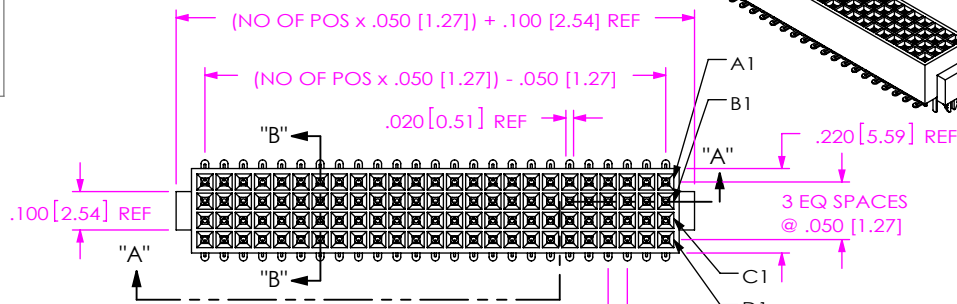


DO NOT SCALE FROM THIS PRINT

FOLC-1XX-MX-XX-Q-XX-X-XX



No OF POSITIONS
-05 THRU -50

LEAD STYLE

- M1: MIXED TECHNOLOGY (.075 [1.91] TAIL) (USE C-44-03-XX FOR THRU HOLE LEADS) (USE C-44-02-XX FOR SMT LEADS)
- M2: MIXED TECHNOLOGY (.120 [3.05] TAIL) (USE C-44-04-XX FOR THRU HOLE LEADS) (USE C-44-02-XX FOR SMT LEADS)

PACKAGING

- BLANK: TUBES (SEE NOTES 4 & 5)
- TR: TAPE & REEL (SEE NOTES 5& 6)
- FR: FULL REEL QTY TAPE & REEL (SEE NOTES 5 & 6)

PICK & PLACE OPTION

- P: PICK & PLACE PAD (USE PPP-18, SEE FIG 3)

OPTION

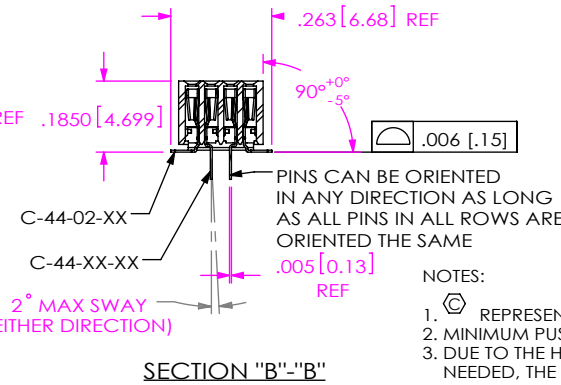
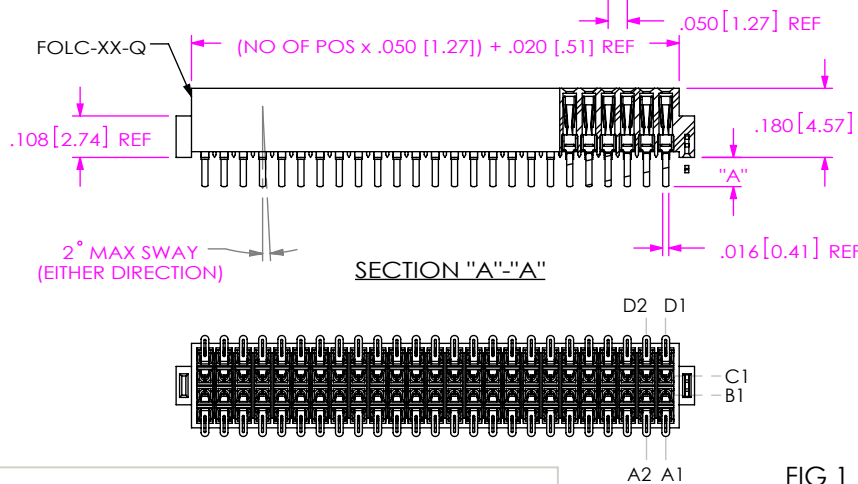
- LC: LOCKING CLIP (SEE NOTE 3) (USE (2) LC-09-TM, SEE FIG 2)

BODY SPECIFICATION

- Q: FOUR ROW (USE FOLC-XX-Q)

PLATING SPECIFICATION

- (VALUES GIVEN ARE IN MICRO-INCHES)
- S: SELECTIVE, 30 Au / 50 Ni MIN ON CONTACT, MATTE TIN TAIL.
 - SM: SELECTIVE, 30 Au / 50 Ni MIN ON CONTACT, MATTE TIN TAIL.
 - L: LIGHT SELECTIVE, 10 Au / 50 Ni MIN ON CONTACT, MATTE TIN TAIL.




"A"	
-M1	.075 [1.91]
-M2	.120 [3.05]

NOTES:

- ⊕ REPRESENTS A CRITICAL DIMENSION.
- MINIMUM PUSHOUT FORCE: .5 LBS.
- DUE TO THE HIGH AMOUNT OF INSERTION FORCE NEEDED, THE -LC OPTION IS NOT COMPATIBLE WITH AUTO PLACEMENT. SAMTEC RECOMMENDS MANUAL PLACEMENT FOR ALL ASSEMBLIES WITH THE -LC OPTION.
- TUBES ARE STANDARD PACKAGING.
- ORDERS WILL BE PACKAGED ACCORDING TO THE SAMTEC PACKAGING EFFICIENCY STANDARDS (SPES) FOUND ON WWW.SAMTEC.COM.
- ATTACH LABEL TO EACH REEL.

FIG 1 FOLC-1XX-M1-XX-Q SHOWN

PACKAGING TUBE VIEW



NOTE:
-P OPTION VIEW TO BE PACKAGED IN PT-1-24-01-127 (TUBES) AND (2) TP-03 (PLUG) PER TUBE
-M2: PLACE SURFACE MOUNT LEADS ABOVE THE HORIZONTAL RIBS.
-M1 PLACE SURFACE MOUNT LEADS BELOW THE HORIZONTAL RIBS.

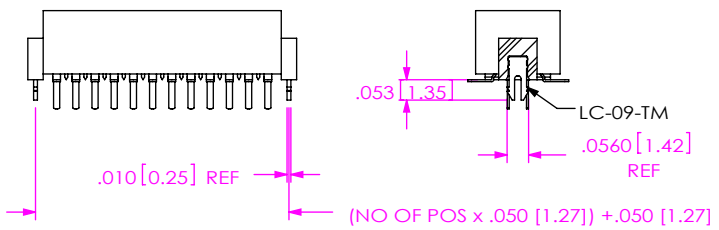


FIG 2 -LC OPTION

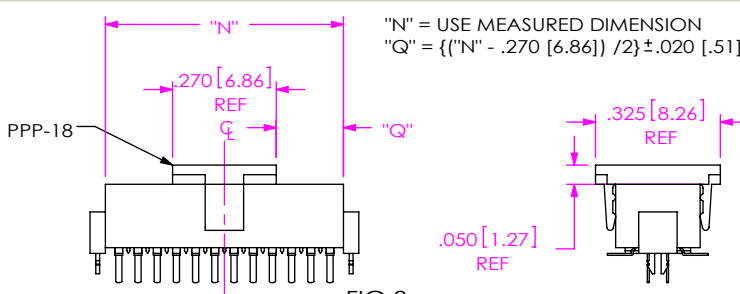
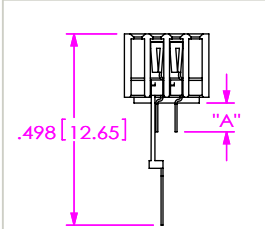


FIG 3 -P: PICK AND PLACE PAD



IN-PROCESS

UNLESS OTHERWISE SPECIFIED, DIMENSIONS ARE IN INCHES.
TOLERANCES ARE:
DECIMALS ANGLES
.XX: ±.01 [.3] 5°
.XXX: ±.005 [.13]
.XXXX: ±.0020 [.051]

PROPRIETARY NOTE
THIS DOCUMENT CONTAINS CONFIDENTIAL AND PROPRIETARY INFORMATION AND ALL DESIGN, MANUFACTURING, REPRODUCTION, USE, PATENT RIGHTS AND SALES RIGHTS ARE EXPRESSLY RESERVED BY SAMTEC, INC. THIS DOCUMENT SHALL NOT BE DISCLOSED, IN WHOLE OR PART, TO ANY UNAUTHORIZED PERSON OR ENTITY NOR REPRODUCED, TRANSFERRED OR INCORPORATED IN ANY OTHER PROJECT IN ANY MANNER WITHOUT THE EXPRESS WRITTEN CONSENT OF SAMTEC, INC.

MATERIAL: DO NOT SCALE DRAWING SHEET SCALE: 2:1
INSULATOR: LCP, UL 94 VO
COLOR: BLACK
CONTACT: BeCu



520 PARK EAST BLVD, NEW ALBANY, IN 47150
PHONE: 812-944-6733 FAX: 812-948-5047
e-Mail: info@SAMTEC.com code 55322

DESCRIPTION: .050 X .050 CENTERLINE 4 ROW MIXED TECH. SOCKET STRIP
DWG. NO. FOLC-1XX-MX-XX-Q-XX-X-XX
BY: TIM PLUMMER 03-29-96 SHEET 1 OF 1