

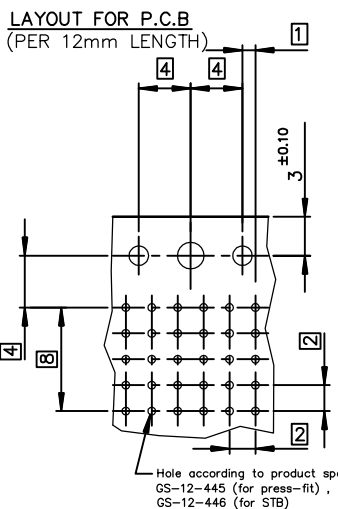
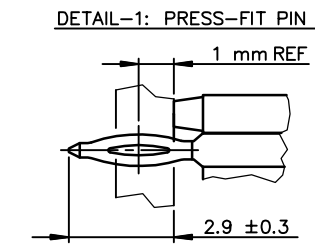
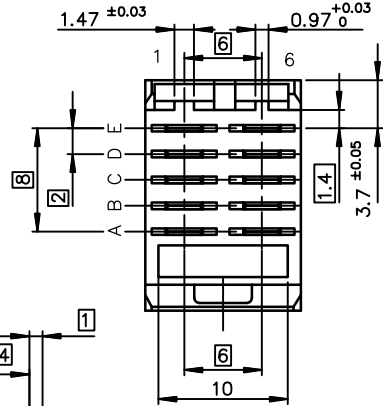
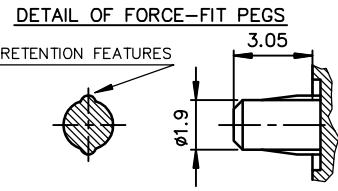
TIN LEAD PART NUMBER

Part number:		HM1K51xDP000H6P				
Replace x by (dim-P ±0.10)		(Performance level)				
	ROW-A	ROW-B	ROW-C	ROW-D	ROW-E	STD loading
D =	6.50	6.50	6.50	6.50	6.50	
H =	8.00	8.00	7.25	6.50	6.50	
K =	6.50	8.00	6.50	6.50	6.50	
M =	7.25	7.25	7.25	7.25	7.25	
N =	8.00	8.00	8.00	8.00	8.00	

LEAD FREE PART NUMBER

Part number:		HM1K51xDP000H6PLF				
Replace x by (dim-P ±0.10)		(Performance level)				
	ROW-A	ROW-B	ROW-C	ROW-D	ROW-E	STD loading
D =	6.50	6.50	6.50	6.50	6.50	
H =	8.00	8.00	7.25	6.50	6.50	
K =	6.50	8.00	6.50	6.50	6.50	
M =	7.25	7.25	7.25	7.25	7.25	
N =	8.00	8.00	8.00	8.00	8.00	

GENERAL CHARACTERISTICS AND ROHS INFORMATIONS:
 SEE PRODUCT SPECIFICATION GS-12-445
 NOTE-2: INSERTION IN PCB, HANDLING OR BENCH PRESS
 NOTE-4: REAR CENTRAL SUPPORT FOR BETTER ASSY ON PCB
 NOTE-5: PACKAGING IN TRAY + COVER
 NOTE-6: IF SUFFIX "P" IS ADDED IN P/N PACKAGING IS IN TRAYS
 BUT CONNECTOR MARKING IS WITHOUT "P"
 EXAMPLE: HM1XXXXXXXXH6P, MARKED HM1XXXXXXXXH6



European Views

www.fcconnect.com		surface ISO 1302	tolerance std ISO 406 ISO 1101	projection	mm
TOLERANCES UNLESS OTHERWISE SPECIFIED					
Dr	PERICHOT	2001/10/23	ANGULAR	0.X ± 0.3	size A3 Scale 2.5
Eng	PESSON	2001/10/23	LINEAR	0.XX ± 0.13	
Chr	LEGARE	2001/10/23	0.XX ± 2	0.XXX ± 0.051	ECN
Appr	LEGARE	2001/10/23	Product family		METRAL Spec ref -
FCj		title METRAL RA HEADER POWER 5 ROW		dwg no	C-8626-0132
		catalog no			Rev. H
				CUSTOMER	sheet 1 of 1

rev	ech no	dr	date
D	-	PER	2002/04/09
E	LS05-004	MPE	2005/02/14
F	LS06-0097	LGO	2006/07/12
G	LS07-0184	MLE	2007/07/24
H	DG10-0032	Cenh	2010/01/25
-	-	-	-
-	-	-	-



Copyright FCj