


**Data sheet | Item number: 289-721**

Interface module; with solder pin; Male connector; 15-pole; Double-deck PCB terminal blocks; in mounting carrier; Mating connector for solder connection; 2,50 mm<sup>2</sup>



[www.wago.com/289-721](http://www.wago.com/289-721)



**Data**

**Notes**

Note

Subject to changes. Please also observe the further product documentation!

WAGO GmbH & Co. KG  
Hansastr. 27  
32423 Minden  
Phone: +49571 887-0 | Fax: +49571 887-169  
Email: [info.de@wago.com](mailto:info.de@wago.com) | Web: [www.wago.com](http://www.wago.com)

Do you have any questions about our products?  
We are always happy to take your call at +49 (571) 887-44222.



One solder terminal per pole is available for testing and patching (except for shield contact).

## Electrical data

Operating voltage	≤30 VAC; ≤50 VDC
Nominal current	2 A
Contact resistance (max.)	30 mΩ
Specialty functions	With solder pin with shield connection

## Safety and protection

Rated voltage	50 V
Pollution degree	2
Protection type	IP00; <b>Notice!</b> Live parts can be easily touched! Protection against direct contact must be provided by the equipment manufacturer, e.g., using a WAGO 709 Series Cover (see "Accessories") or a similar cover. The installation guidelines must be observed for each individual application.
Dielectric strength (channel/channel) (AC, 1 min.)	1.3 kV <sub>rms</sub>
Insulation type	Functional insulation

## Connection data

Performance level	2 / 200 mating cycles
Strain relief	UNC 4-40 stud bolt

## Connection 1

Connector	HD D-sub male connector
Pole number 1	15
Connection type 1	System
Note (conductor cross-section)	12 AWG: THHN, THWN
Mating direction	vertical

## Connection 2

Design 2	PCB terminal blocks (double-deck)
----------	-----------------------------------

Subject to changes. Please also observe the further product documentation!



Pole number 2	16
Connection type 2	Field
Connection technology 2	CAGE CLAMP®
WAGO connector 2	WAGO 736 Series
Solid conductor 2	0.08 ... 2.5 mm <sup>2</sup> / 28 ... 12 AWG
Fine-stranded conductor 2	0.08 ... 2.5 mm <sup>2</sup> / 28 ... 12 AWG
Strip length 2	5 ... 6 mm / 0.2 ... 0.24 inches

### Physical data

Width	43.5 mm / 1.713 inches
Height	85 mm / 3.346 inches
Depth from upper-edge of DIN-rail	48 mm / 1.89 inches

### Mechanical Data

Mounting type	DIN-35 rail
Housing design	Mounting carrier

### Material Data

Contact material (connector)	Au over Ni
Fire load	0.935 MJ
Weight	64.4 g

### Environmental requirements

Ambient temperature (operation)	-20 ... +50 °C
Ambient temperature (storage)	-40 ... +70 °C
Relative humidity	85% (non-condensing)

### Standards and specifications

Standards/specifications	EN 61010-2-201
--------------------------	----------------

### Commercial data

Product Group	6 (INTERFACE ELECTRONIC)
eCl@ss 10.0	27-14-11-52
eCl@ss 9.0	27-14-11-52
ETIM 8.0	EC002780

Subject to changes. Please also observe the further product documentation!

WAGO GmbH & Co. KG  
 Hansastr. 27  
 32423 Minden  
 Phone: +49571 887-0 | Fax: +49571 887-169  
 Email: [info.de@wago.com](mailto:info.de@wago.com) | Web: [www.wago.com](http://www.wago.com)

Do you have any questions about our products?  
 We are always happy to take your call at +49 (571) 887-44222.



ETIM 7.0	EC002780
Recupel Type	
PU (SPU)	7 (1) pcs
Packaging type	box
Country of origin	DE
GTIN	4045454413637
Customs tariff number	85366990990

## Environmental Product Compliance

RoHS Compliance Status	Compliant, No Exemption
------------------------	-------------------------

## Optional accessories

### Marking accessories

Marking strip		
<b>Item no.: 709-196</b>		<a href="http://www.wago.com/709-196">www.wago.com/709-196</a>
Marking strips; for laser printer; translucent		
<b>Item no.: 709-178</b>		<a href="http://www.wago.com/709-178">www.wago.com/709-178</a>
Marking strips; on reel; 7.5 mm wide; not stretchable; plain; snap-on type; white		
<b>Item no.: 709-177</b>		<a href="http://www.wago.com/709-177">www.wago.com/709-177</a>
Marking strips; on reel; 7.5 mm wide; not stretchable; plain; snap-on type; translucent		

### Mounting

Cover carrier		
<b>Item no.: 709-167</b>		<a href="http://www.wago.com/709-167">www.wago.com/709-167</a>
Cover carrier; Type 1; incl. fixing/retaining screws and knurled nut; suitable for 279 to 282 and 880 Series rail-mounted terminal blocks; suitable for 264 Series miniature rail-mounted terminal blocks; suitable for 270 Series sensor and actuator terminal blocks; gray		
Cover		
<b>Item no.: 709-153</b>		<a href="http://www.wago.com/709-153">www.wago.com/709-153</a>
Cover; Type 1; suitable for cover carrier, type 1; 1 m long; transparent		

### Tool

Operating tool		
<b>Item no.: 210-720</b>		<a href="http://www.wago.com/210-720">www.wago.com/210-720</a>
Operating tool; Blade: 3.5 x 0.5 mm; with a partially insulated shaft; multicoloured		

## Downloads

### Documentation

#### Bid Text

289-721

Subject to changes. Please also observe the further product documentation!

WAGO GmbH & Co. KG  
 Hansastr. 27  
 32423 Minden  
 Phone: +49571 887-0 | Fax: +49571 887-169  
 Email: [info.de@wago.com](mailto:info.de@wago.com) | Web: [www.wago.com](http://www.wago.com)

Do you have any questions about our products?  
 We are always happy to take your call at +49 (571) 887-44222.



X81 - Datei	2019 年2月19日	xml 3.8 kB	Download
289-721 doc - Datei	2015 年2月9日	doc 27.6 kB	Download
<b>Instruction Leaflet</b>			
		pdf 1.3 MB	Download
<b>Additional Information</b>			
Disposal and Recycling Electrical and electronic equipment, Batteries, Packaging	V 1.1.0 2022 年8月18日	pdf 2.2 MB	Download

## CAD/CAE-Data

### CAD data

2D/3D Models 289-721		URL	Download
<b>CAE data</b>			
EPLAN Data Portal 289-721		URL	Download
WSCAD Universe 289-721		URL	Download
ZUKEN Portal 289-721		URL	Download

## Environmental Product Compliance


### Compliance Search

Environmental Product Compliance 289-721 Interface module; with solder pin; Male connector; 15-pole; Double-deck PCB terminal blocks; in mounting carrier; Mating connector for solder connection; 2,50 mm <sup>2</sup>		URL	Download
----------------------------------------------------------------------------------------------------------------------------------------------------------------------------------------------------------------------------	--	-----	----------


## Installation Notes

### Conductor termination

Subject to changes. Please also observe the further product documentation!




Conductor termination – screwdriver actuation parallel to conductor entry



Conductor termination – screwdriver actuation perpendicular to conductor entry

### Installation



Snapping a module onto DIN-rail.



Removing a module from the DIN-rail.

Subject to changes. Please also observe the further product documentation!