

10

9

8

7

6

5

4

3

2

1

F

F

E

E

D

D

C

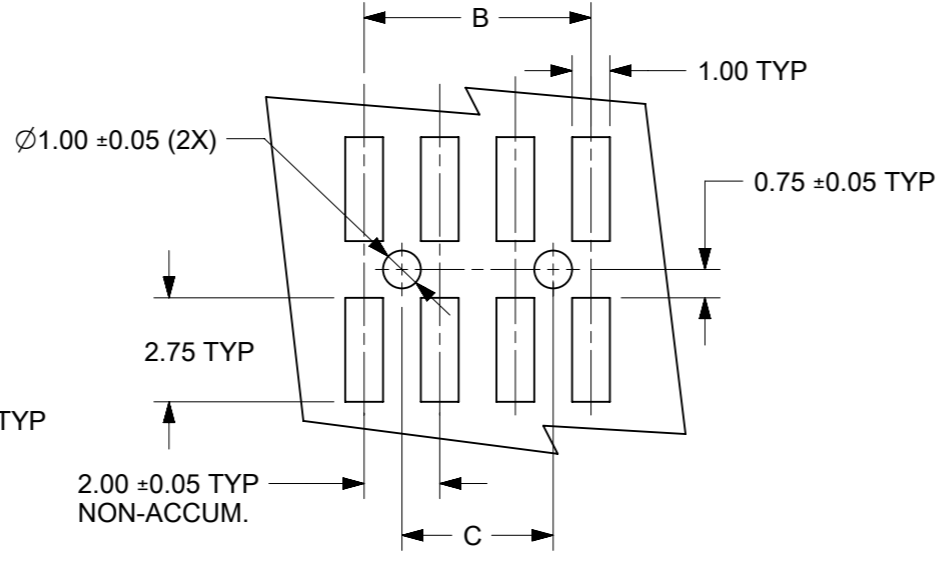
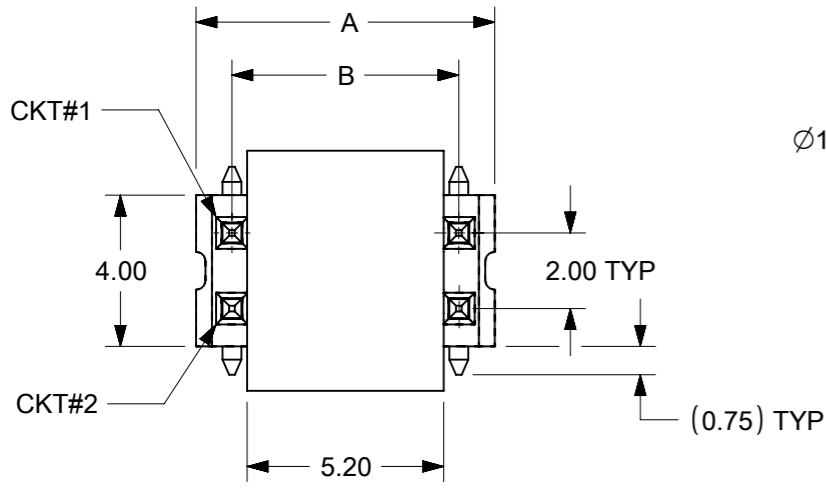
C

B

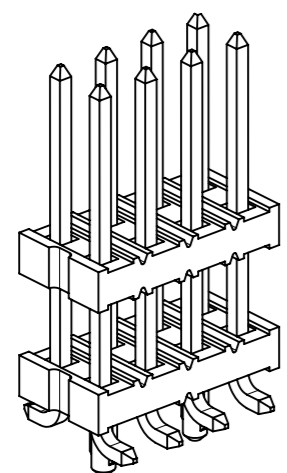
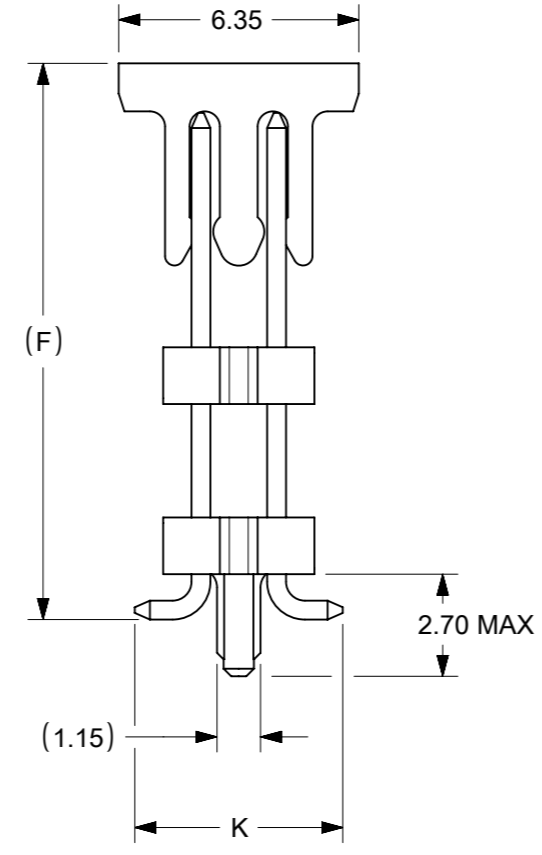
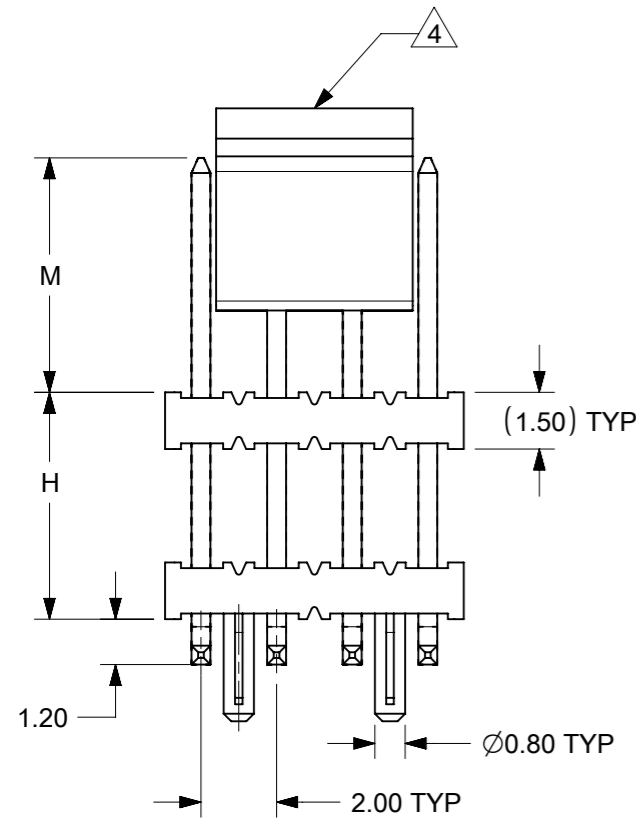
B

A

A



RECOMMENDED P.C.B LAYOUT



PART NUMBERS	CKT SIZE	VOID POSITION	DIMENSION						PLATING OPTION	PACKAGING TYPE
			A	B	M	H	F	K		
87762-0873	8	----	7.90	6.00	7.62	8.45	--	5.50 ±0.15	3	WITHOUT CAP IN TUBE
87762-0874	8	----	7.90	6.00	7.62	8.45	18.58	5.50 ±0.15	3	WITH CAP IN TUBE
87762-0029	10	----	9.90	8.00	4.50	17.80	--	(5.50)	2	WITHOUT CAP IN TUBE
87762-0030	10	----	9.90	8.00	4.50	17.80	--	(5.50)	2	WITHOUT CAP IN TUBE
87762-1000	10	----	9.90	8.00	4.50	17.80	24.81	(5.50)	2	WITH CAP IN TUBE
87762-1001	10	----	9.90	8.00	4.50	17.80	24.81	(5.50)	2	WITH CAP IN TUBE
87762-2600	26	----	25.90	24.00	7.90	11.50	--	(5.50)	1	WITHOUT CAP IN TUBE
87762-2601	26	----	25.90	24.00	7.90	11.50	21.91	(5.50)	1	WITH CAP IN TUBE

NOTES:

- MATERIAL: HOUSING: NYLON (4/6), UL94V-0, COLOR: BLACK  
PIN: COPPER ALLOY, SQ, 0.50mm
- PLATING FINISH:
  - 15-25µ inches MIN GOLD PLATE IN SELECTED AREA AND 120-200µ inches MIN TIN ON SOLDER TAIL OVER 50-70µ inches MIN NICKEL UNDERPLATE OVERALL.
  - 120µ inches MIN TIN OVERALL  
50µ inches MIN NICKEL UNDERPLATE OVERALL.
  - 15µ inches MIN GOLD PLATE IN SELECTED AREA AND 75µ inches MIN TIN ON SOLDER TAIL OVER 50µ inches MIN NICKEL UNDERPLATE OVERALL.
- PIN PUSHOUT FORCE: 1kg MIN IN EITHER DIRECTION.
- CAP TO BE LOCATED AS CENTRAL OF PART AS POSSIBLE
- THE ABOVE 8CKTS SHOWN IS FOR ILLUSTRATION ONLY.
- FOR PACKING OPTION PLEASE REFER TO THE TABLE.
- HEADER MAY BE BROKEN TO DESIRE CKT SIZE, SLIGHTLY FLASHES SHOULD BE ACCEPTED.
- PACKAGING SPECIFICATION: PK-89990-474

THIS DRAWING CONTAINS INFORMATION THAT IS PROPRIETARY TO MOLEX ELECTRONIC TECHNOLOGIES, LLC AND SHOULD NOT BE USED WITHOUT WRITTEN PERMISSION		CURRENT REV DESC: BRIGHT TIN PHASE OUT		<b>molex</b>	
DIMENSION UNITS	SCALE				
MM	NTS				
GENERAL TOLERANCES (UNLESS SPECIFIED)					
		MM	INCH		
4 PLACES	±	±	±		
3 PLACES	±	±	±		
2 PLACES	±	0.2	±		
1 PLACE	±	±	±		
0 PLACES	±	±	±		
ANGULAR TOL ± 3.0°					
DRAFT WHERE APPLICABLE MUST REMAIN WITHIN DIMENSIONS		THIRD ANGLE PROJECTION	DRAWING	SERIES	MATERIAL NUMBER
			A3-SIZE	87762	SEE TABLE
				CUSTOMER	SHEET NUMBER
				GENERAL MARKET	1 OF 1

9

8

7

6

5

4

3

2

1