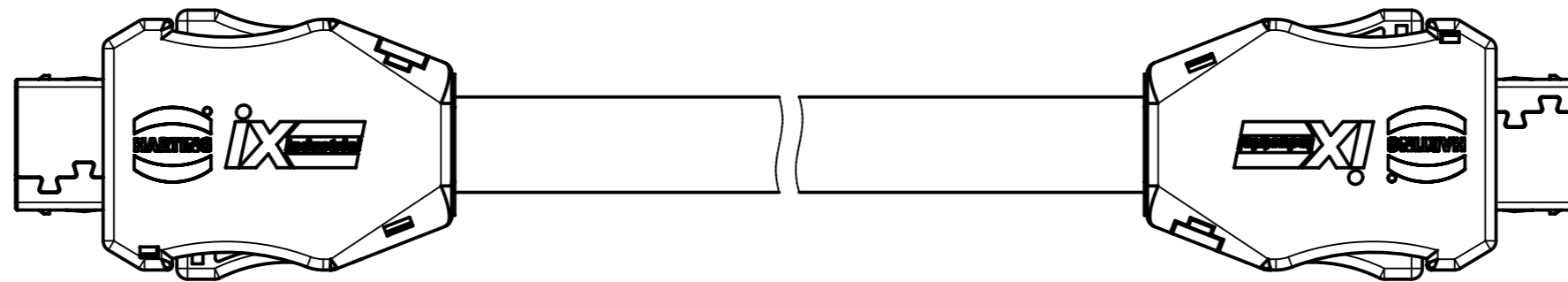
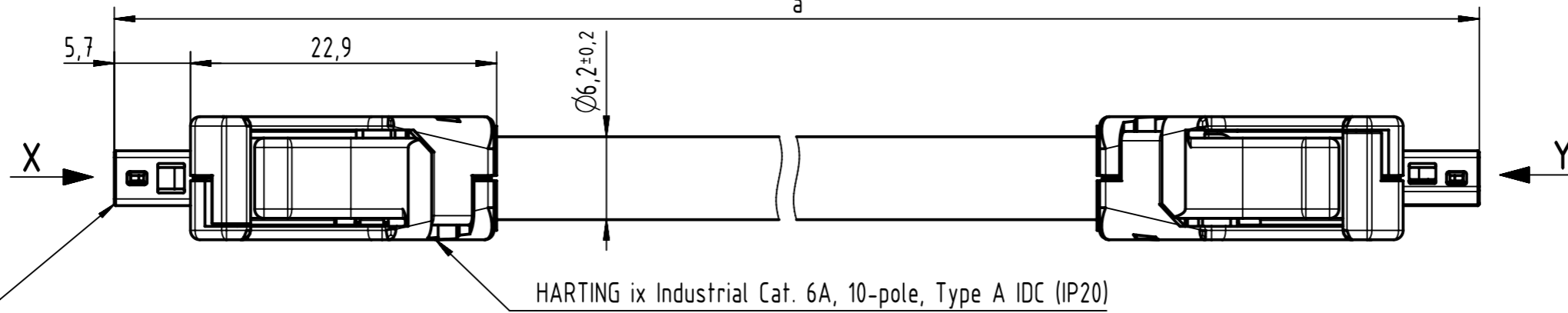


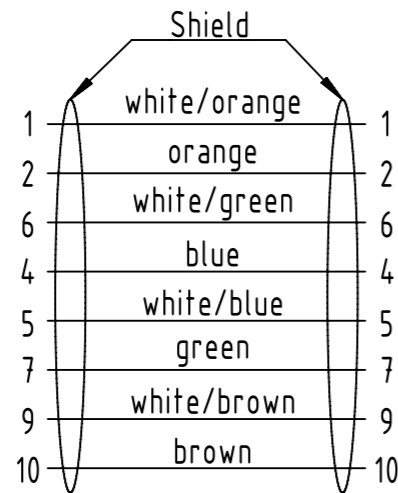
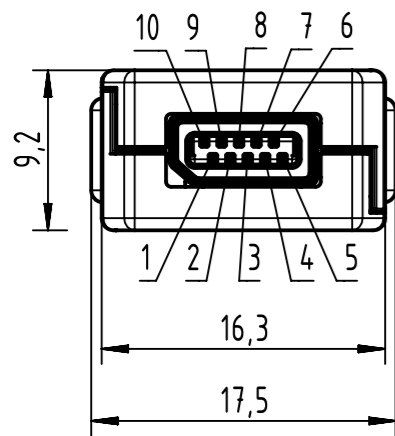
Connector Location A

Connector Location B



X
male

Y
male

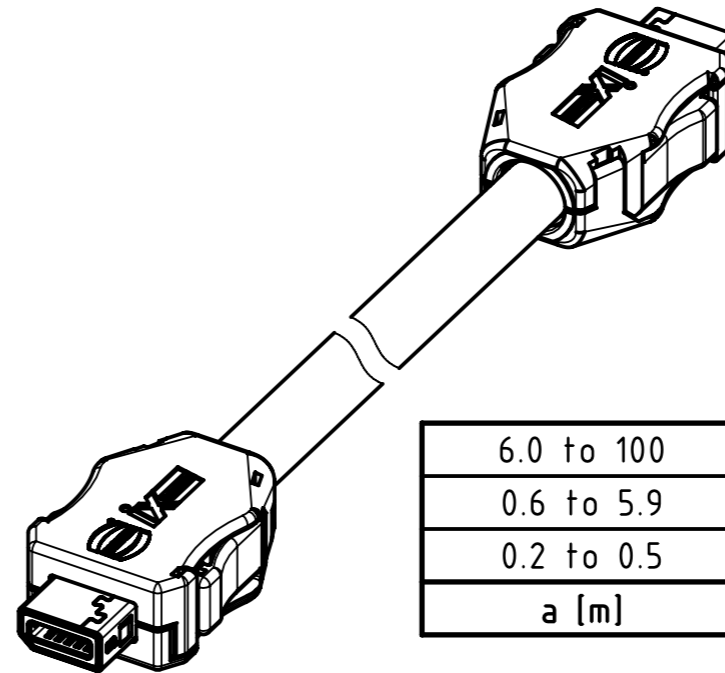


Contacts 3 and 8 are not connected on both sides

- Contact material: copper alloy
- Contact area: Gold 0.2µm min.

Temperature range:

- Fixed installation: -20°C ... +60°C
- Dynamic installation: 0°C ... +50°C



| | |
|--------------|------------------|
| 6.0 to 100 | ±1% |
| 0.6 to 5.9 | +0.04 |
| 0.2 to 0.5 | +0.02 |
| a [m] | Tolerance |

| | | |
|-----------------------|--------------|------------|
| length in "1m" step | 100 | XXX=000 |
| | 99 | XXX=990 |
| | . | . |
| | 12 | XXX=120 |
| | 11 | XXX=110 |
| length in "0.1m" step | 10 | XXX=100 |
| | 9.9 | XXX=099 |
| | 9.8 | XXX=098 |
| | . | . |
| | 0.5 | XXX=005 |
| | 0.4 | XXX=004 |
| | 0.3 | XXX=003 |
| | 0.2 | XXX=002 |
| Step | a [m] | XXX |

Cat. 7 FRNC Ethernet Cable, AWG 26/7, S/FTP, green

33480101827XXX

Type of cable

Part no.

NOTE:

For lengths < 1.0m:

- relative positioning of the connectors to each other will be as presented in the drawing, however with an admissible angular deviation around cable axis of ± 30°

For lengths ≥ 1.0m:

- relative positioning of the connectors to each other not obligatory

| | | | | | | |
|--|---------------------|---------------------------------------|----------------------------|---|-----------------|---------------------|
| | All rights reserved | Created by 407675 Lorinczi | Inspected by COSTEA Costea | Standardisation MUNTEANV Muntean | Date 2022-11-08 | State Final Release |
| | Department HCS - RO | Title ix Industrial Cat.6A FRNC green | | Doc-Key / ECM-Nr. 100882434/UGD/000/E 50000226502 | | Rev. E |
| HARTING Customised Solutions D-32339 Espelkamp | | Type TB | Number 33480101827XXX | | Page 1/1 | |