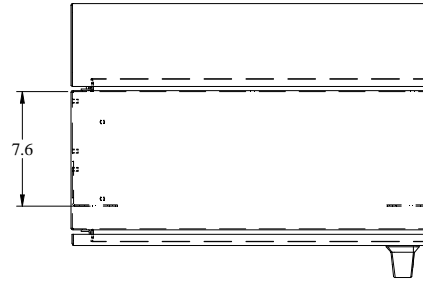


PART No. EN4DH162415WLG

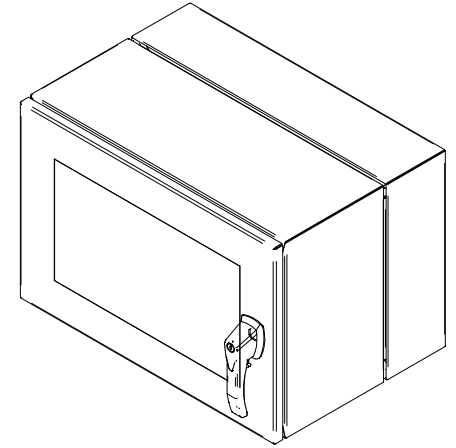
for more information visit  
[www.hamfmg.com](http://www.hamfmg.com)

Data subject to change without notice


Isometric drawing Not to Scale



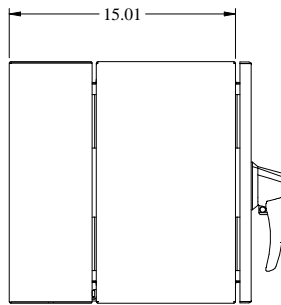
TOP VIEW



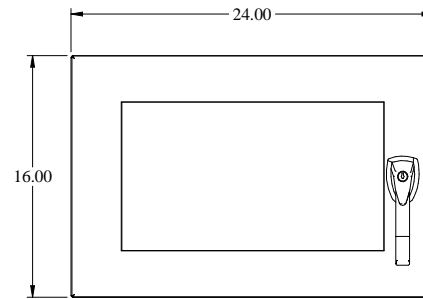
ISOMETRIC VIEW



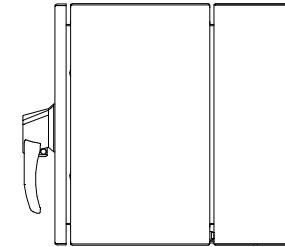
REAR VIEW




LEFT SIDE VIEW



FRONT VIEW



RIGHT SIDE VIEW



BOTTOM VIEW