



HDC | HDC HMN

TE Internal #: T2111032101-000

Rectangular Contact Inserts, Insert for Contacts, Pin, 3 Pole Configuration, Crimp Terminal, 3 Position, 18 – 10 AWG Wire Size, 40 A, HDC HMN

[View on TE.com >](#)

Connectors > Rectangular Connectors > Rectangular Contact Inserts



Rectangular Connector Insert Type: **Insert for Contacts**

Contact Type: **Pin**

Pole Configuration: **3**

Termination Method to Wire & Cable: **Crimp Terminal**

Number of Positions: **3**

## Features

### Product Type Features

|                                   |                     |
|-----------------------------------|---------------------|
| Rectangular Connector Insert Type | Insert for Contacts |
| Sealable                          | No                  |

### Configuration Features

|                     |   |
|---------------------|---|
| Number of Positions | 3 |
|---------------------|---|

### Contact Features

|                              |      |
|------------------------------|------|
| Contact Type                 | Pin  |
| Pole Configuration           | 3    |
| Contact Current Rating (Max) | 40 A |

### Termination Features

|                                    |                |
|------------------------------------|----------------|
| Termination Method to Wire & Cable | Crimp Terminal |
|------------------------------------|----------------|

### Dimensions

|           |             |
|-----------|-------------|
| Wire Size | 18 – 10 AWG |
|-----------|-------------|

### Operation/Application

|                     |                |
|---------------------|----------------|
| Circuit Application | Power & Signal |
|---------------------|----------------|

## Product Compliance

[For compliance documentation, visit the product page on TE.com>](#)






|   |  |
|---|--|
| EU RoHS Directive 2011/65/EU                  | Compliant  |
| EU ELV Directive 2000/53/EC                   | Compliant  |
| China RoHS 2 Directive MIIT Order No 32, 2016 | No Restricted Materials Above Threshold  |
| EU REACH Regulation (EC) No. 1907/2006        | Current ECHA Candidate List: JUNE 2023 (235)<br>Candidate List Declared Against: JAN 2023 (233)<br>Does not contain REACH SVHC |
| Halogen Content                               | Low Bromine/Chlorine - Br and Cl < 900 ppm per homogenous material. Also BFR /CFR/PVC Free                                     |
| Solder Process Capability                     | Not reviewed for solder process capability   |

Product Compliance Disclaimer

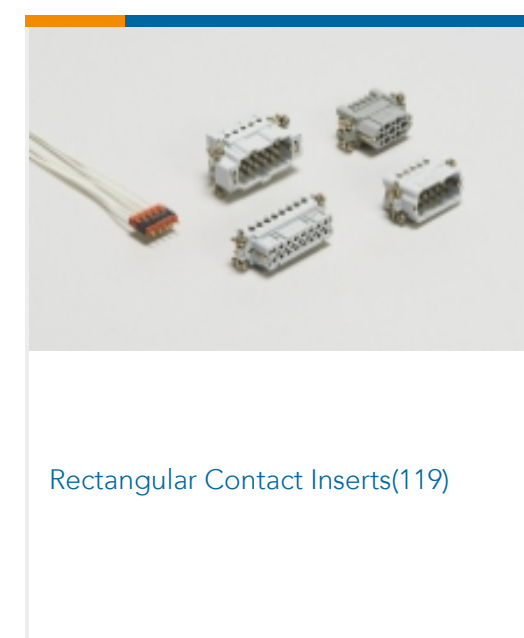

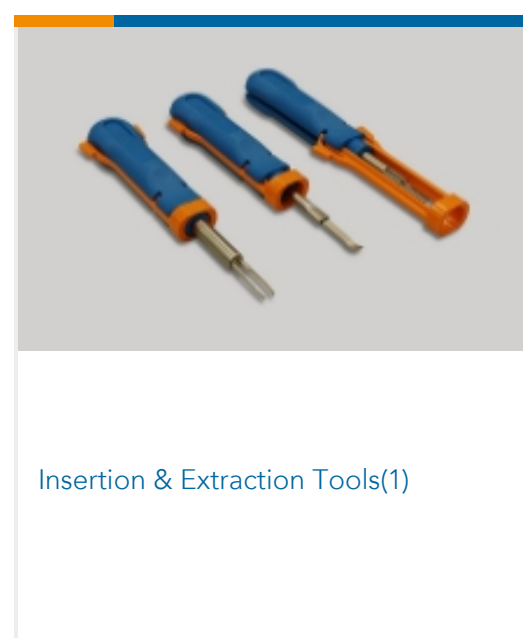
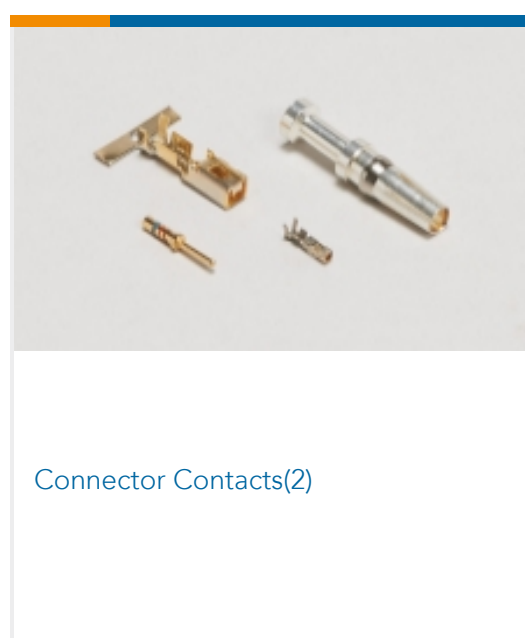
This information is provided based on reasonable inquiry of our suppliers and represents our current actual knowledge based on the information they provided. This information is subject to change. The part numbers that TE has identified as EU RoHS compliant have a maximum concentration of 0.1% by weight in homogenous materials for lead, hexavalent chromium, mercury, PBB, PBDE, DBP, BBP, DEHP, DIBP, and 0.01% for cadmium, or qualify for an exemption to these limits as defined in the Annexes of Directive 2011/65/EU (RoHS2). Finished electrical and electronic equipment products will be CE marked as required by Directive 2011/65/EU. Components may not be CE marked. Additionally, the part numbers that TE has identified as EU ELV compliant have a maximum concentration of 0.1% by weight in homogenous materials for lead, hexavalent chromium, and mercury, and 0.01% for cadmium, or qualify for an exemption to these limits as defined in the Annexes of Directive 2000/53/EC (ELV). Regarding the REACH Regulation, the information TE provides on SVHC in articles for this part number is based on the latest European Chemicals Agency (ECHA) 'Guidance on requirements for substances in articles' posted at this URL: <https://echa.europa.eu/guidance-documents/guidance-on-reach>

## Compatible Parts

|   |  |  |  |
|---|--|--|--|
|  <p>TE Part # T1310060125-000<br/>H6B-TS-M25</p> |  <p>TE Part # T3609250102-000<br/>DLX-25-M</p> |  <p>TE Part # T2040001010-000<br/>CMM-1.0</p> |  <p>TE Part # T2040001015-000<br/>CMM-1.5</p>   |
|  <p>TE Part # T2040001040-000<br/>CMM-4.0</p>    |  <p>TE Part # T2040011040-000<br/>DMM-4.0</p>  |  <p>TE Part # T2040011060-000<br/>DMM-6.0</p> |  <p>TE Part # T2070064101-000<br/>H6BN-T2-M</p> |



Also in the Series | **HDC HMN**



Customers Also Bought





## Documents

### Product Drawings

[HMN-003-M](#)

English

### CAD Files

[3D PDF](#)

3D

Customer View Model

[ENG\\_CVM\\_CVM\\_T2111032101-000\\_B.2d\\_dxf.zip](#)

English

Customer View Model

[ENG\\_CVM\\_CVM\\_T2111032101-000\\_B.3d\\_igs.zip](#)

English

Customer View Model

[ENG\\_CVM\\_CVM\\_T2111032101-000\\_B.3d\\_stp.zip](#)

English

By downloading the CAD file I accept and agree to the [Terms and Conditions](#) of use.

### Datasheets & Catalog Pages

[Heavy Duty Connectors](#)

English

[HEAVY DUTY CONNECTORS](#)

English

### Product Specifications

[Application Specification](#)

English



**Product Environmental Compliance**

**Product Compliance**

English

**Product Compliance**

English