





XBee® Family Features Comparison


Protocol	Product	Certified Regions	Frequency	Positioning	RF Line of Sight Range	Transmit Power	Receiver Sensitivity	Form Factor		RF Data Rate	Programmable Variant	Hardware
IEEE 802.11	XBee® Wi-Fi	US, CA, EU, AU, JP	2.4 GHz	Low-power serial to Wi-Fi b/g/n	N/A	+16 dBm	-93 to -71 dBm	Through-hole, SMT		1 to 72 Mbps	N/A	S6B
IEEE 802.15.4 	XBee® 802.15.4	US, CA, EU, AU, BR, JP	2.4 GHz	Low-cost, low-power multipoint	300 ft / 90 m	0 dBm	-92 dBm	Through-hole		250 Kbps	N/A	S1
	XBee-PRO® 802.15.4	US, CA, AU, BR	2.4 GHz	Extended-range multipoint	1 mile / 1.6 km	+18 dBm	-100 dBm			250 Kbps	N/A	S1
		US, CA, EU, AU, BR, JP	2.4 GHz	International/"J" variant	2500 ft / 1 km	+10 dBm	-100 dBm			250 Kbps	N/A	S1
Multipoint Proprietary 	XBee-PRO® XSC	US, CA, AU	900 MHz	Long-range multipoint for North America	9 miles / 14.5 km	+24 dBm	-107 to -109 dBm	Through-hole		10 Kbps or 20 Kbps	N/A	S3B
	XBee-PRO® 868	EU	868 MHz	Long-range multipoint for Europe	25 miles / 40 km	+25 dBm	-112 dBm			24 Kbps	N/A	S5
ZigBee® PRO Feature Set 	XBee® ZB SMT	US, CA, EU, AU, BR, JP	2.4 GHz	Surface mount, low-cost, low-power, ZigBee PRO Feature Set, EM357	4000 ft / 1.2 km	+8 dBm	-102 dBm	SMT		250 Kbps	32 KB Flash / 2 KB RAM	S2C
	XBee-PRO® ZB SMT	US, CA, AU, BR	2.4 GHz	Extended-range, surface mount, ZigBee PRO Feature Set, EM357	2 miles / 3.2 km	+18 dBm	-101 dBm			250 Kbps	32 KB Flash / 2 KB RAM	S2C
	XBee® ZB	US, CA, EU, AU, BR, JP	2.4 GHz	Through-hole, low-cost, low-power, ZigBee PRO Feature Set, EM250	400 ft / 120 m	+3 dBm	-96 dBm	Through-hole		250 Kbps	N/A	S2
	XBee-PRO® ZB	US, CA, AU, BR	2.4 GHz	Extended-range, through-hole, ZigBee PRO Feature Set, EM250	2 miles / 3.2 km	+18 dBm	-102 dBm			250 Kbps	32 KB Flash / 2 KB RAM	S2B
		US, CA, EU, AU, BR, JP	2.4 GHz	International/"J" variant	5000 ft / 1.5 km	+10 dBm	-102 dBm			250 Kbps	32 KB Flash / 2 KB RAM	S2B
ZigBee® Smart Energy Public Profile 	XBee® SE	US, CA, EU, AU, BR, JP	2.4 GHz	Low-cost, low-power, ZigBee PRO Feature Set	400 ft / 120 m	+3 dBm	-96 dBm	Through-hole		250 Kbps	N/A	S2
	XBee-PRO® SE	US, CA, AU, BR	2.4 GHz	Extended-range ZigBee PRO Feature Set	2 miles / 3.2 km	+18 dBm	-102 dBm			250 Kbps	N/A	S2B
		US, CA, EU, AU, BR, JP	2.4 GHz	International/"J" variant	5000 ft / 1.5 km	+10 dBm	-102 dBm			250 Kbps	N/A	S2B
DigiMesh® Proprietary 	XBee-PRO® 900HP	US, CA, AU, BR	900 MHz	Extended-range peer-to-peer mesh, sleeping routers	9 miles / 14.5 km	+24 dBm	-101 to -110 dBm	Through-hole		10 Kbps or 200 Kbps	32 KB Flash / 2 KB RAM	S3B
	XBee® 865/868LP	India, EU	865 MHz or 868 MHz	Low-power RF module for India (865 MHz) or Europe (868 MHz) with DigiMesh	2.5 miles / 4 km	+12 dBm	-101 to -106 dBm	SMT		10 Kbps or 80 Kbps	32 KB Flash / 2 KB RAM	S8
	XBee® DigiMesh® 2.4	US, CA, EU, AU, BR, JP	2.4 GHz	Low-cost, low-power peer-to-peer mesh, sleeping routers	300 ft / 90 m	0 dBm	-92 dBm	Through-hole		250 Kbps	N/A	S1
	XBee-PRO® DigiMesh® 2.4	US, CA, AU, BR	2.4 GHz	Extended-range peer-to-peer mesh, sleeping routers	1 mile / 1.6 km	+18 dBm	-100 dBm			250 Kbps	N/A	S1
		US, CA, EU, AU, BR, JP	2.4 GHz	International/"J" variant	3200 ft / 1 km	+10 dBm	-100 dBm			250 Kbps	N/A	S1


S1



S2


S2B


S2C


S3B


S5


S6B


S8
