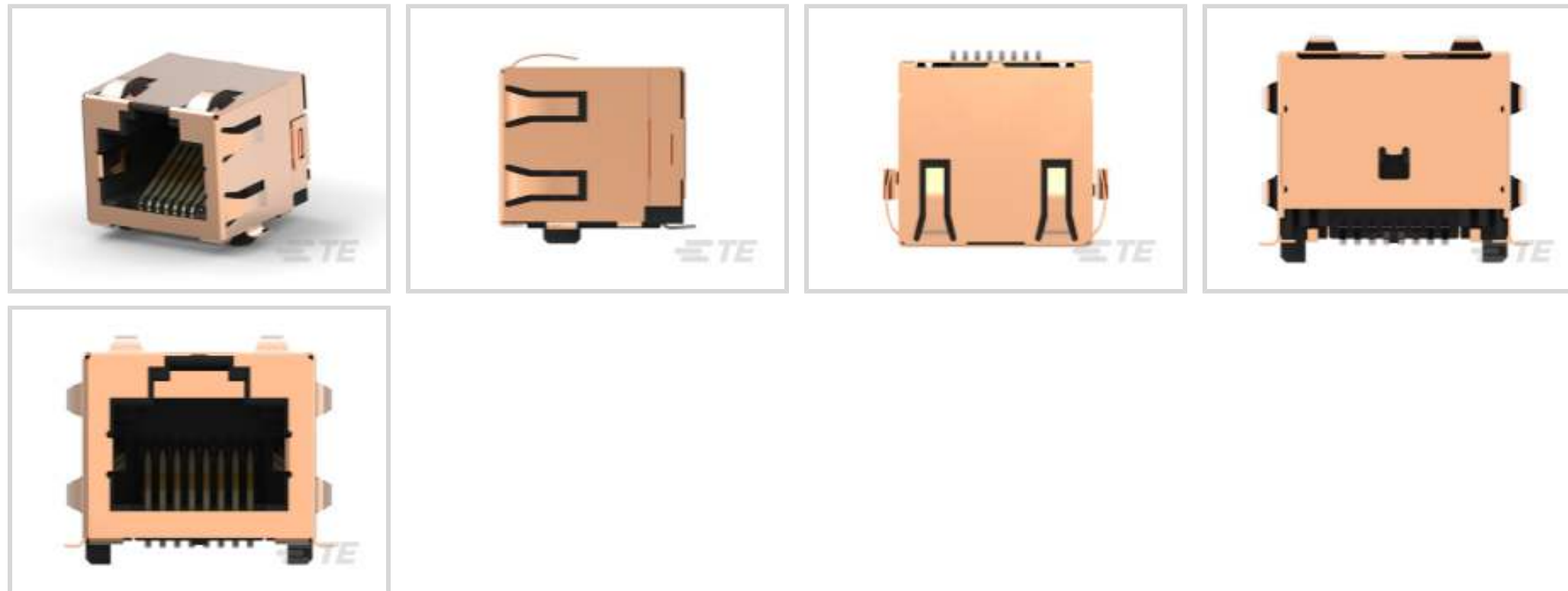




TE Internal #: 6339160-1  
 RJ45 Connectors, RJ45, Single Port, 1 x 1, RJ Type Jacks & Plugs,  
 Standard Connector Contact Density, Jack, Shielded, Cat 5,  
 Inverted - Latch Up

[View on TE.com >](#)

Connectors > Modular Jacks & Plugs > RJ45 Connectors



Modular Jack & Plug Interface Type: **RJ45**  
 Port Configuration: **Single Port**  
 Port Matrix Configuration: **1 x 1**  
 Modular Jacks & Plugs Products: **RJ Type Jacks & Plugs**  
 Connector Contact Density: **Standard**

## Features

### Product Type Features

|                                    |                       |
|------------------------------------|-----------------------|
| Connector Product Type             | Connector Assembly    |
| Modular Jack & Plug Interface Type | RJ45                  |
| Modular Jacks & Plugs Products     | RJ Type Jacks & Plugs |
| Modular Connector Style            | Jack                  |
| Grounding Options                  | None                  |
| Connector & Contact Terminates To  | Printed Circuit Board |

### Configuration Features

|                             |              |
|-----------------------------|--------------|
| Status Indicator Type       | None         |
| Panel Ground Location       | Top and Side |
| Number of Panel Ground Tabs | 4            |
| Port Configuration          | Single Port  |
| Port Matrix Configuration   | 1 x 1        |
| Connector Contact Density   | Standard     |
| Number of Positions         | 8            |
| Number of Loaded Positions  | 8            |



|                       |             |
|-----------------------|-------------|
| PCB Mount Orientation | Right Angle |
|-----------------------|-------------|

### Body Features

|                                |                     |
|--------------------------------|---------------------|
| Shield Plating Finish          | Matte               |
| Shield Plating Material        | Tin over Nickel     |
| Shield Material                | Brass               |
| Modular Jack Latch Orientation | Inverted - Latch Up |
| Connector Profile              | Standard            |

### Contact Features

|  |                           |
|--|---------------------------|
| PCB Contact Termination Area Plating Material Finish | Matte                     |
| Contact Underplating Material                        | Nickel                    |
| PCB Contact Termination Area Plating Material        | Tin                       |
| Contact Current Rating (Max)                         | 1.5 A                     |
| Contact Mating Area Plating Material                 | Gold                      |
| Contact Base Material                                | Phosphor Bronze           |
| Contact Mating Area Plating Material Thickness       | 1.27 $\mu$ m[50 $\mu$ in] |

### Termination Features

|   |                |
|---|----------------|
| Termination Method to Printed Circuit Board | Surface Mount  |
| Termination Post & Tail Length              | .86 mm[.03 in] |

### Mechanical Attachment

|                         |             |
|-------------------------|-------------|
| Panel Mount Feature     | Without     |
| Connector Mounting Type | Panel Mount |

### Housing Features

|                       |                                |
|-----------------------|--------------------------------|
| Mating Entry Location | Side                           |
| Centerline (Pitch)    | 1.02 mm[.04 in]                |
| Housing Color         | Black                          |
| Housing Material      | High Temperature Thermoplastic |

### Dimensions

|                             |                   |
|-----------------------------|-------------------|
| PCB Thickness (Recommended) | 1.57 mm[.062 in]  |
| Connector Height            | 13.35 mm[.525 in] |

### Usage Conditions

|                             |                           |
|-----------------------------|---------------------------|
| Operating Temperature Range | -40 – 85 °C[-40 – 185 °F] |
|-----------------------------|---------------------------|

### Operation/Application



|                     |        |
|---------------------|--------|
| Shielded            | Yes    |
| Circuit Application | Signal |

### Industry Standards

|                        |          |
|------------------------|----------|
| UL Flammability Rating | UL 94V-0 |
| Performance Category   | Cat 5    |

### Packaging Features

|                    |             |
|--------------------|-------------|
| Packaging Quantity | 200         |
| Packaging Method   | Tape & Reel |

### Product Compliance

[For compliance documentation, visit the product page on TE.com>](#)

|   |   |
|---|---|
| EU RoHS Directive 2011/65/EU                  | Compliant   |
| EU ELV Directive 2000/53/EC                   | Compliant   |
| China RoHS 2 Directive MIIT Order No 32, 2016 | No Restricted Materials Above Threshold   |
| EU REACH Regulation (EC) No. 1907/2006        | Current ECHA Candidate List: JUNE 2023 (235)<br>Candidate List Declared Against: JUNE 2023 (235)<br>Does not contain REACH SVHC |
| Halogen Content                               | Low Halogen - Br, Cl, F, I < 900 ppm per homogenous material. Also BFR/CFR/PVC Free   |
| Solder Process Capability                     | Reflow solder capable to 260°C  |

#### Product Compliance Disclaimer

This information is provided based on reasonable inquiry of our suppliers and represents our current actual knowledge based on the information they provided. This information is subject to change. The part numbers that TE has identified as EU RoHS compliant have a maximum concentration of 0.1% by weight in homogenous materials for lead, hexavalent chromium, mercury, PBB, PBDE, DBP, BBP, DEHP, DIBP, and 0.01% for cadmium, or qualify for an exemption to these limits as defined in the Annexes of Directive 2011/65/EU (RoHS2). Finished electrical and electronic equipment products will be CE marked as required by Directive 2011/65/EU. Components may not be CE marked. Additionally, the part numbers that TE has identified as EU ELV compliant have a maximum concentration of 0.1% by weight in homogenous materials for lead, hexavalent chromium, and mercury, and 0.01% for cadmium, or qualify for an exemption to these limits as defined in the Annexes of Directive 2000/53/EC (ELV). Regarding the REACH Regulation, the information TE provides on SVHC in articles for this part number is based on the latest European Chemicals Agency (ECHA) 'Guidance on requirements for substances in articles' posted at this URL: <https://echa.europa.eu/guidance-documents/guidance-on-reach>

### Compatible Parts



TE Part # 188729-1  
8P.COVER/SOLD.STOP

## Customers Also Bought




TE Part #770156-5  
04P CMNL IDC PLUG 16 AWG BLU V



TE Part #3-794677-4  
4POS MICRO MNL ASSY,R/A,THRU



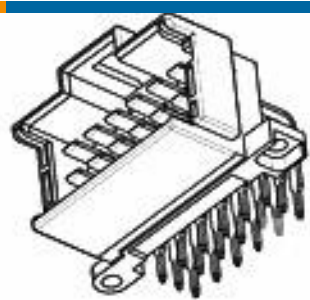
TE Part #2008570-4  
4 POS MICRO MNL, SIDE LATCH, B




TE Part #2143012-3  
IMP100S,H,RA2P10C,UG,OEWS39,5,5



TE Part #2057592-2  
CFP Guide Rail



TE Part #966140-5  
MESSERLEISTE 6P



TE Part #1367337-2  
70 POS PT CONNECTOR, X2,  
XENPAK, 30 AU



TE Part #133611-E  
MJ LSS \*\* 8 8 \*\*\* STP \* 30 \* J 3 2034



TE Part #2-2301994-6  
RJ45 JACK INT.MAG. 10/100 LED 1X1



TE Part #3-1734577-2  
MOD-JK,8P8C,SHD W/O LED, 15u" Au

## Documents

### Product Drawings

MJ,RJ45,SMT,SHLD,PANEL GRD

English

### CAD Files

Customer View Model

ENG\_CVM\_CVM\_6339160-1\_E.2d\_dxf.zip

English

3D PDF



3D

Customer View Model

[ENG\\_CVM\\_CVM\\_6339160-1\\_E.3d\\_igs.zip](#)

English

Customer View Model

[ENG\\_CVM\\_CVM\\_6339160-1\\_E.3d\\_stp.zip](#)

English

By downloading the CAD file I accept and agree to the [Terms and Conditions](#) of use.

**Product Environmental Compliance**

[MD\\_6339160-1\\_06052018956\\_dmtec](#)

English

[MD\\_6339160-1\\_06052018956\\_dmtec](#)

English