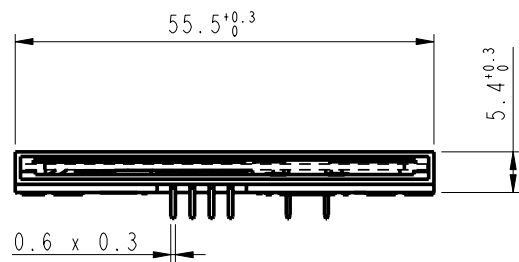
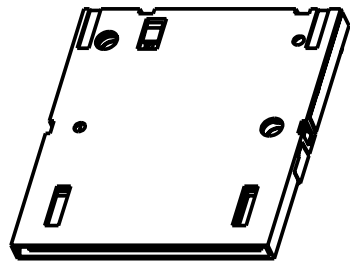


| PART NUMBER  | LEAD FREE VERSION |
|--------------|-------------------|
| 7431E0525S01 | 7431E0525S01LF    |



**GENERAL :**  
 High cycle life duration smart card connector with landing type contacts mechanism. The landing type connector also provides the feature of recessed contacts when card is not inserted which protects them against vandalism.  
 Smart card for reference purposes only.

**ELECTRICAL PROPERTIES:**  
 Insulation resistance : > 1000MΩ  
 Dielectric withstanding voltage : > 750 Vrms  
 Current carrying capacity : Min 10μA, Max 1A  
 Contact resistance : < 100mΩ

**MECHANICAL PROPERTIES :**  
 Operating force : Insertion : F < 10N  
 Withdrawal : 1 < F < 10N  
 Contact Normal force : 0.2 < F < 0.3 for 0.6mm of deflection  
 Durability : 200 000 mating cycles

**MATERIAL :**  
 Head reader : Thermoplastic, Colour Grey, Rated UL94V0  
 Cover : Thermoplastic, Colour Black, Rated UL94V0  
 Contacts : Copper alloy,  
 Plating : Gold over Ni or equivalent on contact area  
 SnPb over Ni on solder tails (FOR LEADED VERSION)  
 Matte tin over Ni on solder tails (FOR LEAD FREE VERSION)

**ENVIRONMENT :**  
 Operating temperature : -40°C / +85°C  
 Climatic conditions : UTE 93-421

**PACKAGING :**  
 Plastic cavity tray

A

A

B

B

C

C

D

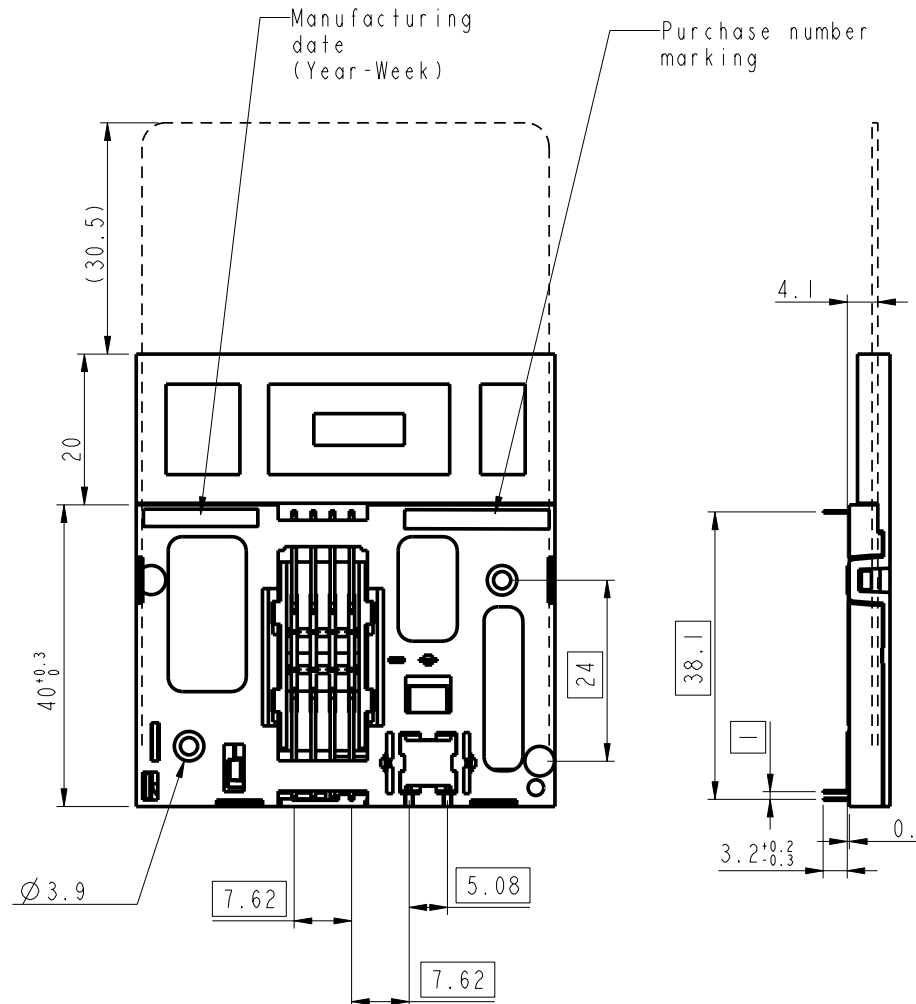
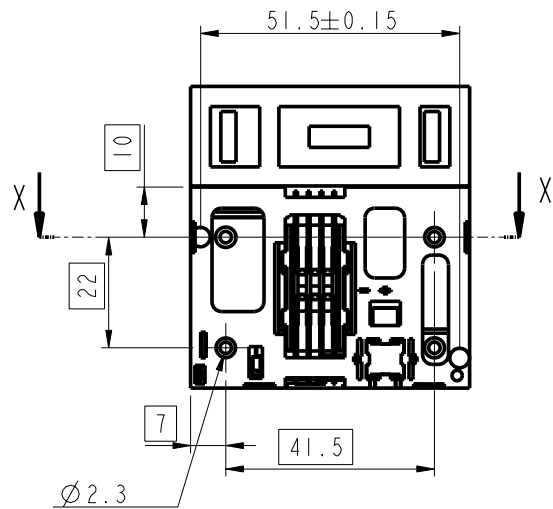
D

E

E

F

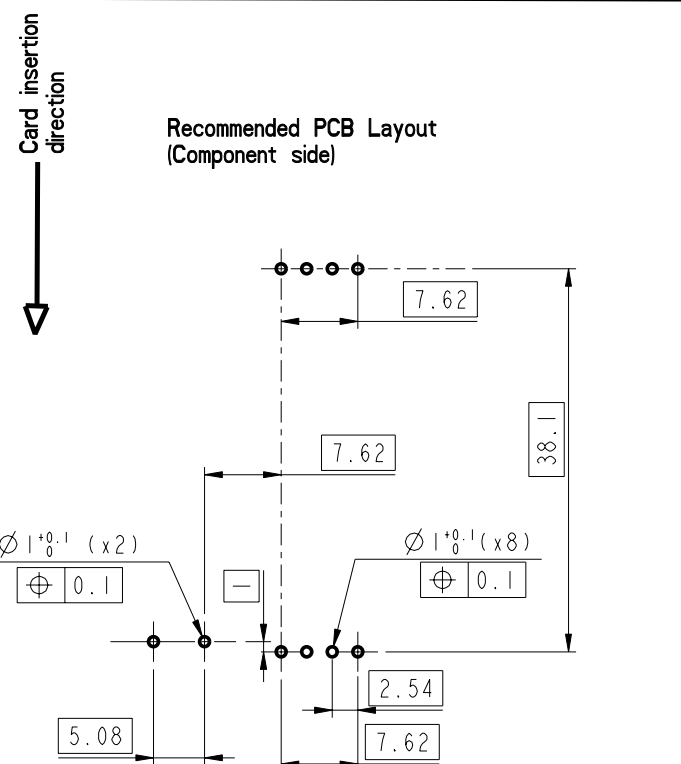
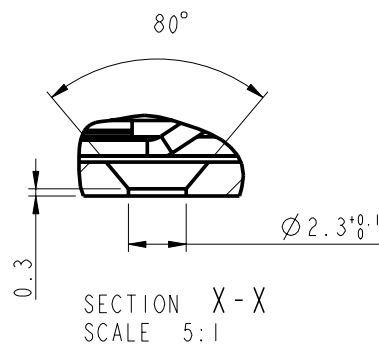
F



LEAD FREE VERSION:

"This product meets European Union Directives and other country regulations as described in GS-22-008"

The housing will withstand exposure to 260°C peak temperature for 3-5 seconds in a wave solder application with a 1.6mm minimum thick circuit board.



| General Tolerances |         |  |  |
|--------------------|---------|--|--|
| 0 to 10mm:         | ±0.1mm  |  |  |
| 10 to 30mm:        | ±0.15mm |  |  |
| 30 to 60mm:        | ±0.2mm  |  |  |
| 60 and more:       | ±0.3mm  |  |  |

| rev | ecn no   | dr  | date       |
|-----|----------|-----|------------|
| A   | F20307   | DLE | 2002/04/29 |
| B   | F20341   | DLE | 2002/06/04 |
| C   | LS3088   | JTA | 2003/11/28 |
| D   | 105-0176 | NT  | 2005/09/29 |
| E   | 105-0078 | DTK | 2006/06/19 |
| F   | 109-0013 | SSC | 2009/01/24 |

|                    |             |                                       |                  |              |              |
|--------------------|-------------|---------------------------------------|------------------|--------------|--------------|
| www.fciconnect.com |             | surface                               | tolerance std    | projection   | mm           |
|                    |             | ISO 1302                              | ISO 406 ISO 1101 | ⊕            | ←→           |
|                    |             | TOLERANCES UNLESS OTHERWISE SPECIFIED |                  |              |              |
| Dr                 | D LEGRAND   | 2002/04/29                            | ANGULAR          | 0.X          | ±            |
| Eng                | F TISSERAND | 2002/04/29                            | LINEAR           | 0.XX         | ±            |
| Chr                | S.S.CHERIAN | 2009/01/24                            | 0° ±°            | 0.XXX        | ±            |
| Appr               | S.S.CHERIAN | 2009/01/24                            | Product family   |              | ECN 109-0013 |
|                    |             |                                       |                  |              | Spec ref     |
| FCJ                |             | E05 WITHOUT PEG                       |                  | Rev.         | F            |
| catalog no         |             | VJW53908                              |                  | sheet 1 of 1 |              |