

1-179228-3 ✓ ACTIVE



AMP CT


TE Internal #: 1-179228-3

Housing, Receptacle, Wire-to-Board / Wire-to-Wire, 13 Position, .079 in [2 mm] Centerline, Crimp, 1 Row, Natural, Wire & Cable, Power & Signal, AMP CT

[View on TE.com >](#)

Connectors > PCB Connectors > Wire-to-Board Connectors > Wire-to-Board Connector Assemblies & Housings >

AMP COMMON TERMINATION HOUSINGS



Connector Product Type: **Housing**

Connector & Housing Type: **Receptacle**

Connector System: **Wire-to-Board, Wire-to-Wire**

Number of Positions: **13**

Centerline (Pitch): **2 mm [.079 in]**

[All AMP COMMON TERMINATION HOUSINGS \(176\)](#)

Features

Product Type Features

Connector Product Type	Housing
Connector & Housing Type	Receptacle
Connector System	Wire-to-Board, Wire-to-Wire
Sealable	No
Connector & Contact Terminates To	Wire & Cable

Configuration Features

Number of Positions	13
Number of Rows	1

Electrical Characteristics

Dielectric Withstanding Voltage (Max)	5000 VAC
Insulation Resistance	1000 MΩ
Operating Voltage	125 VAC



Body Features

Primary Product Color	Natural
-----------------------	---------

Contact Features

Contact Layout	Inline
Contact Type	Socket
Contact Current Rating (Max)	4 A

Termination Features

Termination Method to Wire & Cable	Crimp
------------------------------------	-------

Mechanical Attachment

Strain Relief	Without
Panel Mount Feature	Without
PCB Mount Retention	Without
Mating Retention	Without
Connector Mounting Type	Cable Mount (Free-Hanging)

Housing Features

Housing Material	Thermoplastic
Centerline (Pitch)	2 mm[.079 in]

Dimensions

Connector Length	28 mm[1.102 in]
Connector Height	6.6 mm[.26 in]
Connector Width	4.6 mm[.181 in]
Wire Size	30 – 22 AWG

Usage Conditions

Operating Temperature Range	-30 – 105 °C[-22 – 221 °F]
-----------------------------	----------------------------

Operation/Application

Circuit Application	Power & Signal
---------------------	----------------

Industry Standards

Glow Wire Rating	Standard Part - Not Glow Wire
Agency/Standard	CSA, UL
UL Flammability Rating	UL 94V-0

Packaging Features



Packaging Quantity	1000
Packaging Method	Bag & Box

Product Compliance



[For compliance documentation, visit the product page on TE.com>](#)



EU RoHS Directive 2011/65/EU	Compliant
EU ELV Directive 2000/53/EC	Compliant
China RoHS 2 Directive MIIT Order No 32, 2016	No Restricted Materials Above Threshold
EU REACH Regulation (EC) No. 1907/2006	Current ECHA Candidate List: JUNE 2023 (235) Candidate List Declared Against: JUNE 2023 (235) Does not contain REACH SVHC
Halogen Content	Low Halogen - Br, Cl, F, I < 900 ppm per homogenous material. Also BFR/CFR/PVC Free
Solder Process Capability	Not applicable for solder process capability

Product Compliance Disclaimer

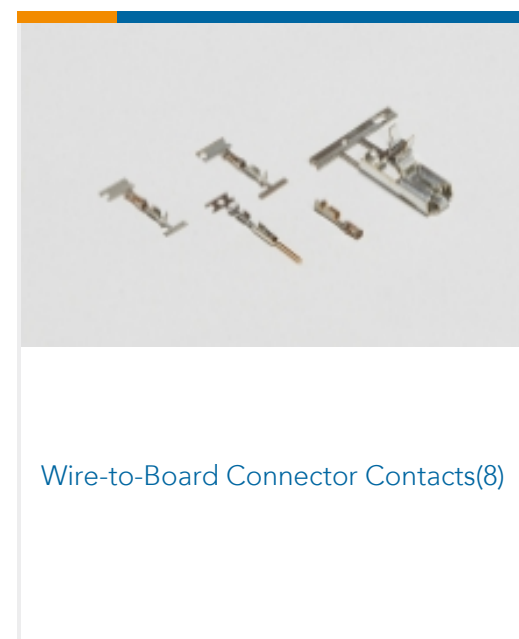
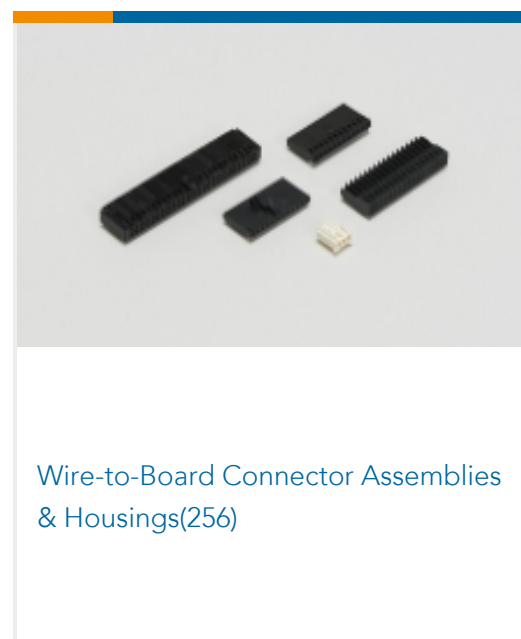
This information is provided based on reasonable inquiry of our suppliers and represents our current actual knowledge based on the information they provided. This information is subject to change. The part numbers that TE has identified as EU RoHS compliant have a maximum concentration of 0.1% by weight in homogenous materials for lead, hexavalent chromium, mercury, PBB, PBDE, DBP, BBP, DEHP, DIBP, and 0.01% for cadmium, or qualify for an exemption to these limits as defined in the Annexes of Directive 2011/65/EU (RoHS2). Finished electrical and electronic equipment products will be CE marked as required by Directive 2011/65/EU. Components may not be CE marked. Additionally, the part numbers that TE has identified as EU ELV compliant have a maximum concentration of 0.1% by weight in homogenous materials for lead, hexavalent chromium, and mercury, and 0.01% for cadmium, or qualify for an exemption to these limits as defined in the Annexes of Directive 2000/53/EC (ELV). Regarding the REACH Regulation, the information TE provides on SVHC in articles for this part number is based on the latest European Chemicals Agency (ECHA) 'Guidance on requirements for substances in articles' posted at this URL: <https://echa.europa.eu/guidance-documents/guidance-on-reach>

Compatible Parts

 <p>TE Part # CAT-AM7017-C7671 Common Termination Contacts — POWER TRIPLE LOCK</p>	 <p>TE Part # 1-292132-3 CT P/HDR BOX V 13P NAT</p>	 <p>TE Part # CAT-3980407-RHDRRA CT 2mm Header Assembly: Right Angle</p>	 <p>TE Part # 1-292161-3 CT P/HDR ASSY V 13P W/KINK NAT</p>
---	---	---	--



Also in the Series | AMP CT



Customers Also Bought





Documents

Product Drawings

[CT CRIMP-2 REC HSG 13P NATURAL](#)

English

CAD Files

[3D PDF](#)

3D

Customer View Model

[ENG_CVM_CVM_1-179228-3_N1.2d_dxf.zip](#)

English

Customer View Model

[ENG_CVM_CVM_1-179228-3_N1.3d_igs.zip](#)

English

Customer View Model

[ENG_CVM_CVM_1-179228-3_N1.3d_stp.zip](#)

English

By downloading the CAD file I accept and agree to the [Terms and Conditions](#) of use.

Datasheets & Catalog Pages

[POWER_CONNECTORS_CATALOG_SEC02_CABLE_MOUNTED](#)

English

Product Specifications

[Crimping of AMP 2.0mm Pitch, CT Crimp Typell Rec Contact](#)

English

[Application Specification](#)

English

Product Environmental Compliance

[MD_1-179228-3_01022018342_dmtec](#)

English

[MD_1-179228-3_01022018342_dmtec](#)

English

Instruction Sheets

[Instruction Sheet \(non U.S.\)](#)

1-179228-3

Housing, Receptacle, Wire-to-Board / Wire-to-Wire, 13 Position, .079 in [2 mm]
Centerline, Crimp, 1 Row, Natural, Wire & Cable, Power & Signal, AMP CT



English

STEPPING MOTOR, I/O CONNECTOR

English

Agency Approvals

Agency Approval Document

English