

BLM21SP181SZ1#

"#" indicates a package specification code.



< List of part numbers with package codes >

BLM21SP181SZ1B BLM21SP181SZ1D BLM21SP181SZ1J

Applications

| | |
|--------------------------|---|
| Unsuitable Applications | Please be sure to read and comply with these "Precautions for use." |
| Specific Applications | Automotive infotainment/comfort equipment, Consumer equipment, Medical equipment [GHTF A/B/C] except for implant & operation & auto-dispenser equipment, Industrial equipment except for transportation & facility & energy equipment Please refer to Our Website and specifications, etc. for information about the performance, functions, quality, management, and safety required for the above applications, and use Products after confirming the performance and reliability of the actual Product. |
| Recommended Applications | Automotive infotainment/comfort equipment |

Packaging Information

| Packaging | Specifications | Standard Packing Quantity |
|-----------|------------------|---------------------------|
| B | Bulk(Bag) | 1000 |
| D | 180mm Paper Tape | 4000 |
| J | 330mm Paper Tape | 10000 |

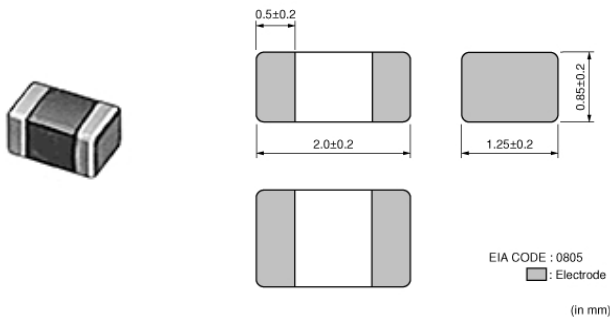
Features

The chip ferrite beads BLM series is designed to function nearly as a resistor at noise frequencies, which greatly reduces the possibility of resonance and leaves signal wave forms undistorted.

BLM series is effective in circuits without stable ground lines because BLM series does not need a connection to ground.

The nickel barrier structure of the external electrodes provides excellent solder heat resistance. BLM21SP series can be used in high current circuits due to its low DC resistance.

Appearance & Shape



Attention

1. This datasheet is downloaded from the website of Murata Manufacturing Co., Ltd. Therefore, its specifications are subject to change or our products in it may be discontinued without advance notice. Please check with our sales representatives or product engineers before ordering.

2. This datasheet has only typical specifications because there is no space for detailed specifications.

Therefore, please review our product specifications or consult the approval sheet for product specifications before ordering.

BLM21SP181SZ1#

“#” indicates a package specification code.



Specifications

| | |
|---------------------------------|----------------|
| Shape | SMD |
| Size Code (in inch) | 0805 |
| Length | 2.0mm |
| Length Tolerance | ±0.2mm |
| Width | 1.25mm |
| Width Tolerance | ±0.2mm |
| Thickness | 0.85mm |
| Thickness Tolerance | ±0.2mm |
| Operating Temperature Range | -55°C to 125°C |
| Mass(typ.) | 0.01g |
| Number of Circuit | 1 |
| Rated Current (at 85°C) | 4A |
| Rated Current (at 125°C) | 2.6A |
| DC Resistance(max.) | 0.02Ω |
| Impedance (at 100MHz) | 180Ω |
| Impedance (at 100MHz) Tolerance | ±25% |
| Size Code (in mm) | 2012 |

Attention

1.This datasheet is downloaded from the website of Murata Manufacturing Co., Ltd. Therefore, it's specifications are subject to change or our products in it may be discontinued without advance notice. Please check with our sales representatives or product engineers before ordering.

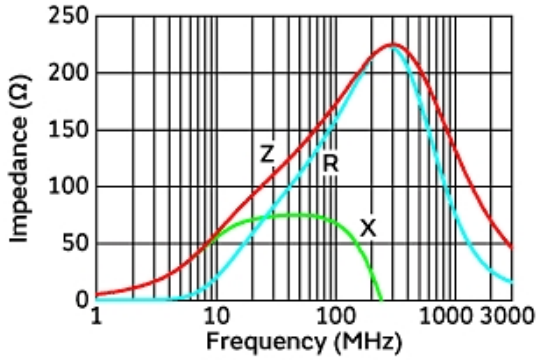
2.This datasheet has only typical specifications because there is no space for detailed specifications.

Therefore, please review our product specifications or consult the approval sheet for product specifications before ordering.

BLM21SP181SZ1#

"#" indicates a package specification code.

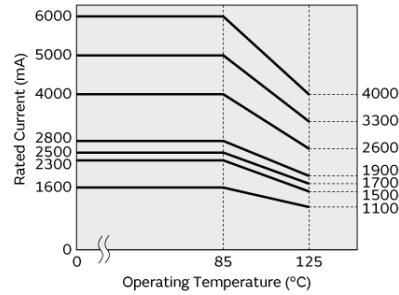
Product Data



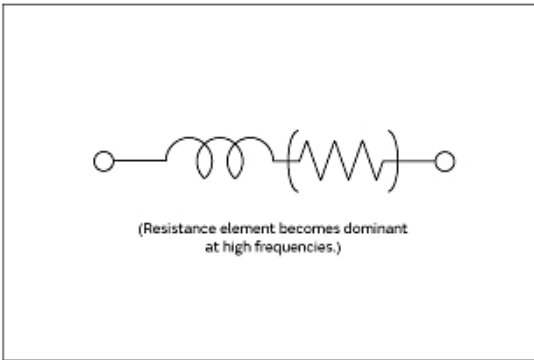
Impedance-Frequency Characteristics

In operating temperature exceeding +85°C, derating of current is necessary for BLM21SP series. Please apply the derating curve shown in chart according to the operating temperature.

Derating of Rated Current



Derating of Rated Current



Equivalent Circuit

Attention

- 1.This datasheet is downloaded from the website of Murata Manufacturing Co., Ltd. Therefore, it's specifications are subject to change or our products in it may be discontinued without advance notice. Please check with our sales representatives or product engineers before ordering.
- 2.This datasheet has only typical specifications because there is no space for detailed specifications. Therefore, please review our product specifications or consult the approval sheet for product specifications before ordering.