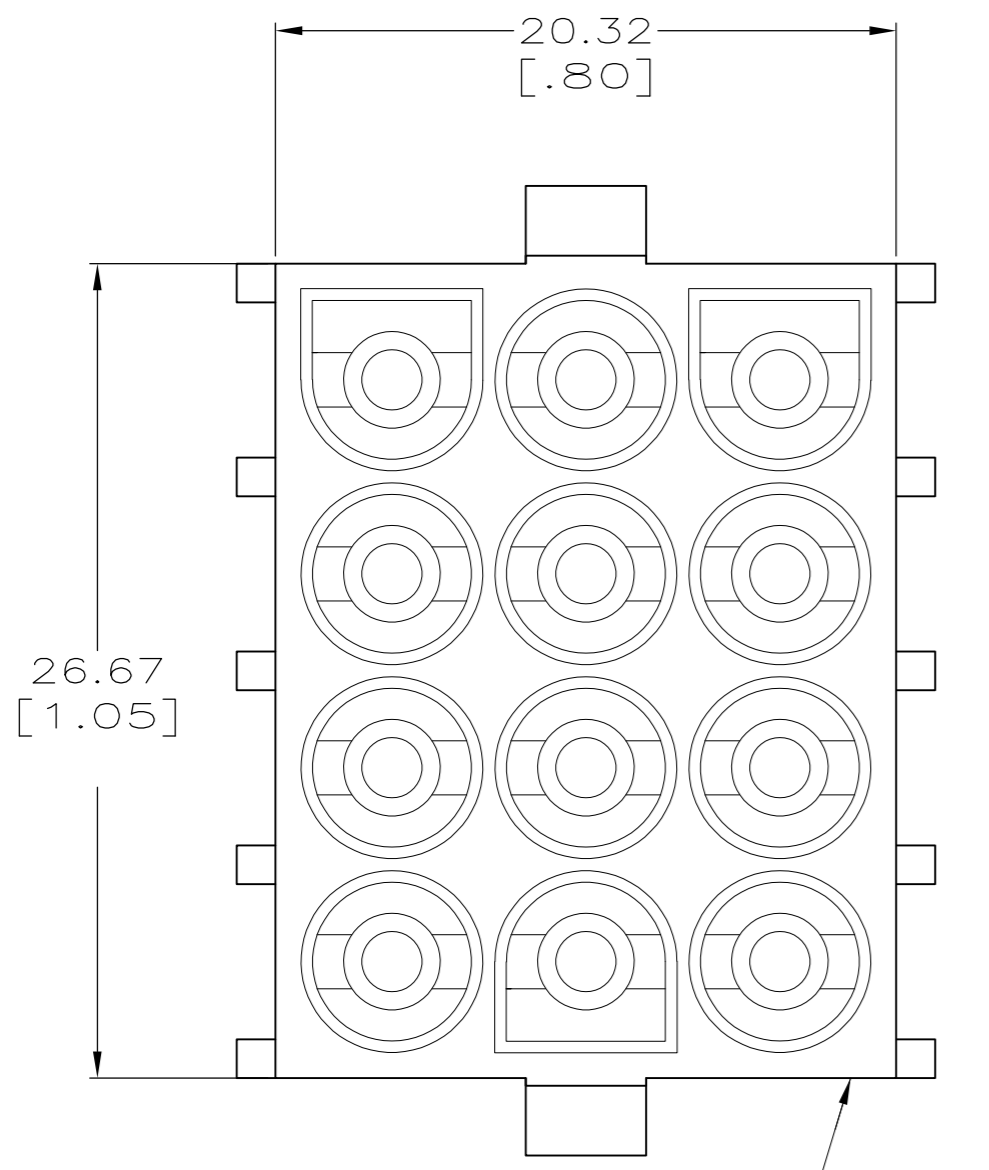
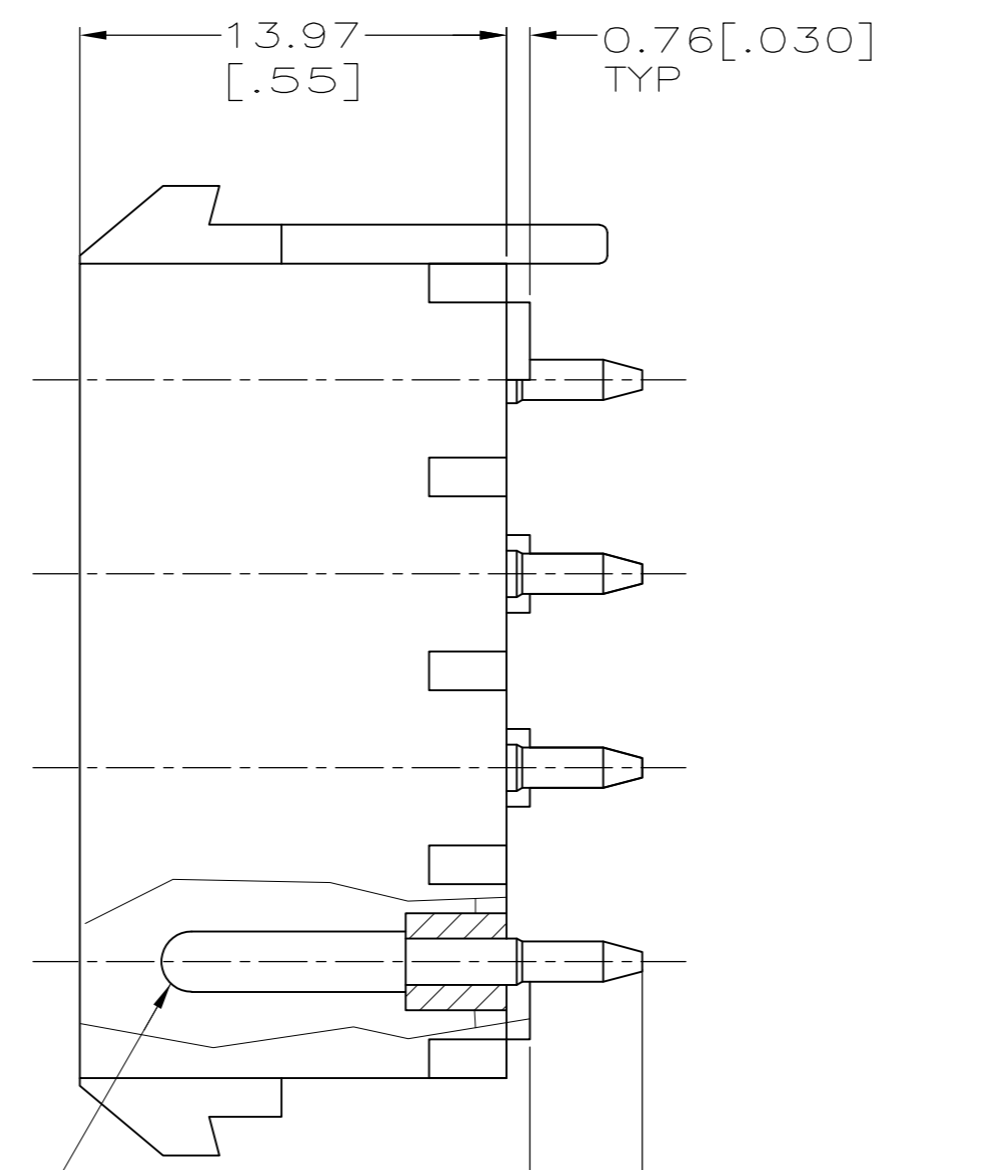


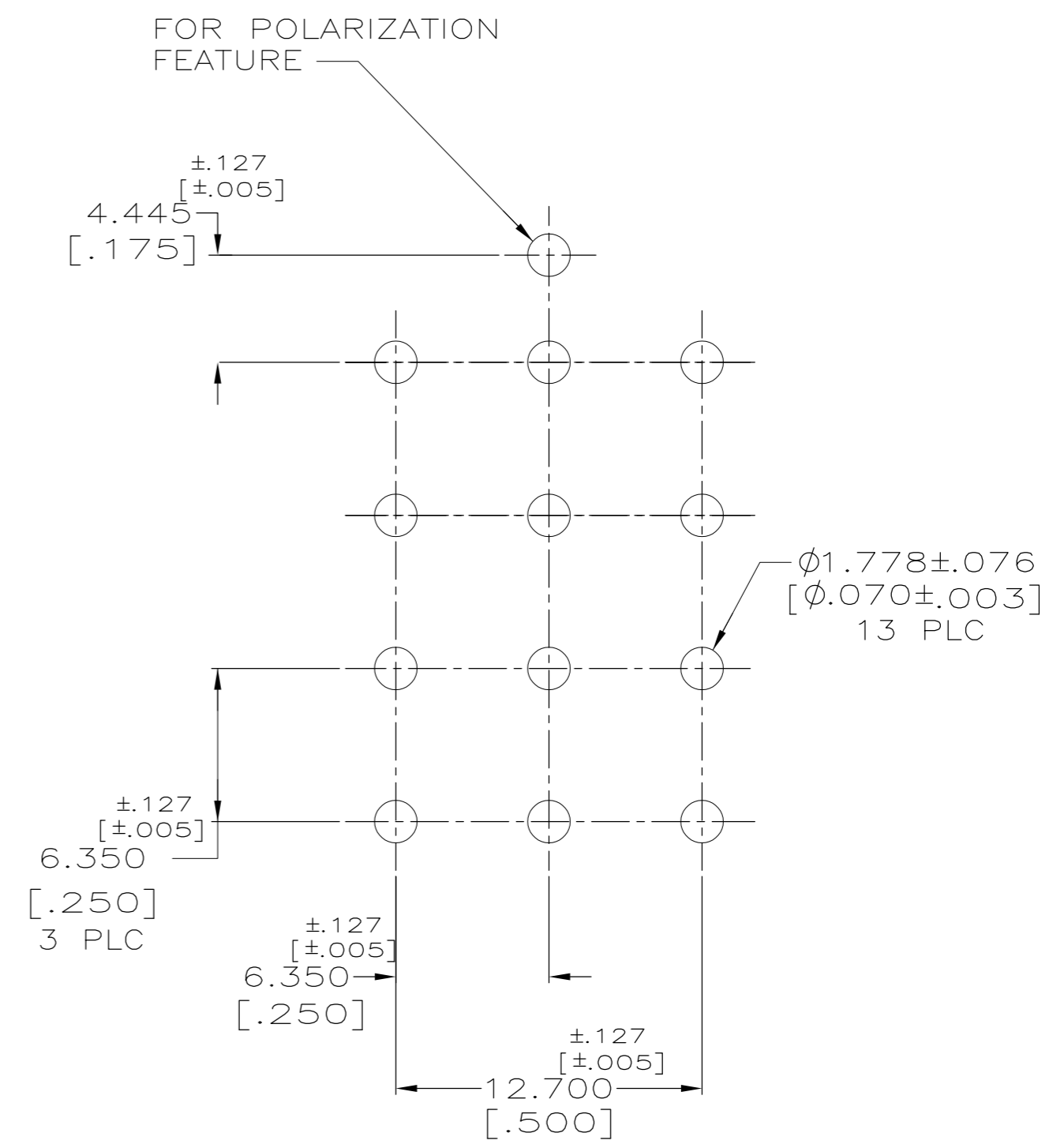
LOC	DIST	REVISIONS			
P	LTR	DESCRIPTION	DATE	DWN	APVD
CH	11	F	REVISED EC 0G3B-0025-00	03FEB2000	SW GS
		F1	REVISED PER ECO-10-000443	13JAN10	KK AEG



HOUSING
 MAT'L; NYLON 94V-0



CONTACT
 MAT'L; COPPER ALLOY
 FINISH; 5µm [200µIN] MIN SILVER
 OVER 1 µm [40 µIN] MIN NICKEL



RECOMMENDED LAYOUT FOR
 1.57 [.062] THICK P.C. BOARD

- MATES WITH MATE-N-LOK II PLUG CONNECTOR USING P/N 193797-1 SOCKET CONTACTS.
- ALL DIMENSIONS ARE REFERENCE ONLY EXCEPT P.C. LAYOUT.

3 OBSOLETE PARTS: OBSOLETE CIS STREAMLINING PER D.RENAUD/D.SINISI

3 OBSOLETE	TUBE	-194014-2
	INDIVIDUAL	194014-1
	PACKAGING	PART NUMBER

<small>THIS DRAWING IS A CONTROLLED DOCUMENT FOR AMP INCORPORATED. IT IS SUBJECT TO CHANGE AND THE CONTROLLING ENGINEERING ORGANIZATION SHOULD BE CONTACTED FOR THE LATEST REVISION.</small>		DWN R. N. POLK 03/NOV/94 CHK - APVD - PRODUCT SPEC - APPLICATION SPEC - WEIGHT - CUSTOMER DRAWING	AMP AMP Incorporated Harrisburg, PA 17105-3608 HIGH CURRENT VERT. PIN HEADER ASSY, MATE-N-LOK 11, 12 CIRCUIT SIZE A2 CAGE CODE 00779 DRAWING NO. C-194014 SCALE - SHEET 1 OF 1 REV F1
DIMENSIONS: mm [in] 	TOLERANCES UNLESS OTHERWISE SPECIFIED: 0 PLC ±- 1 PLC ±- 2 PLC ±- 3 PLC ±- 4 PLC ±- ANGLES ±- FINISH -		