

1-1734328-2 ✓ ACTIVE

TE Internal #: 1-1734328-2

USB Connectors, A/B, 2.0, Mini Profile, Receptacle, 1 Port, Top, Right Angle, Tape & Reel, Flush, Surface Mount, Cable-to-Board, 5000, 5 Position

[View on TE.com >](#)



Connectors > Audio & Video Connectors > USB Connectors



USB Adapter Type: **A/B**

USB Version: **2.0**

Connector Profile: **Mini**

Connector & Housing Type: **Receptacle**

Number of Ports: **1**

Features

Product Type Features

Integral Locking Latch	Without
USB Adapter Type	A/B
USB Version	2.0
Connector & Housing Type	Receptacle
Connector System	Cable-to-Board
Connector & Contact Terminates To	Printed Circuit Board
USB Connector Type	Mini USB 2.0 Type-AB

Configuration Features

Number of Ports	1
Number of Positions	5

Body Features

Offset	0 mm
Shell Plating Material	Nickel
Connector Profile	Mini



Contact Features

Contact Mating Area Plating Material Thickness	.76 μm [29.92 μin]
Contact Mating Area Plating Material	Gold
Contact Current Rating (Max)	1 A

Termination Features

Termination Post & Tail Length	1.15 mm[.045 in]
Termination Method to Printed Circuit Board	Surface Mount

Mechanical Attachment

Locking Feature	Without
PCB Mount Alignment Type	Locating Posts
PCB Mount Location	Top
PCB Connector Seating	Flush
PCB Mount Retention Type	SMT Hold-Down
Connector Mounting Type	Board Mount

Housing Features

Housing Material	PA 9T
Housing Color	Black
Body Orientation	Right Angle
Centerline (Pitch)	.8 mm[.031 in]

Dimensions

PCB Thickness (Recommended)	1.57 mm[.062 in]
-----------------------------	------------------

Usage Conditions

Soldering Temperature (Max)	260 $^{\circ}\text{C}$ [500 $^{\circ}\text{F}$]
Mating Cycles (Max)	5000
Operating Temperature Range	-40 – 85 $^{\circ}\text{C}$ [-40 – 185 $^{\circ}\text{F}$]

Operation/Application

Halogen Free	No
Circuit Application	Power & Signal

Industry Standards

Moisture Sensitivity Level	1
Industry Standard	USB 2.0
UL Flammability Rating	UL 94V-0



Packaging Features

Packaging Quantity	700
Packaging Method	Tape & Reel

Product Compliance


[For compliance documentation, visit the product page on TE.com>](#)

EU RoHS Directive 2011/65/EU	Compliant
EU ELV Directive 2000/53/EC	Compliant
China RoHS 2 Directive MIIT Order No 32, 2016	No Restricted Materials Above Threshold
EU REACH Regulation (EC) No. 1907/2006	Current ECHA Candidate List: JUNE 2023 (235) Candidate List Declared Against: JUNE 2023 (235) Does not contain REACH SVHC
Halogen Content	Not Low Halogen - contains Br or Cl > 900 ppm.
Solder Process Capability	Reflow solder capable to 260°C

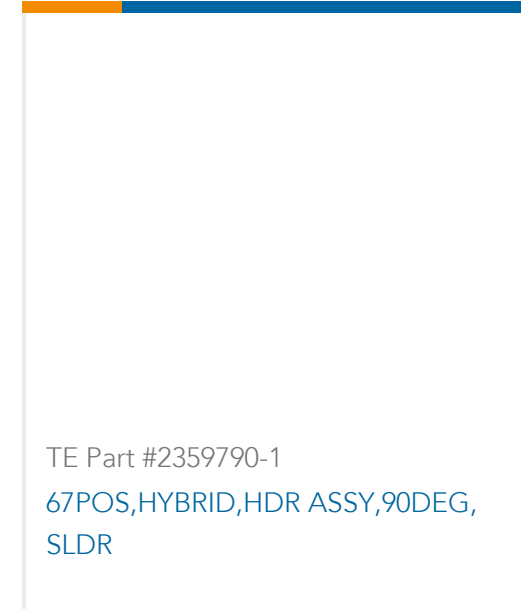
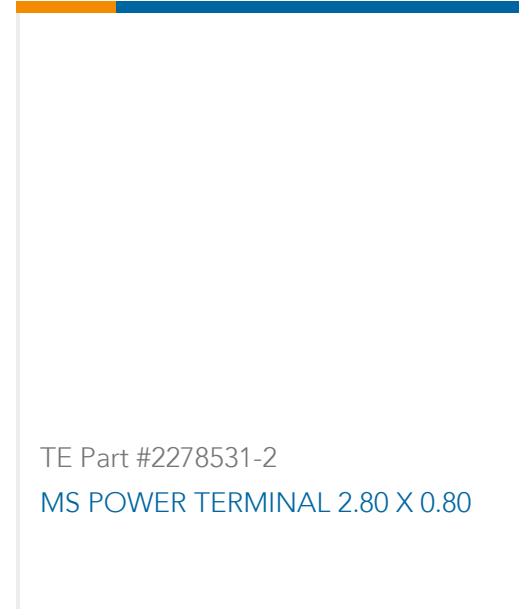
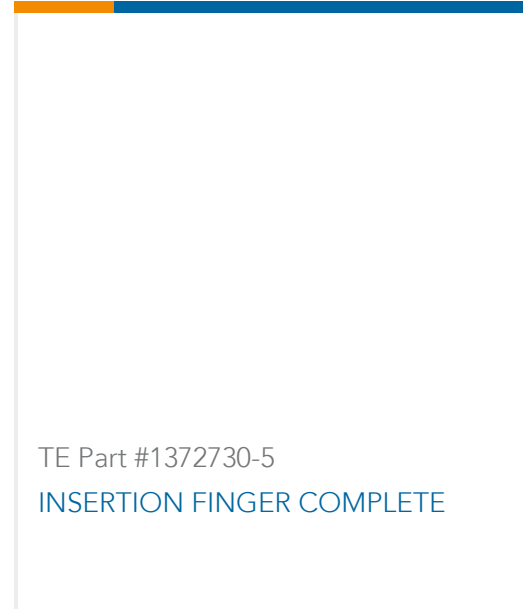
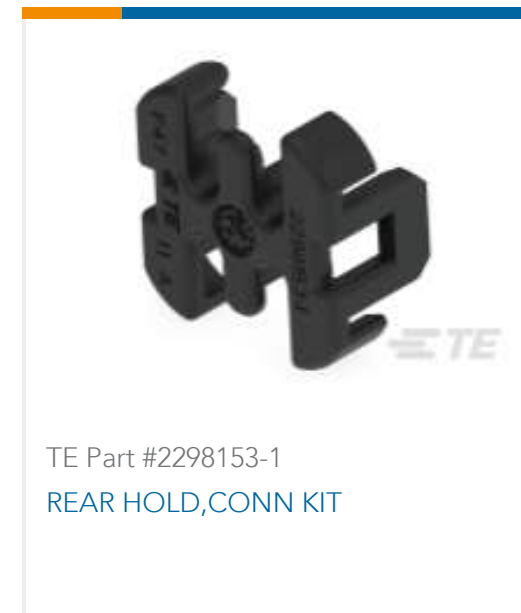
Product Compliance Disclaimer

This information is provided based on reasonable inquiry of our suppliers and represents our current actual knowledge based on the information they provided. This information is subject to change. The part numbers that TE has identified as EU RoHS compliant have a maximum concentration of 0.1% by weight in homogenous materials for lead, hexavalent chromium, mercury, PBB, PBDE, DBP, BBP, DEHP, DIBP, and 0.01% for cadmium, or qualify for an exemption to these limits as defined in the Annexes of Directive 2011/65/EU (RoHS2). Finished electrical and electronic equipment products will be CE marked as required by Directive 2011/65/EU. Components may not be CE marked. Additionally, the part numbers that TE has identified as EU ELV compliant have a maximum concentration of 0.1% by weight in homogenous materials for lead, hexavalent chromium, and mercury, and 0.01% for cadmium, or qualify for an exemption to these limits as defined in the Annexes of Directive 2000/53/EC (ELV). Regarding the REACH Regulation, the information TE provides on SVHC in articles for this part number is based on the latest European Chemicals Agency (ECHA) 'Guidance on requirements for substances in articles' posted at this URL: <https://echa.europa.eu/guidance-documents/guidance-on-reach>

Compatible Parts



Customers Also Bought



Documents

Product Drawings

Mini USB AB R/A,Rcpt,SMT,T&R, 0.6mm

English

CAD Files

Customer View Model

[ENG_CVM_CVM_1-1734328-2_D.2d_dxf.zip](#)

English

3D PDF

3D

Customer View Model

[ENG_CVM_CVM_1-1734328-2_D.3d_igs.zip](#)

English

Customer View Model

[ENG_CVM_CVM_1-1734328-2_D.3d_stp.zip](#)

English

By downloading the CAD file I accept and agree to the [Terms and Conditions](#) of use.

Product Specifications



Product Specification

English