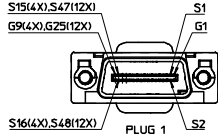
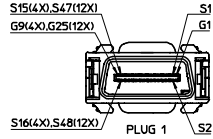


LATCH HARNESS

JACKSCREW HARNESS

WIRING CONFIGURATION

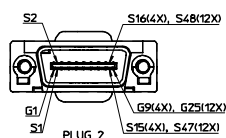
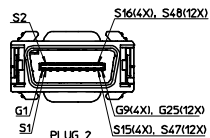
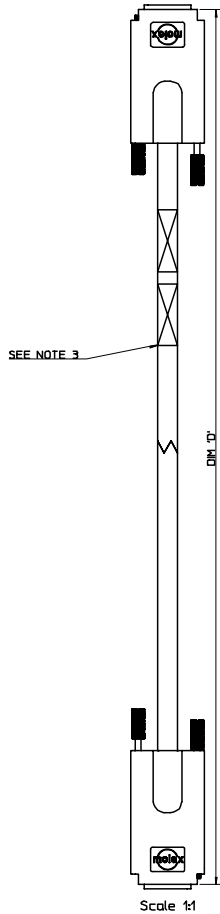
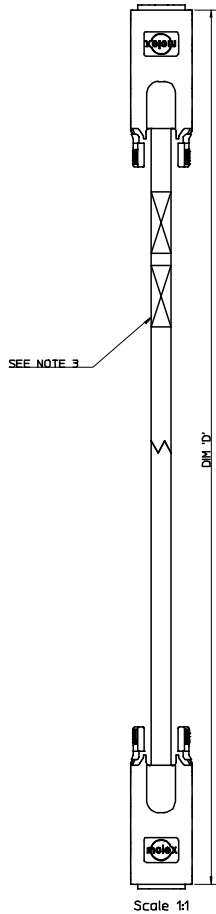


WIRING DIAGRAM 4X-4X	
PLUG 1 PIN NO.	PLUG 2 PIN NO.
G1-G9	G1-G9
S1	S16
S2	S15
S3	S14
S4	S13
S5	S12
S6	S11
S7	S10
S8	S9
S9	S8
S10	S7
S11	S6
S12	S5
S13	S4
S14	S3
S15	S2
S16	S1

WIRING DIAGRAM 12X-12X			
PLUG 1 PIN NO.	PLUG 2 PIN NO.	PLUG 1 PIN NO.	PLUG 2 PIN NO.
G1-G25	G1-G25	G1-G25	G1-G25
S1	S48	S25	S24
S2	S47	S26	S23
S3	S46	S27	S22
S4	S45	S28	S21
S5	S44	S29	S20
S6	S43	S30	S19
S7	S42	S31	S18
S8	S41	S32	S17
S9	S40	S33	S16
S10	S39	S34	S15
S11	S38	S35	S14
S12	S37	S36	S13
S13	S36	S37	S12
S14	S35	S38	S11
S15	S34	S39	S10
S16	S33	S40	S9
S17	S32	S41	S8
S18	S31	S42	S7
S19	S30	S43	S6
S20	S29	S44	S5
S21	S28	S45	S4
S22	S27	S46	S3
S23	S26	S47	S2
S24	S25	S48	S1

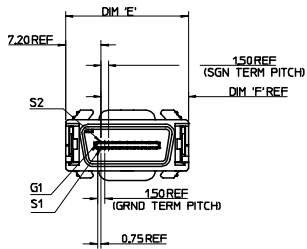
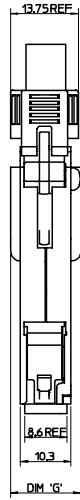
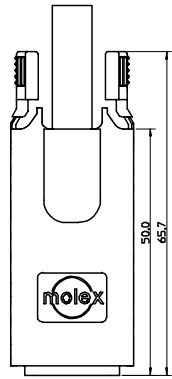
92903 CABLE HARNESS OPTIONS

HARNESS CONFIGURATION	EQUALIZED CABLE	LATCHING OPTION	STANDARD LENGTHS DIM 'D' (NOTES 4 & 5)
<input type="checkbox"/> 4X-4X	<input type="checkbox"/> YES	<input type="checkbox"/> JACKSCREW	<input type="checkbox"/> 1 METRE
<input type="checkbox"/> 12X-12X	<input type="checkbox"/> NO	<input type="checkbox"/> LATCH	<input type="checkbox"/> 2 METRES
			<input type="checkbox"/> 3 METRES
			<input type="checkbox"/> 4 METRES
			<input type="checkbox"/> 5 METRES
			<input type="checkbox"/> 7 METRES
			<input type="checkbox"/> 10 METRES
			<input type="checkbox"/> 12 METRES
			<input type="checkbox"/> 15 METRES
			<input type="checkbox"/> 17 METRES
			<input type="checkbox"/> OTHER (SPECIFY)

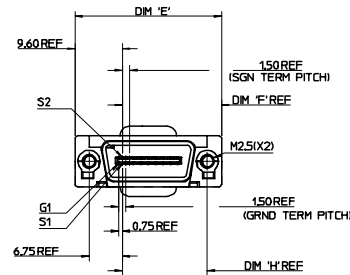
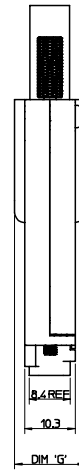
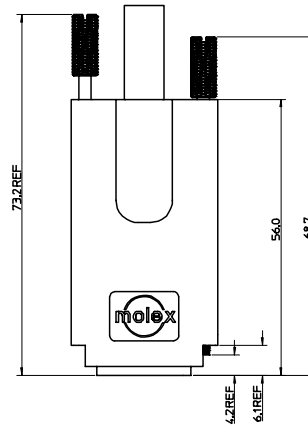


- NOTES:
- PRODUCT SPECIFICATION: PS-91525-001
 - CABLE SPECIFICATION: AS PER SUPPLIER SPECIFICATION / AMPHENOL SPECTRA-STRIP.
 - LABEL DETAILS - PART NUMBER, BAR CODE, LENGTH (M), DATE (DD/MM/YY), COUNTRY OF ORIGIN
 - STANDARD LENGTHS DETAILED.
SPECIFY REQUIRED LENGTH IF NOT LISTED (MIN LENGTH: 0.5 METRES).
 - APPLICABLE TOLERANCES FOR CABLE LENGTH (DIM 'D'):
< 1m : ±40mm
> 1m : ±30mm + 10mm/METRE
 - RECOMMENDED MINIMUM CABLE BEND RADIUS IS FIVE TIMES THE CABLE DIAMETER.
 - FOR P/N ASSIGNMENT FILL IN THE TABLE ABOVE AND CONTACT YOUR LOCAL SALES OFFICE.
 - FOR LANYARD LATCHING OPTION REFER TO SD-92908-001.

ADDED LABEL DETAILS ECC NO: E2003-0451 G DRW: DMALSH 2005/02/16 CHK: CKREHR 2005/02/16 APPR: JWALLACE 2005/02/17	QUALITY SYMBOLS ▽=0 ▽=0	GENERAL TOLERANCES (UNLESS SPECIFIED) <table border="1"> <tr><th></th><th>mm</th><th>INCH</th></tr> <tr><td>4 PLACES ±</td><td>---</td><td>---</td></tr> <tr><td>3 PLACES ±</td><td>---</td><td>---</td></tr> <tr><td>2 PLACES ±</td><td>0.10</td><td>---</td></tr> <tr><td>1 PLACE ±</td><td>0.2</td><td>---</td></tr> </table> ANGULAR ± 2 °		mm	INCH	4 PLACES ±	---	---	3 PLACES ±	---	---	2 PLACES ±	0.10	---	1 PLACE ±	0.2	---	DIMENSION STYLE MM ONLY DRAWN BY DATE BRITTLE 2002.02.04 CHECKED BY DATE JWALLACE 2002.02.04 APPROVED BY DATE MWILHITE 2002.02.04	SCALE 2:1 DESIGN UNITS METRIC THIRD ANGLE PROJECTION
		mm	INCH																
	4 PLACES ±	---	---																
	3 PLACES ±	---	---																
2 PLACES ±	0.10	---																	
1 PLACE ±	0.2	---																	
DRAFT WHERE APPLICABLE MUST REMAIN WITHIN DIMENSIONS			MATERIAL NO. SEE CHART SIZE A1	DOCUMENT NO. SD-92903-001 SHEET NO. 1 OF 2															
THIS DRAWING CONTAINS INFORMATION THAT IS PROPRIETARY TO MOLEX INCORPORATED AND SHOULD NOT BE USED WITHOUT WRITTEN PERMISSION																			
MOLEX INCORPORATED LANELINK M CONN CBL HARNESS 4X-4X AND 12X-12X																			



LANELINK PLUG
LATCH OPTION



LANELINK PLUG
JACKSCREW OPTION

LATCHING MECHANISM	LATCH		JACKSCREW	
HARNESS CONFIGURATION	4X-4X	12X-12X	4X-4X	12X-12X
DIM 'E'	24.90	48.90	29.70	53.70
DIM 'F'	17.70	41.70	20.10	44.10
DIM 'G'	14.3	14.3	14.3	16.0
DIM 'H'	N/A	N/A	17.25	41.25

NOTES:

- SPECIFIED DIMENSIONS APPLY TO ALL SGN WIRE AWG AND CABLE TERMINATION OPTIONS POSSIBLE UNDER THE DETAILED LATCHING MECHANISM AND HARNESS CONFIGURATION.

SEE SHEET 1 IEC NO. E2003-0451 G: DRW:DMALSH CHK:CK:PREHTR APPR: JMWALLACE DATE: 2005/02/17	QUALITY SYMBOLS ▽=0 ▽=0	GENERAL TOLERANCES (UNLESS SPECIFIED) <table border="1"> <tr> <th></th> <th>MM</th> <th>INCH</th> </tr> <tr> <td>4 PLACES</td> <td>±0.10</td> <td>±0.004</td> </tr> <tr> <td>3 PLACES</td> <td>±0.15</td> <td>±0.005</td> </tr> <tr> <td>2 PLACES</td> <td>±0.20</td> <td>±0.008</td> </tr> <tr> <td>1 PLACE</td> <td>±0.25</td> <td>±0.010</td> </tr> </table>		MM	INCH	4 PLACES	±0.10	±0.004	3 PLACES	±0.15	±0.005	2 PLACES	±0.20	±0.008	1 PLACE	±0.25	±0.010	DIMENSION STYLE MM ONLY	SCALE 2:1	DESIGN UNITS METRIC	THIRD ANGLE PROJECTION
		MM	INCH																		
	4 PLACES	±0.10	±0.004																		
	3 PLACES	±0.15	±0.005																		
2 PLACES	±0.20	±0.008																			
1 PLACE	±0.25	±0.010																			
		DRAWN BY BRUTTLE	DATE 2002.02.04	TITLE LANELINK M CONN CBL HARNESS 4X-4X AND 12X-12X																	
		CHECKED BY JMWALLACE	DATE 2002.02.04	APPROVED BY MWILHITE																	
		APPROVED BY MWILHITE	DATE 2002.02.04	MATERIAL NO. SEE SHEET 1	DOCUMENT NO. SD-92903-001	SHEET NO. 2 OF 2															

DRAFT WHERE APPLICABLE MUST REMAIN WITHIN DIMENSIONS

THIS DRAWING CONTAINS INFORMATION THAT IS PROPRIETARY TO MOLEX INCORPORATED AND SHOULD NOT BE USED WITHOUT WRITTEN PERMISSION