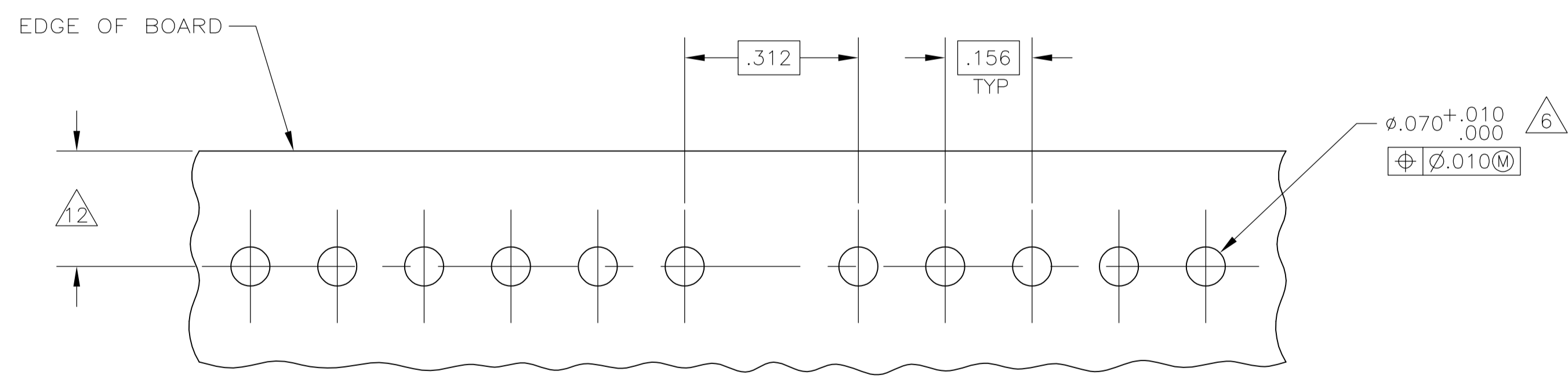
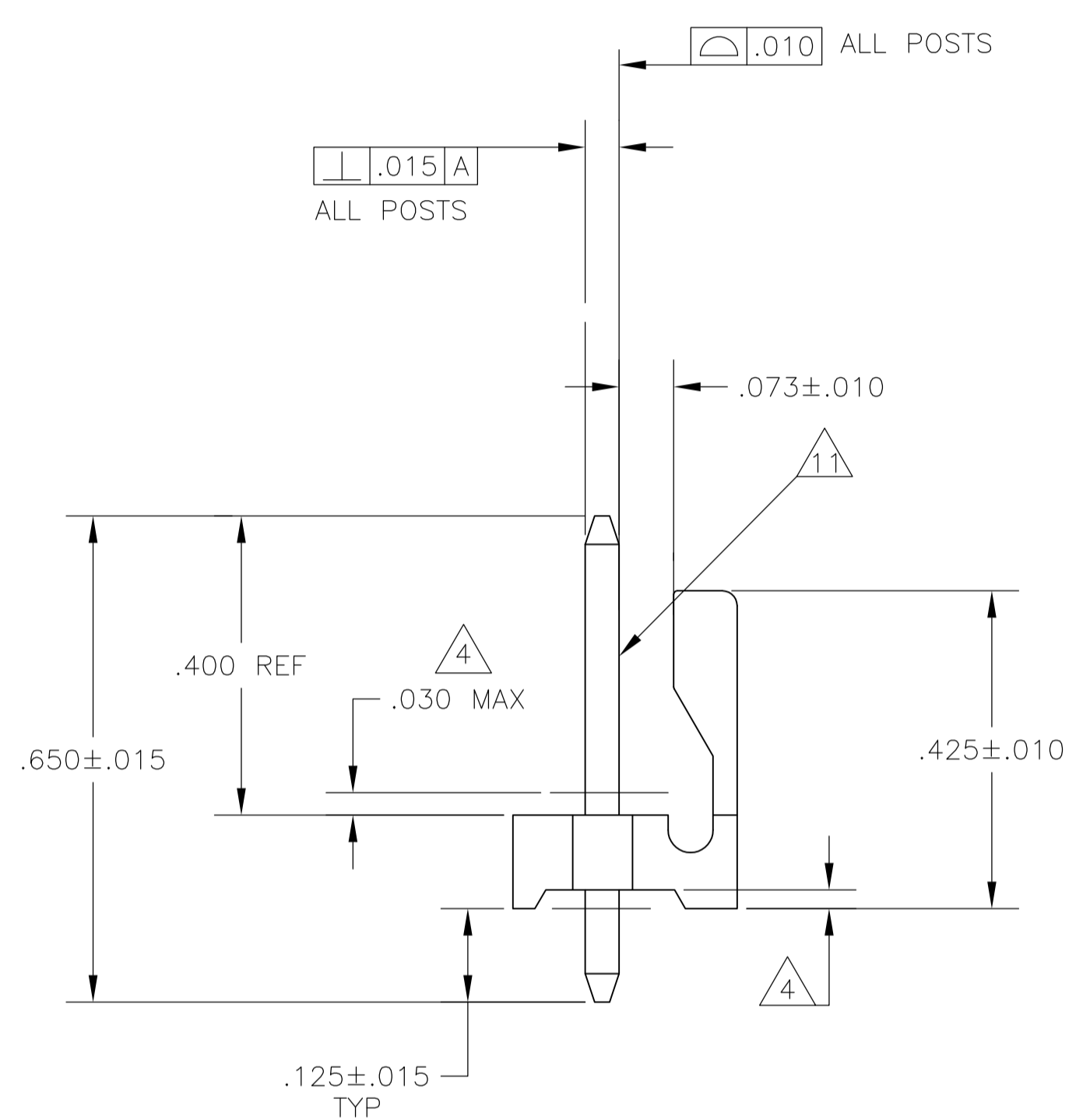
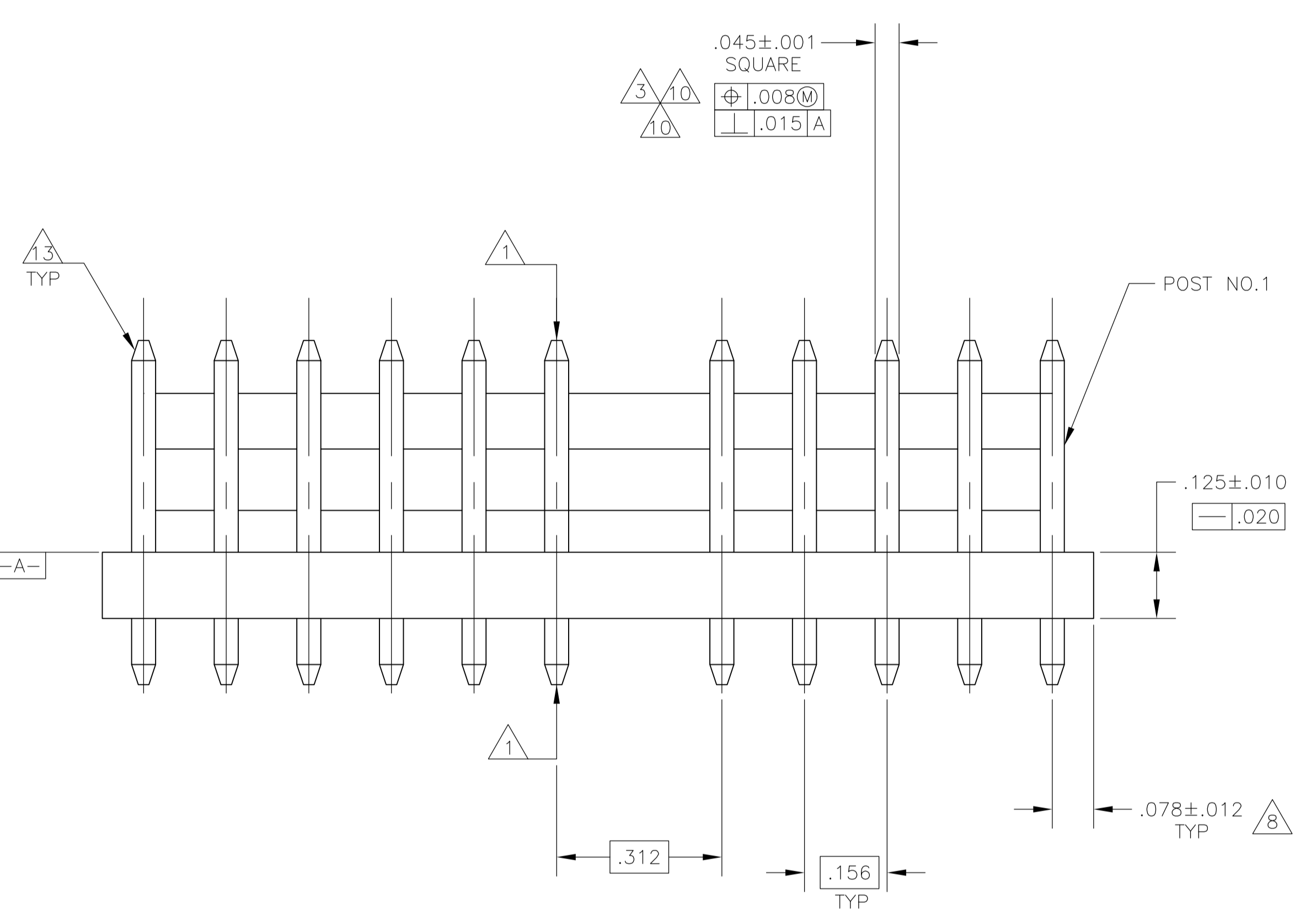
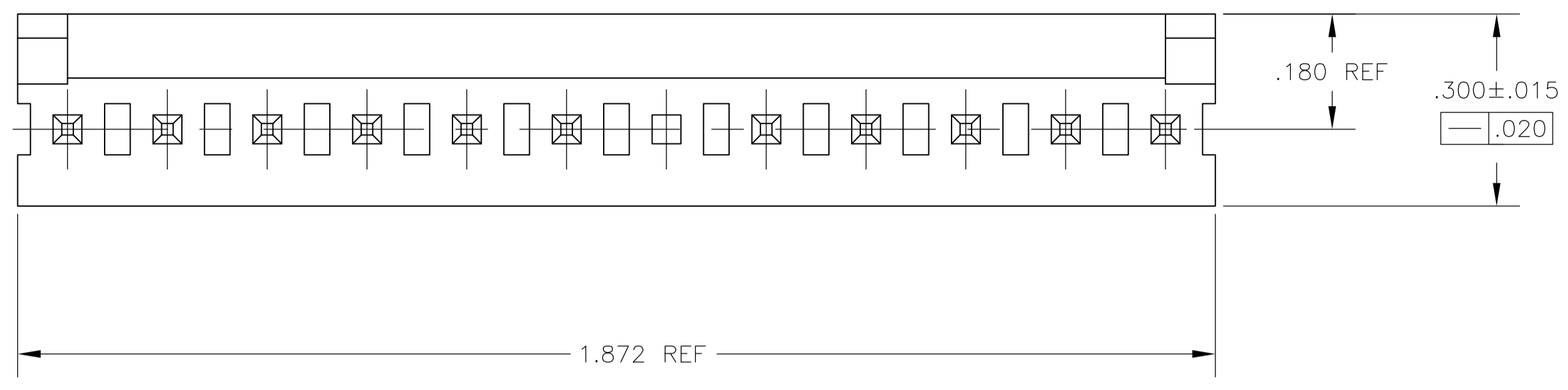


LOC	DIST	REVISIONS					
CM	54	P	LTR	DESCRIPTION	DATE	DWN	APVD
		AB		REVISED PER ECO-12-016930	05OCT12	KH	SM



RECOMMENDED MOUNTING HOLE PATTERN FOR .063 THICK P.C. BOARD

.065	1.65	1.872	47.55
.063	1.60	.700	17.78
.060	1.52	.450	11.43
.045	1.14	.425	10.80
.030	0.76	.312	7.92
.019	0.48	.300	7.62
.015	0.38	.180	4.57
.012	0.30	.175	4.45
.010	0.25	.156	3.96
.008	0.20	.125	3.18
.005	0.13	.078	1.98
.003	0.08	.073	1.85
.001	0.03	.070	1.78
IN	MM	IN	MM

CONVERSION TABLE

- 1 POST TO WITHSTAND 13 NEWTONS (3LBS.) MIN. AXIAL FORCE IN BOTH DIRECTIONS SHOWN WITHOUT DISLODGING.
- 2 TOLERANCES APPLY TO SOLDER SIDE OF BOARD.
- 3 MEASURED AT SURFACE -A-
- 4 PLASTIC FLASH PERMITTED IN THIS AREA.
- 5 PARTS COMPLY WITH AMP SOLDERABILITY SPEC. NO. 109-11-2.
- 6 ONE HOLE MAY BE UNDERSIZED (.065/.060 DIA.) FOR ASSEMBLY RETENTION DURING WAVE SOLDERING.
- 7 MATERIAL: HEADER-THERMOPLASTIC POLYESTER  
CLASS-FILLED 94V-0(NATURAL)  
POST-COPPER ALLOY (TIN PLATED)
- 8 COORDINATE DIMENSION APPLIES FROM CENTER OF ACTUAL FEATURE.
- 9 PLASTIC BURRS CAUSED BY CUT-OFF TOOLING ARE PERMITTED WITHIN THE MAXIMUM TOLERANCE ENVELOPE.
- 10 POST TO BE MEASURED WHEN STRIP IS HELD FLAT.
- 11 POST MUST WITHSTAND TWO 90° BENDS AGAINST EXTRUSION WITHOUT BREAKING.
- 12 DIMENSION SHOULD BE .175 MIN WHEN MATING WITH A MTA 156 CONNECTOR ASSEMBLY OR A SL-156 CONNECTOR ASSEMBLY.
- 13 PIN BURR OF .005 MAX. VERTICAL AND .003 MAX. HORIZONTAL PERMITTED AT POST TIPS ON BOTH ENDS.

	11	1-641876-7
	5,9	1-641876-6
PRELIMINARY	2,4,6,9,11	1-641876-5
PRELIMINARY	5,7,9	1-641876-4
	2,4,6,8,11	1-641876-3
	1	1-641876-2
	4,7,8	1-641876-1
	7	1-641876-0
	6	641876-9
	3	641876-6
	4	641876-3
POST NUMBER OMITTED		PART NUMBER

641876-9 SHOWN

THIS DRAWING IS A CONTROLLED DOCUMENT.

DIMENSIONS: INCHES	TOLERANCES UNLESS OTHERWISE SPECIFIED:	0 PLC ± -	1 PLC ± -	2 PLC ± -	3 PLC ± .005	4 PLC ± -	ANGLES ± -
		± -	± -	± -	± .005	± -	± -

APPROVED	BY	DATE	DESCRIPTION

SIZE	CAGE CODE	DRAWING NO	RESTRICTED TO
A1		00779	

WEIGHT			

CUSTOMER DRAWING     SCALE 5:1     SHEET 1 OF 1     REV AB