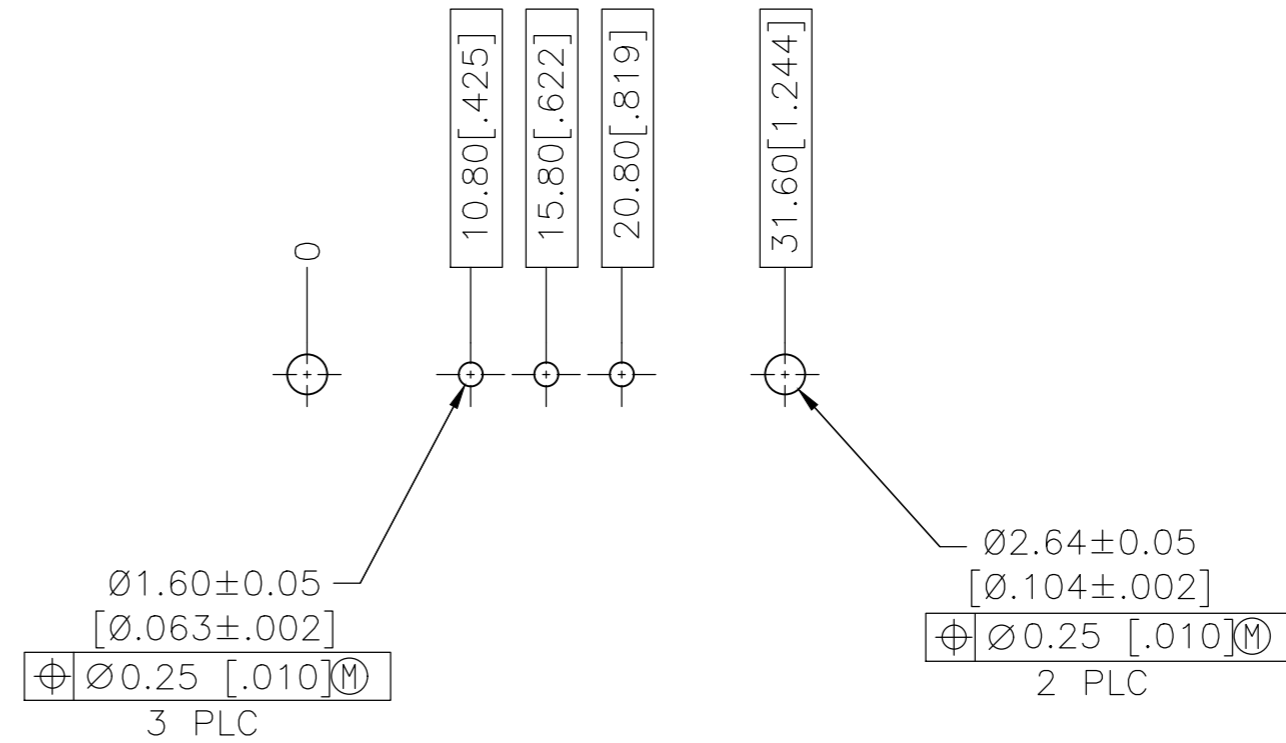
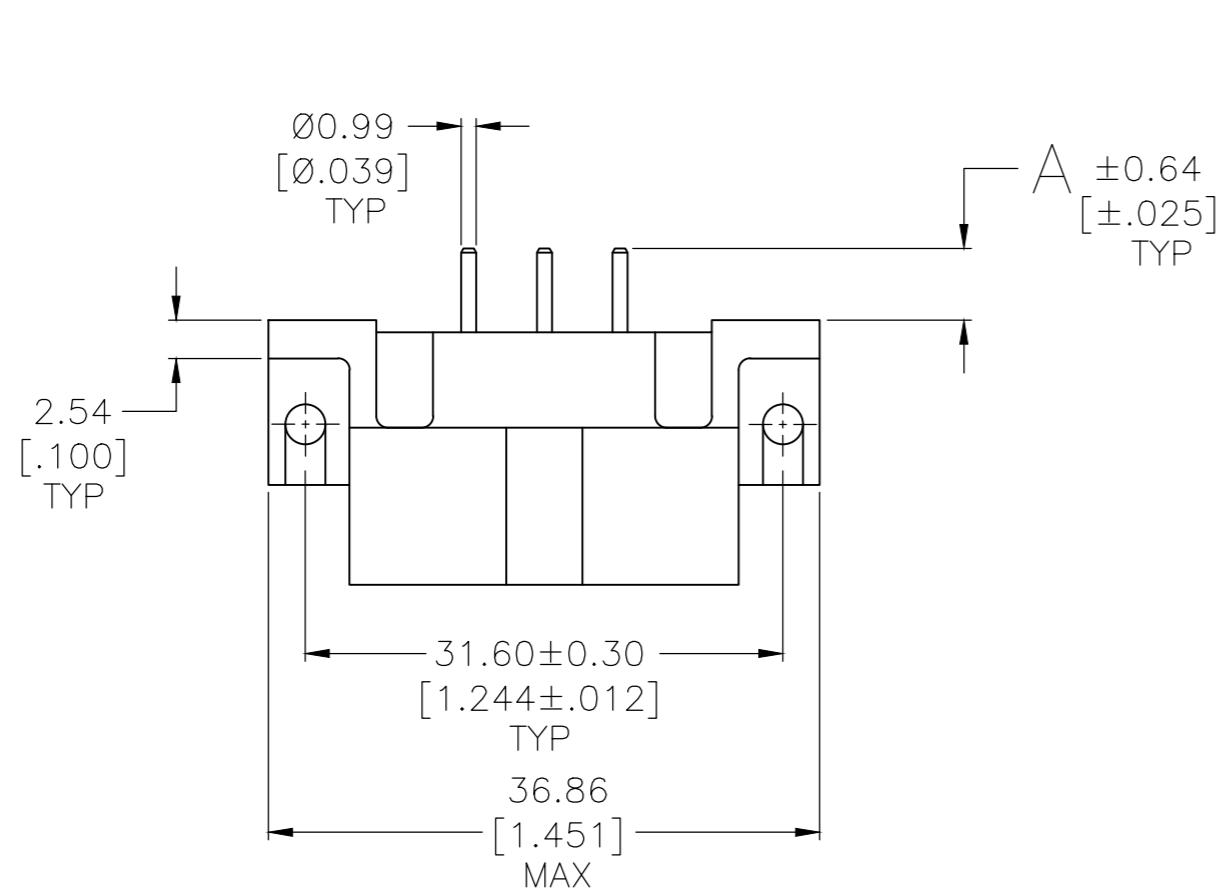
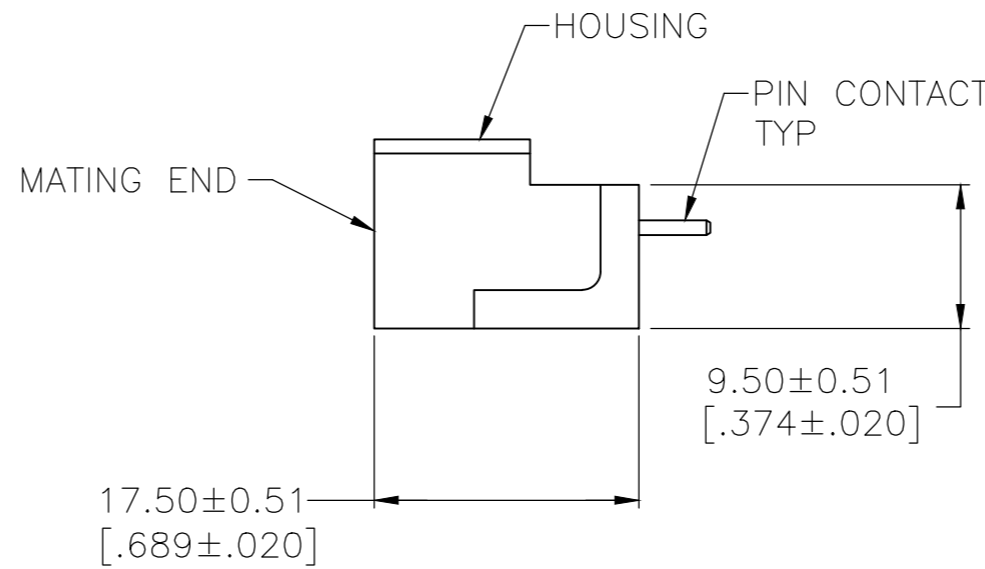
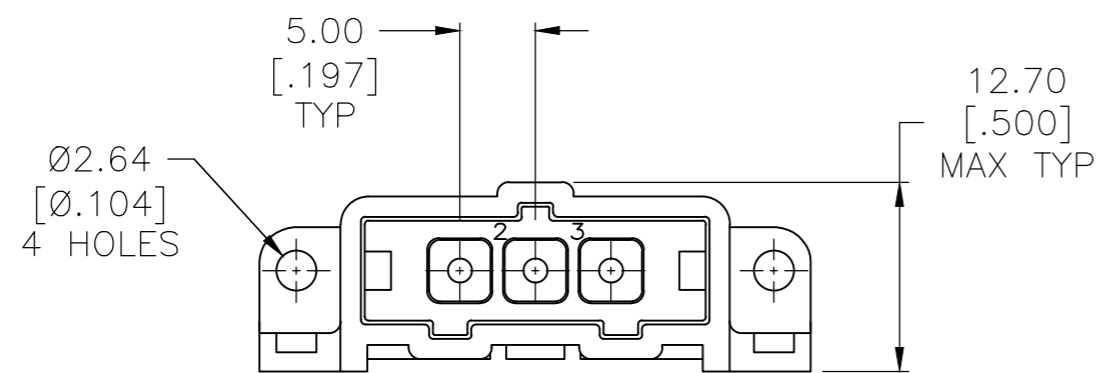


THIS DRAWING IS UNPUBLISHED. RELEASED FOR PUBLICATION
 © COPYRIGHT - By - ALL RIGHTS RESERVED.

REVISIONS					
P	LTR	DESCRIPTION	DATE	DWN	APVD
N		REVISED PER ECO-17-011181	04AUG2017	RS	MZ
P		REVISED PER ECO-18-000443	11JAN2018	RS	MZ
R		REVISED PER ECO-20-001562	04FEB2020	SG	MZ



RECOMMENDED PC BOARD LAYOUT



- 1 HOUSING MATERIAL: PA66, BLACK, UL 94 V-0 RATED
- 2 BRASS PER ASTM B36.
- 3 3.81µm [.000150] MIN TIN-LEAD OVER 2.54µm [.000100] MIN COPPER OR 1.27µm [.000050] MIN NICKEL.
- 4 0.76µm [.000030] MIN GOLD FOR A LENGTH OF 5.08 [.200] MIN FROM MATING END 3.81µm [.000150] MIN TIN-LEAD FOR A LENGTH OF 5.36 [.211] MIN FROM OPPOSITE END, BOTH OVER 1.27µm [.000050] MIN NICKEL.
- 5 .000150 MIN TIN OVER .000100 MIN CU, OR .000050 MIN NICKEL.
- 6 0.76µm [.000030] MIN GOLD FOR A LENGTH OF 5.08 [.200] MIN FROM MATING END 3.81µm [.000150] MIN TIN FOR A LENGTH OF 5.36 [.211] MIN FROM OPPOSITE END, BOTH OVER 1.27µm [.000050] MIN NICKEL.
- 7 PRELIMINARY PART NUMBER.
- 8 OBSOLETE PARTS: OBSOLETE CIS STREAMLINING PER D.RENAUD/D.SINISI.

8	OBSOLETE	3.50 [.137]	6	1-207365-0
	OBSOLETE	7.52 [.296]	6	-207365-9
		4.72 [.186]	6	207365-8
		4.72 [.186]	5	207365-7
	OBSOLETE	7.52 [.296]	4	-207365-6
	OBSOLETE	4.72 [.186]	4	207365-3
	OBSOLETE	4.72 [.186]	3	207365-1
		A	FINISH	PART NUMBER

THIS DRAWING IS A CONTROLLED DOCUMENT.		DWN L.SIPE 07/20/92	STE TE Connectivity Ltd.	
DIMENSIONS: mm [INCHES]		CHK R.STONE 7-24-92		
TOLERANCES UNLESS OTHERWISE SPECIFIED:		APVD A.TRAVIS 7-24-92	NAME	
0 PLC ± -		PRODUCT SPEC	PIN HEADER ASSEMBLY, 3 POSN, IN-LINE, SMALL METRIC CONNECTOR, METRIMATE	
1 PLC ± -		APPLICATION SPEC	SIZE A2	CAGE CODE 00779
2 PLC ± 0.25 [.010]		WEIGHT -	DRAWING NO C=207365	RESTRICTED TO -
3 PLC ± -		CUSTOMER DRAWING	SCALE 2:1	SHEET 1 OF 1
4 PLC ± -			REV R	
ANGLES ± -				
MATERIAL HOUSING: 1 CONTACTS: 2		FINISH CONTACTS: SEE TABLE		