

DO NOT SCALE FROM THIS PRINT

DESIGNED & DIMENSIONED IN MILLIMETERS [INCHES]

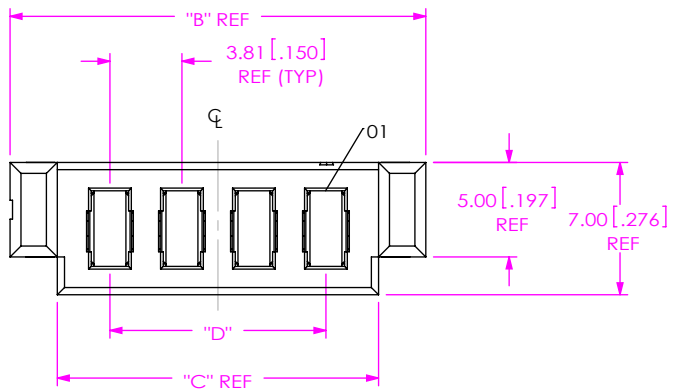
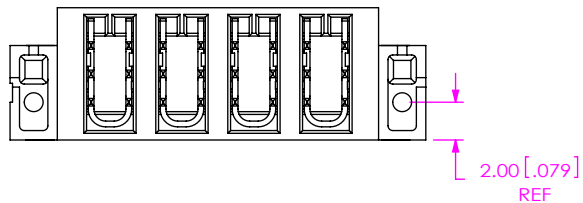
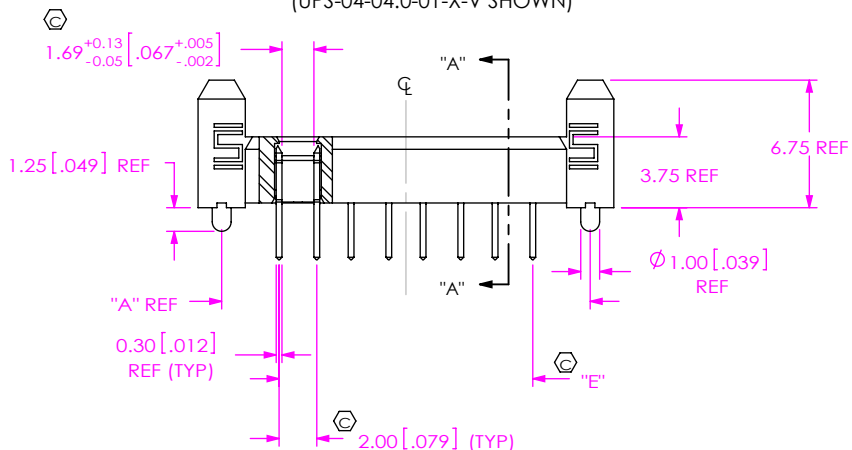


FIG 1 (UPS-04-04.0-01-X-V SHOWN)



UPS-XX-XX.X-XX-X-XX-XX-XX

- No. OF POSITIONS  
 -02: 2 POSITIONS  
 -04: 4 POSITIONS  
 -06: 6 POSITIONS  
 -08: 8 POSITIONS

- PACKAGING  
 BLANK: TUBES (SEE NOTE 6 & 8)  
 -TR: TAPE & REEL (SEE NOTES 8 & 9)  
 -FR: FULL REEL QTY TAPE & REEL (SEE NOTES 8 & 9)

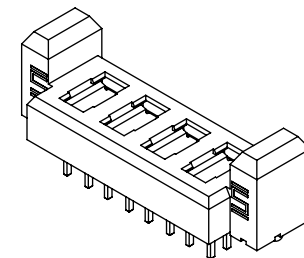
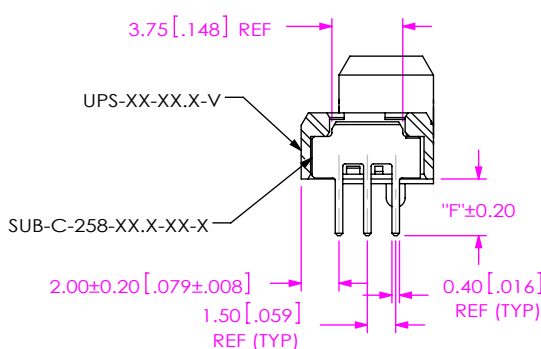
- HEIGHT  
 -04.0: (USE SUB-C-258-04.0-XX-X) (SEE FIG. 1)  
 -07.0: (USE SUB-C-258-07.0-XX-X) (SEE FIG. 2)

- OPTION  
 -LC: LOCKING CLIP (ONLY AVAILABLE WITH -V)

- TAIL LENGTH  
 -01: FOR 1.57 [0.062] THICK PCB (SEE FIG. 1) (USE SUB-C-258-XX.XX-01-X)  
 -02: FOR 2.36 [0.093] THICK PCB (SEE FIG. 2) (USE SUB-C-258-XX.XX-02-X)  
 -03: PRESS-FIT FOR 1.57 [0.062] THICK PCB AND UP (USE SUB-C-341-XX.X-X) (SEE FIG. 3) (ONLY AVAILABLE WITH -PV) (SEE NOTE 7)

- TAIL OPTION  
 -V: VERTICAL  
 -PV: PRESS-FIT VERTICAL (ONLY AVAILABLE ON -03 TAIL LENGTH)

- PLATING  
 -L: 10 μm SELECTIVE GOLD IN CONTACT AREA, MATTE TIN ON TAIL  
 -T: MATTE TIN CONTACT AND TAIL (ONLY AVAILABLE WITH -PV)



SECTION "A"- "A"

NOTES:

- ⊕ REPRESENTS A CRITICAL DIMENSION.
- NOTE DELETED.
- MINIMUM PUSHOUT FORCE: 4.45N [1.0 LB].
- MAXIMUM BOW: 0.15 [0.006].
- MINIMUM -LC PULL OUT FORCE: 2.23 N [0.5 LB]
- TUBES ARE STANDARD PACKAGING.
- APPLICATION TOOLING REQUIRED FOR PV TAIL LENGTH. CONTACT IPG. FLAT BAR TOOLING FOR THE UPPER TOOL MAY BE USED. REFERENCE DIMENSION "C" MINUS 1.25MM FOR LENGTH, 7.00MM FOR WIDTH, AND 3.5MM FOR HEIGHT.
- ORDERS WILL BE PACKAGED ACCORDING TO THE SAMTEC PACKAGING EFFICIENCY STANDARDS (SPES) FOUND ON WWW.SAMTEC.COM.
- ATTACH LABEL TO EACH REEL.

TABLE 2

TAIL LENGTH	"F"
-01	3.00 [1.118]
-02	3.75 [1.148]
-03	2.39 [1.094]

TABLE 1

PART NUMBER	"A"	"B"	"C"	"D"	"E"
UPS-02-XX.X-XX-X-XX-XX	11.88 [.468]	14.38 [.566]	9.38 [.369]	3.81 [.150]	5.82 [.229]
UPS-04-XX.X-XX-X-XX-XX	19.50 [.768]	22.00 [.866]	17.00 [.669]	11.43 [.450]	13.44 [.529]
UPS-06-XX.X-XX-X-XX-XX	27.12 [1.068]	29.62 [1.166]	24.62 [.969]	19.05 [.750]	21.06 [.829]
UPS-08-XX.X-XX-X-XX-XX	34.74 [1.368]	37.24 [1.466]	32.24 [1.269]	26.67 [1.050]	28.68 [1.129]

UNLESS OTHERWISE SPECIFIED, DIMENSIONS ARE IN MILLIMETERS. TOLERANCES ARE:  
 DECIMALS ANGLES  
 X.X: ±0.3 [0.1]  
 X.XX: ±0.13 [0.05]  
 X.XXX: ±0.051 [0.020]

PROPRIETARY NOTE  
 THIS DOCUMENT CONTAINS CONFIDENTIAL AND PROPRIETARY INFORMATION AND ALL DESIGN, MANUFACTURING, REPRODUCTION, USE, PATENT RIGHTS AND SALES RIGHTS ARE EXPRESSLY RESERVED BY SAMTEC, INC. THIS DOCUMENT SHALL NOT BE DISCLOSED, IN WHOLE OR PART, TO ANY UNAUTHORIZED PERSON OR ENTITY NOR REPRODUCED, TRANSFERRED OR INCORPORATED IN ANY OTHER PROJECT IN ANY MANNER WITHOUT THE EXPRESS WRITTEN CONSENT OF SAMTEC, INC.



520 PARK EAST BLVD, NEW ALBANY, IN 47150  
 PHONE: 812-944-6733 FAX: 812-948-5047  
 e-Mail: info@SAMTEC.com code: 55322

MATERIAL: DO NOT SCALE DRAWING  
 INSULATOR: LCP, COLOR: BLACK  
 CONTACT: BeCu  
 LOCKING CLIP: PHOS BRONZE

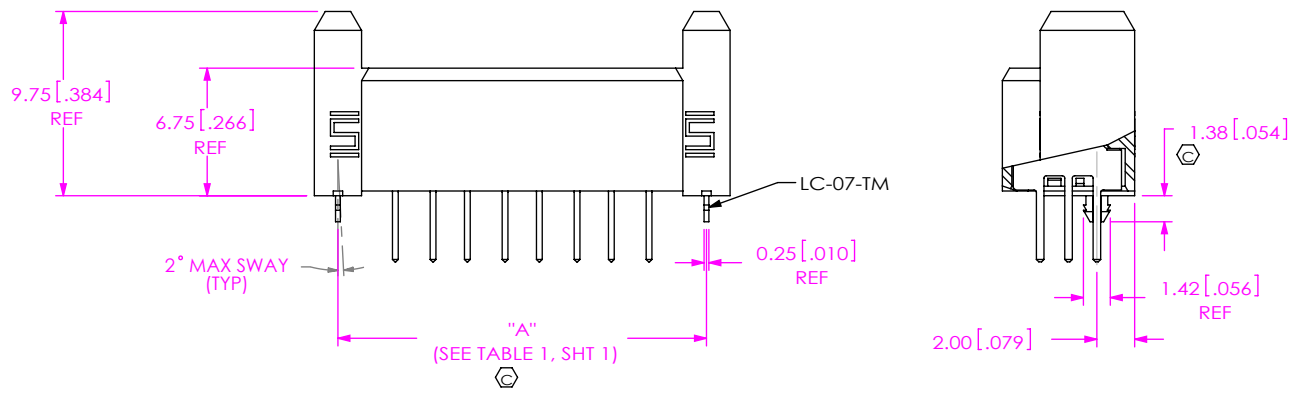
SHEET SCALE: 2:5:1

DESCRIPTION: UPS-V, ASSEMBLY

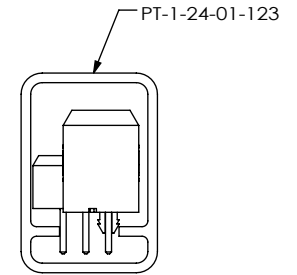
DWG. NO. UPS-XX-XX.X-XX-X-XX-XX-XX

BY: B RAY 07-12-2010 SHEET 1 OF 2

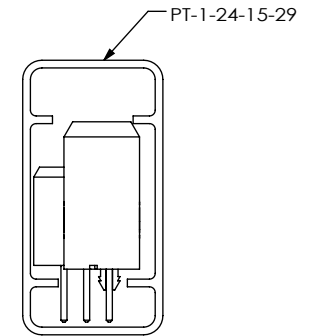
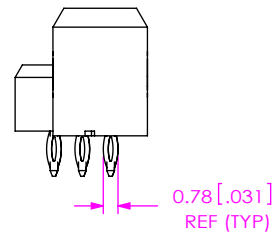
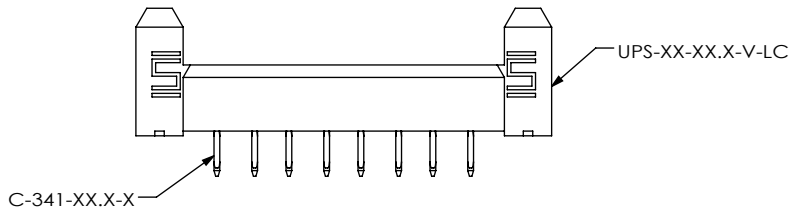
**FIG 2**  
(UPS-04-07.0-02-X-V-LC SHOWN)  
(SAME AS FIG. 1 EXCEPT AS SHOWN)



**PACKAGING VIEW**  
(ASSEMBLIES TO HAVE POSITION #1 LOADED IN THE SAME DIRECTION AS ARROW ON TUBE)



**FIG 3**  
(UPS-04-04.0-03-X-PV SHOWN)  
(SAME AS FIG. 1 EXCEPT AS SHOWN)



PACKAGING TABLE		
HEIGHT	PACKAGING TUBE	PLUG
-04	PT-1-24-01-123	TP-07
-07	PT-1-24-15-29	TP-07

PLATING	POWER PIN CONTACT AREA	POWER PIN TAIL
-L	LIGHT GOLD	MATTE TIN
-T	MATTE TIN	MATTE TIN

**PROPRIETARY NOTE**  
THIS DOCUMENT CONTAINS CONFIDENTIAL AND PROPRIETARY INFORMATION AND ALL DESIGN, MANUFACTURING, REPRODUCTION, USE, PATENT RIGHTS AND SALES RIGHTS ARE EXPRESSLY RESERVED BY SAMTEC, INC. THIS DOCUMENT SHALL NOT BE DISCLOSED, IN WHOLE OR PART, TO ANY UNAUTHORIZED PERSON OR ENTITY NOR REPRODUCED, TRANSFERRED OR INCORPORATED IN ANY OTHER PROJECT IN ANY MANNER WITHOUT THE EXPRESS WRITTEN CONSENT OF SAMTEC, INC.

DO NOT SCALE DRAWING

SHEET SCALE: 3:1



520 PARK EAST BLVD, NEW ALBANY, IN 47150  
PHONE: 812-944-6733 FAX: 812-948-5047  
e-Mail: info@SAMTEC.com code: 55322

DESCRIPTION: UPS-V, ASSEMBLY

DWG. NO. UPS-XX-XX.X-XX-X-XX-XX-XX

BY: B RAY 07-12-2010 SHEET 2 OF 2