


15-20W Wireless Charging Receiver Coil



AWCCA-RX514012-F003



51.0 x 40.0 x 1.20mm
RoHS/RoHS II Compliant
MSL = 1

Features

- Ideal for 15-20W applications
- Dimensions: 51.0 x 40.0 x 1.2mm
- Compact and very thin design
- High permeability shielding to protect sensitive electronics
- Very high-power density
- Low DCR

Applications

- Batteries and battery chargers
- Charging accessories and fast chargers
- Portable electronics
- Roamable electronics
- Drones and robotics
- IoT and industrial IoT
- Power tools
- AR / VR
- Wearables

Maximum Ratings

Item	Value
Operating Temperature Range	T = -25°C ~ 85°C, RH 65±20%
Storage Temperature Range	T = -40°C~85°C, RH 65±20%

Electrical Specifications

Part Number	Inductance	DC Resistance	Q
AWCCA-RX514012-F003	8.5µH±10%	160mΩ Max	25 Typ
Test Condition	100KHz / 1V	100KHz / 1V	125KHz/1V
Test Environment	Temperature: 20±10°C, RH: 65% ±20%. Equipment: LCZ METER 1062B, LCZ METER 502		

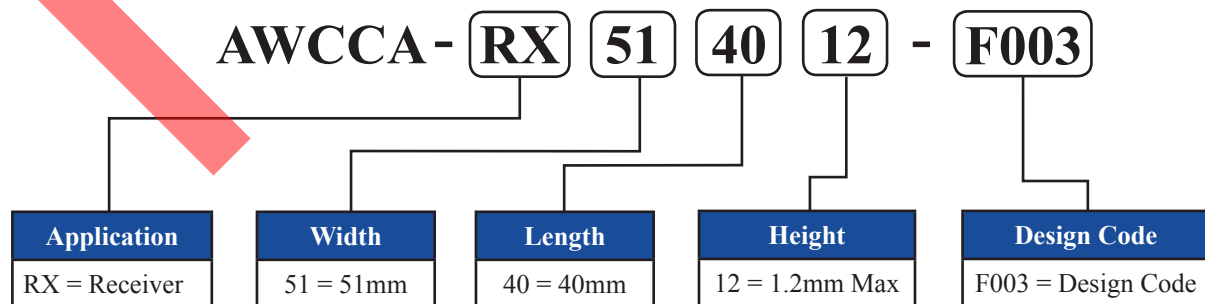
Test Conditions

Ambient Temperature: 20±15°C, RH: 65% ±20%.

If any doubt on the results, measurements/tests should be made within the following limits:

Ambient Temperature: 25±5°C, RH: 75%±10%

Part Identification



15-20W Wireless Charging Receiver Coil




AWCCA-RX514012-F003

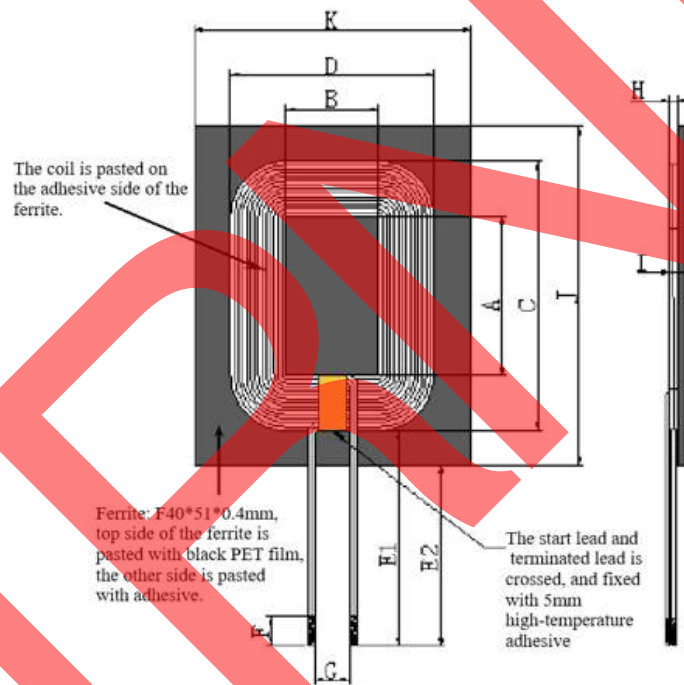


51.0 x 40.0 x 1.20mm
RoHS/RoHS II Compliant
MSL = 1

Product Image



Mechanical Dimensions (Unit: mm)



Dimensions of AWCCA-RX514012-F003

Item	A	B	C	D	E1	E2	F	G	H	I	J	K
Spec	29.4	19.5	43.0	32.5	8.0	5.0	2-4	6.0	0.40	1.2	51.0	40.0
Tol	±0.30	±0.30	±1.0	±1.0	Ref	±2.0	-	Ref	Max	Max	±1.0	±1.0

Winding Details of AWCCA-RX514012-F003

Number of Coils	Wire	Number of Turns	Inductance
1	02RS-N 0.30Gx2P	10 Turns, 1 Layer, CCW	8.5µH±10%
	Wire Material: Copper	Lead-Free	
	Ferrite	F40*51*0.4mm Ferrite	

15-20W Wireless Charging Receiver Coil



AWCCA-RX514012-F003



51.0 x 40.0 x 1.20mm
RoHS/RoHS II Compliant
MSL = 1

Soldering Information

Wave Soldering Profile:

Not suitable for wave soldering

Manual Soldering:

350°C Max, 3secs

Packaging

- Qty per Tray: 360pcs
- Qty Trays per box: 10
- Dimension of each tray: 360*360*15mm
- Dimension of each box: 390*390*180mm
- MOQ: 2000 pcs

Storage and Operational Condition

Storage Conditions:

- Recommended storage conditions: -40°C~85°C, RH 65±20%
- Service life: 12 Month @40°C, RH 40 ~ 65%.
- The appearance and solder ability should be check, if product is not in expiry date.

Operation Conditions:

- Use condition limit: T= -25°C ~ 85°C, RH 65±20%.