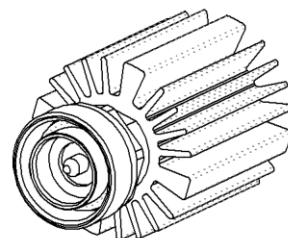
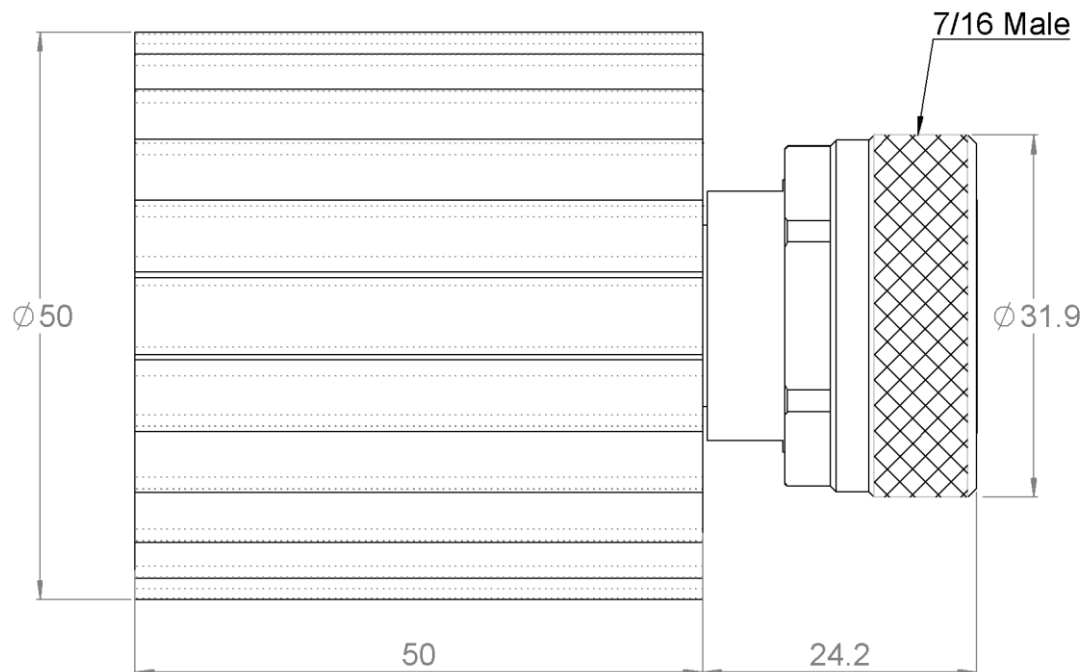
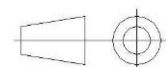


PAGE 1/2	ISSUE 07-11-19B	SERIES TERMINATION	PART NUMBER R404756000
----------	-----------------	------------------------------	-------------------------------



All dimensions are in mm. Tolerances according ISO 2768 m-H



COMPONENTS	MATERIALS	PLATING (μm)
Body	BRASS	BBR2
Center contact	BERYLLIUM COPPER	GOLD 0.5 OVER NICKEL PHOSPHORUS 2
Outer contact	BRASS	SILVER 5 PASSIVATED OVER COPPER 0.5
Insulator	PTFE	
Gasket	SILICONE RUBBER	
Substrate	ALUMINIUM NITRIDE	
Resistor	THICK FILM	
Others parts	ALUMINIUM	BLACK ANODIZATION

PAGE 2/2	ISSUE 07-11-19B	SERIES TERMINATION	PART NUMBER R404756000
----------	------------------------	------------------------------	-------------------------------

ELECTRICAL CHARACTERISTICS

Frequency (GHz)	DC - 3	3 - 6
V.S.W.R (\leq)	1.20	1.40

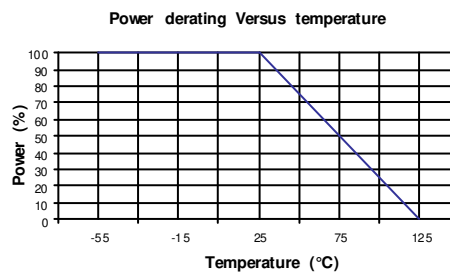
Operating Frequency Range	DC - 6	GHz
Impedance	50	Ω
DC Resistance	50	$\Omega \pm 5\%$
Peak power at 25°C (1 μ s, 1%)	2000	W
Average power at 25°C	30	W (Free Air Cooled)
		W (Conduction Cooled)

MECHANICAL CHARACTERISTICS

Connectors	7-16	Male	IEC 169-4
Weight	253,7800 g		

ENVIRONMENTAL CHARACTERISTICS

Operating temperature range	-55/+125	$^{\circ}\text{C}$
Storage temperature range	-55/+125	$^{\circ}\text{C}$



SPECIFICATION

OTHER CHARACTERISTICS

MOUNTED WITH VERTICAL COOLING FINS AND NATURAL CONVECTION