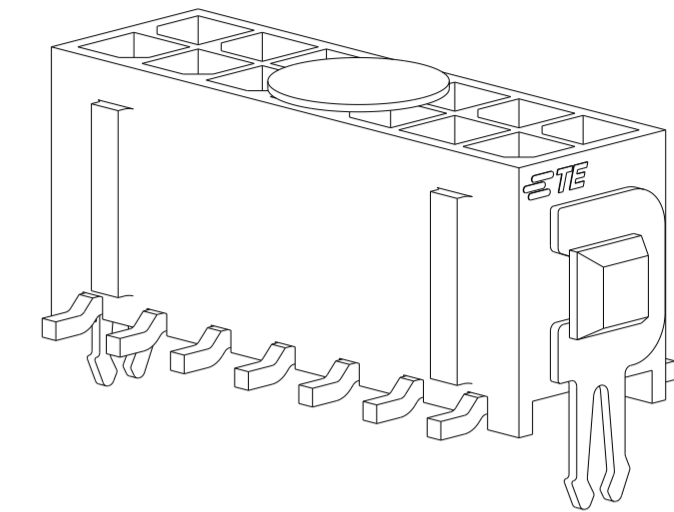
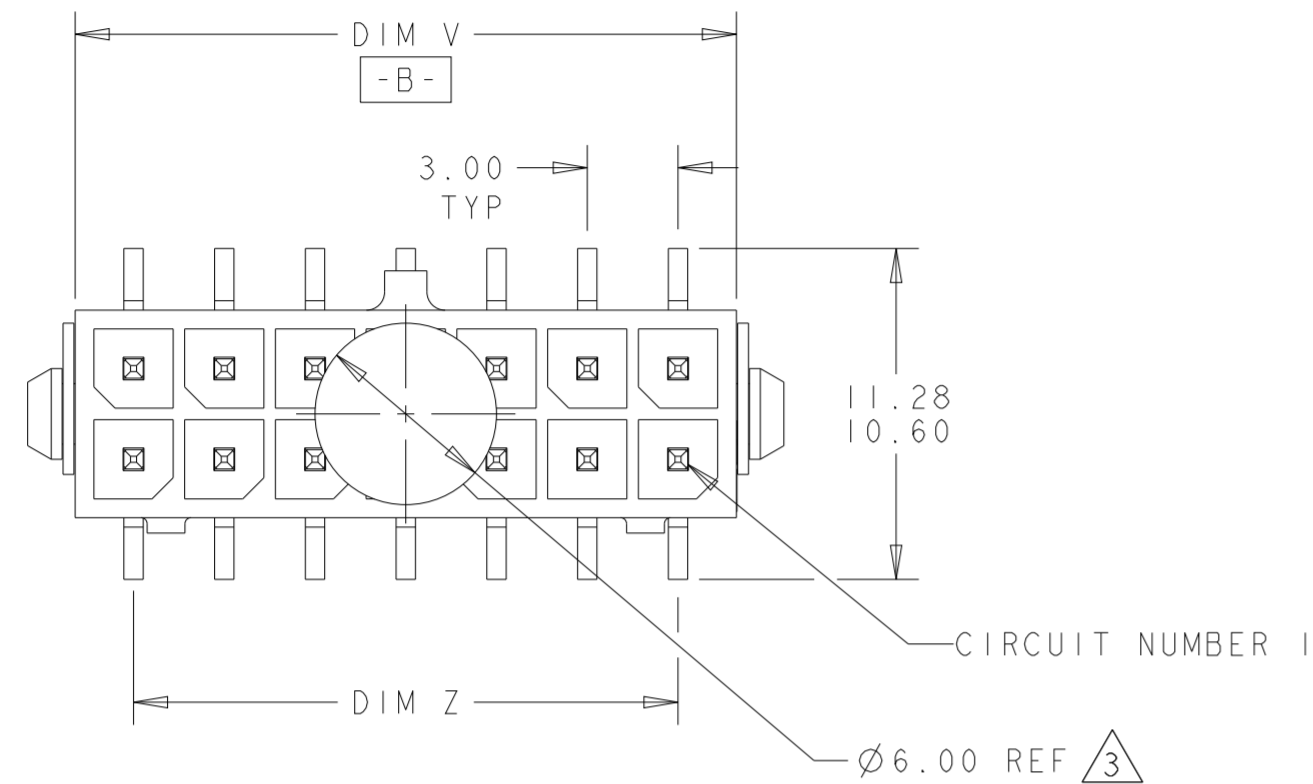
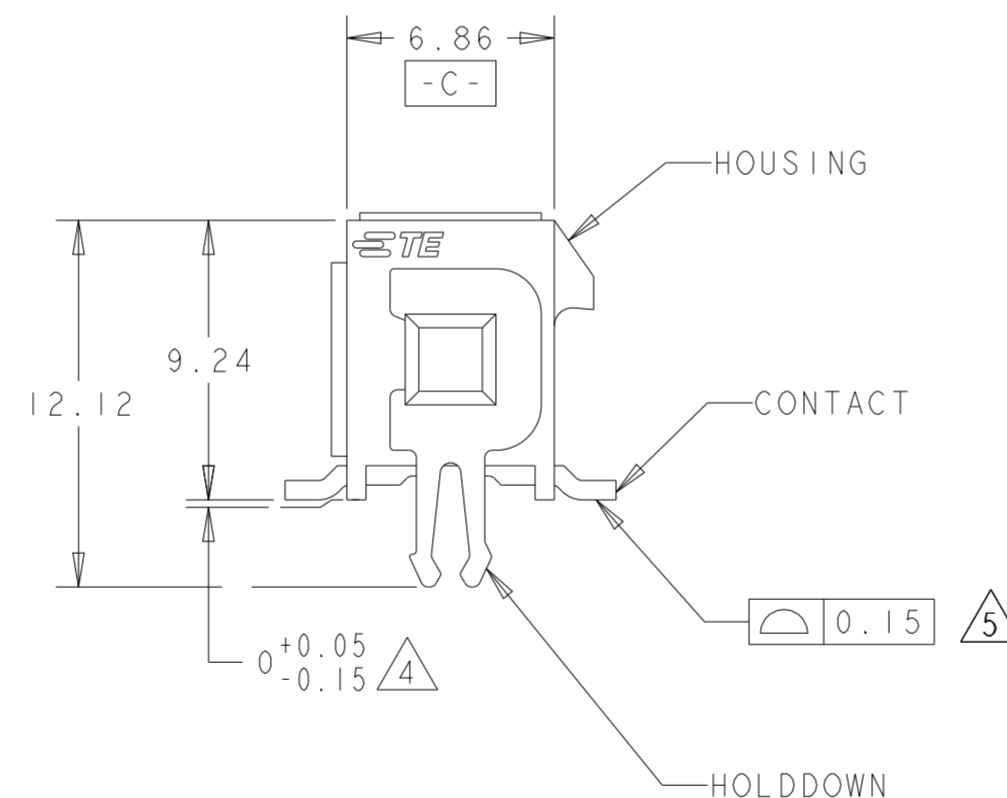
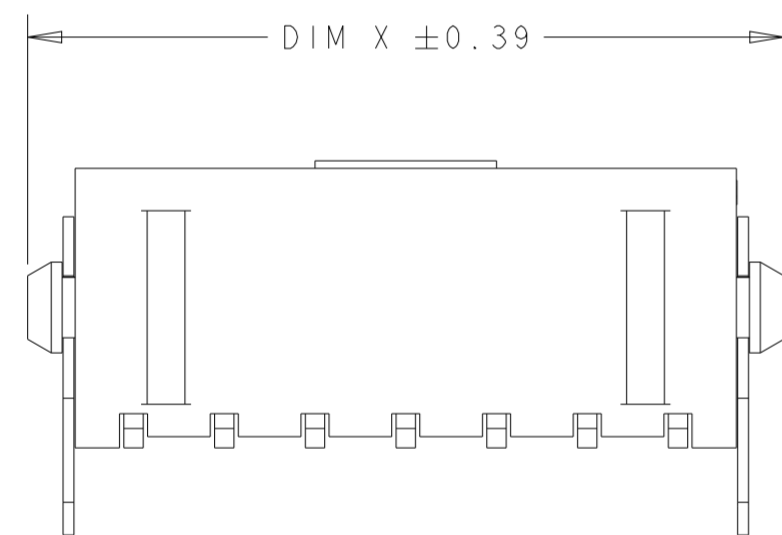


REVISIONS					
P	LTR	DESCRIPTION	DATE	DWN	APVD
K2		REVISED PER ECR-17-017609	04DEC2017	JB	DZ
K3		ECO-19-006502	30APR2019	AP	WS
K4		REVISED PER ECN-23-206968	11APR2023	WLS	VS



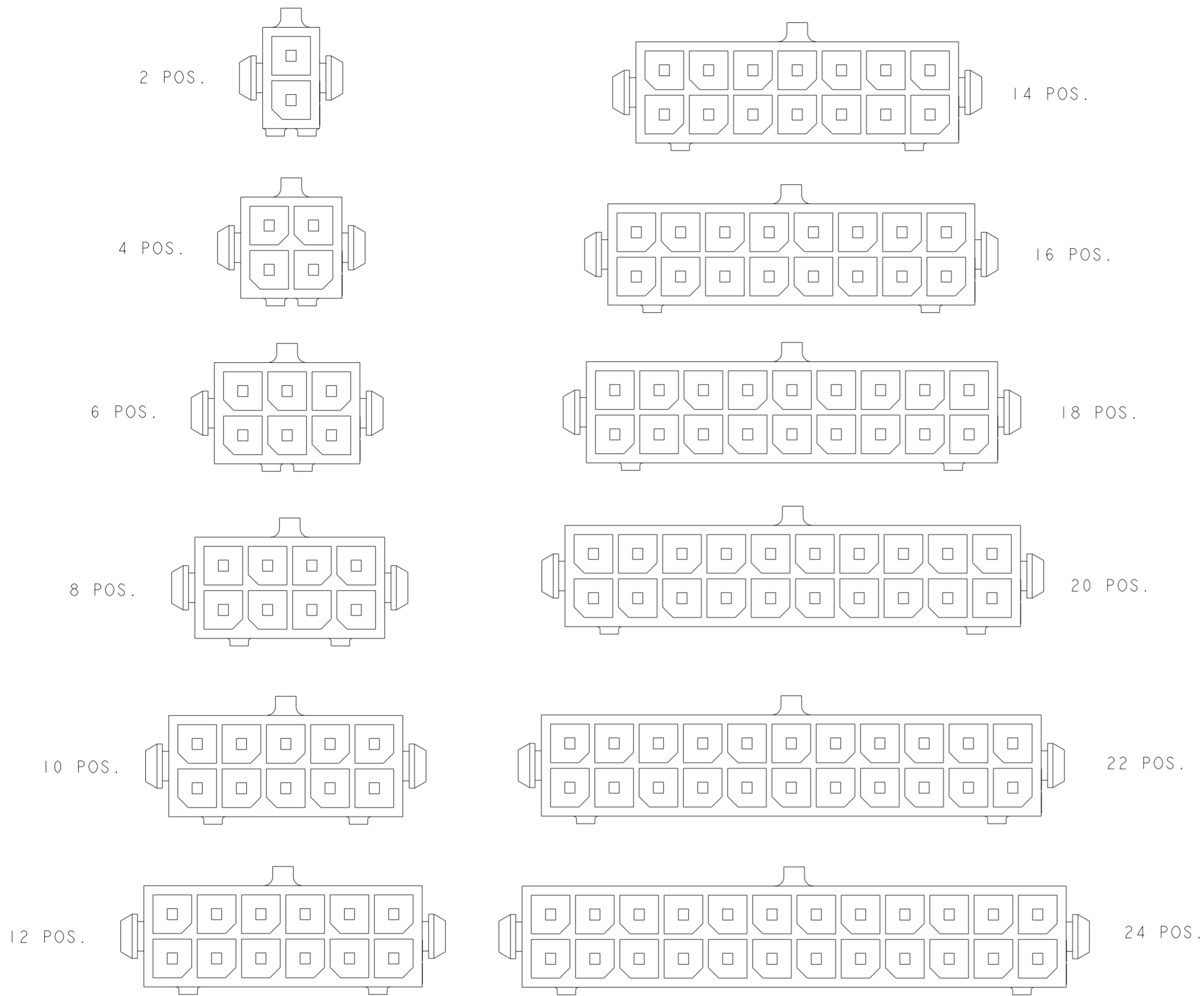
- 1 MATERIAL:
HOUSING - UL 94V-0 RATED HIGH TEMP NYLON, COLOR BLACK.
CONTACTS - BRASS.
HOLDDOWNS - PHOSPHOR BRONZE.
- 2 RECOMMENDED PC BOARD THICKNESS OF 1.57.
- 3 KAPTON VACUUM PICK UP BUTTON.
- 4 DIMENSION APPLIES TO SOLDERTAIL SURFACES AND STANDOFF SURFACES.
- 5 ALL SOLDERTAILS.
- 6 PLATING:
CONTACTS - 0.76µm MINIMUM GOLD ON MATING AREA.
2.54µm MINIMUM MATTE TIN ON SOLDER TAILS.
ALL OVER 1.27µm MINIMUM NICKEL.
HOLDDOWNS - 2.54µm MINIMUM MATTE TIN OVER 1.27 MINIMUM NICKEL.
- 7 COUNTERPART RECOMMENDED IS PN 794617 (DASH ACC. TO NUMBER OF POSITION).
- 8 FOR REELING DIRECTION AND PACKAGING TYPE, SEE SPECIFICATION 114-13000.



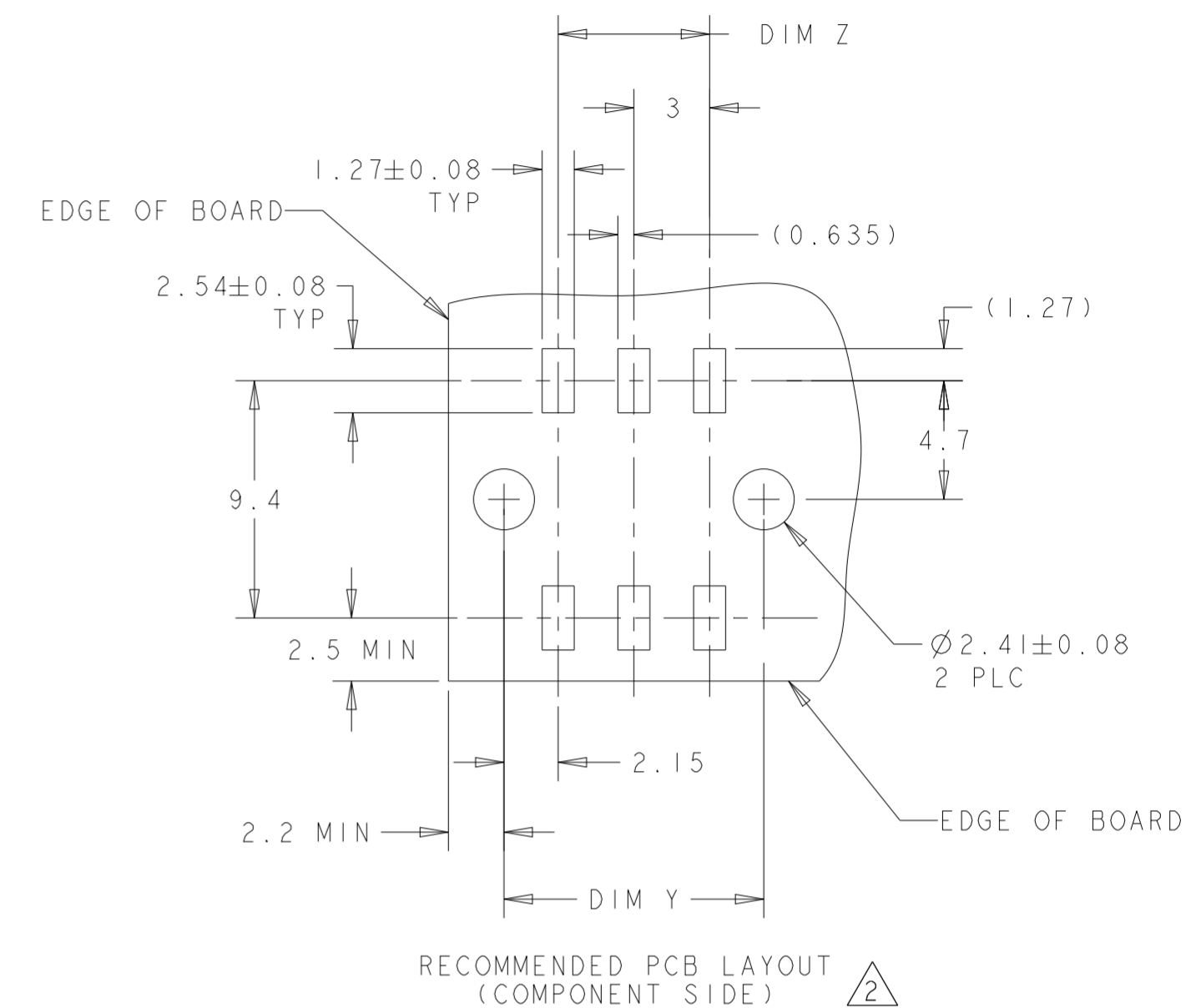
21.86	22.30	18.00	25.00	14	7-794635-4
36.86	37.30	33.00	40.00	24	5-794635-4
33.86	34.30	30.00	37.00	22	5-794635-2
30.86	31.30	27.00	34.00	20	5-794635-0
27.86	28.30	24.00	31.00	18	4-794635-8
24.86	25.30	21.00	28.00	16	4-794635-6
21.86	22.30	18.00	25.00	14	4-794635-4
18.86	19.30	15.00	22.00	12	4-794635-2
15.86	16.30	12.00	19.00	10	4-794635-0
12.86	13.30	9.00	16.00	8	3-794635-8
9.86	10.30	6.00	13.00	6	3-794635-6
6.86	7.30	3.00	10.00	4	3-794635-4
3.86	4.30	-	7.00	2	3-794635-2
DIM V	DIM Y	DIM Z	DIM X	NO. OF POSN.	PART NUMBER


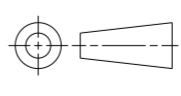
THIS DRAWING IS A CONTROLLED DOCUMENT.		DWN K. WHITAKER 19-MAR-2003	TE Connectivity		
DIMENSIONS: mm		CHK C. JONES 19-MAR-2003			
TOLERANCES UNLESS OTHERWISE SPECIFIED:		APVD C. JONES 19-MAR-2003	NAME SURFACE MOUNT, VERTICAL, MECHANICAL HOLDDOWN, ASSEMBLY, 30 GOLD HEADER, DUAL ROW, MICRO MATE-N-LOK(TM)		
0 PLC ± 1 PLC ± 2 PLC ±0.13 3 PLC ± 4 PLC ± ANGLES ±1° FINISH		PRODUCT SPEC 108-1836	SIZE A2	CAGE CODE p0779	DRAWING NO C-794635
MATERIAL 1		APPLICATION SPEC 114-13000	RESTRICTED TO -	SCALE 4:1 SHEET 1 OF 2 REV K4	
6		WEIGHT -	CUSTOMER DRAWING		

REVISIONS					
P	LTR	DESCRIPTION	DATE	DWN	APVD
-	-	SEE SHEET 1	-	-	-



KEYING BY POSITION SIZE



THIS DRAWING IS A CONTROLLED DOCUMENT.		DWN K. WHITAKER 19-MAR-2003	 TE Connectivity	
DIMENSIONS: mm		CHK C. JONES 19-MAR-2003		
TOLERANCES UNLESS OTHERWISE SPECIFIED:		APVD C. JONES 19-MAR-2003	NAME SURFACE MOUNT, VERTICAL, MECHANICAL HOLDDOWN, ASSEMBLY, 30 GOLD HEADER, DUAL ROW, MICRO MATE-N-LOK(TM)	
		PRODUCT SPEC 108-1836	RESTRICTED TO	
MATERIAL		APPLICATION SPEC 114-13000	SIZE A200779	CAGE CODE C-794635
FINISH		WEIGHT	DRAWING NO	
-		CUSTOMER DRAWING	SCALE 4:1	SHEET 2 OF 2
-			REV K4	