

5-103908-6 ✓ ACTIVE

AMPMODU | AMPMODU MTE


TE Internal #: 5-103908-6

PCB Mount Header, Vertical, Wire-to-Board, 7 Position, 2.54 mm [.1 in] Centerline, Fully Shrouded, Gold, Through Hole - Solder, Signal, AMPMODU MTE

[View on TE.com >](#)



Connectors > PCB Connectors > PCB Headers & Receptacles



Connector System: **Wire-to-Board**

Number of Positions: 7

Number of Rows: 1

Centerline (Pitch): 2.54 mm [.1 in]

PCB Mount Orientation: **Vertical**

Features

Product Type Features

Connector System	Wire-to-Board
Header Type	Fully Shrouded
Sealable	No
Connector & Contact Terminates To	Printed Circuit Board
PCB Connector Assembly Type	PCB Mount Header

Configuration Features

Number of Positions	7
Number of Rows	1
PCB Mount Orientation	Vertical

Electrical Characteristics

Termination Resistance	15 mΩ
Insulation Resistance	5000 MΩ
Dielectric Withstanding Voltage (Max)	600 V

Body Features

Primary Product Color	Black
-----------------------	-------

Contact Features

Contact Mating Area Length	5.84 mm[.23 in]
Mating Square Post Dimension	.64 mm[.025 in]



PCB Contact Termination Area Plating Material Thickness	2.54 – 5.08 μm [100 – 200 μin]
Contact Mating Area Plating Material Thickness	.381 μm [30 μin]
PCB Contact Termination Area Plating Material Finish	Matte
Contact Shape & Form	Square
PCB Contact Termination Area Plating Material	Tin
Contact Base Material	Brass
Contact Mating Area Plating Material	Gold
Contact Type	Pin
Contact Current Rating (Max)	3 A

Termination Features

Square Termination Post & Tail Dimension	.64 mm[.025 in]
Termination Post & Tail Length	3.3 mm[.13 in]
Termination Method to Printed Circuit Board	Through Hole - Solder

Mechanical Attachment

Mating Alignment Type	Latched, Polarization
Mating Retention	With
PCB Mount Retention Type	Swaged Retention Tails
Mating Retention Type	Hold-Down
Connector Mounting Type	Board Mount
Mating Alignment	With
PCB Mount Alignment	Without
PCB Mount Retention	With

Housing Features

Housing Material	Thermoplastic
Centerline (Pitch)	2.54 mm[.1 in]

Dimensions

Connector Length	20.32 mm[.8 in]
Connector Height	13.59 mm[.535 in]
PCB Thickness (Recommended)	1.57 mm[.062 in]

Usage Conditions

Operating Temperature Range	-65 – 105 $^{\circ}\text{C}$ [-85 – 221 $^{\circ}\text{F}$]
-----------------------------	--

Operation/Application



Circuit Application	Signal
---------------------	--------

Industry Standards

Approved Standards	CSA LR7189, UL E28476
UL Flammability Rating	UL 94V-0

Packaging Features

Packaging Quantity	26
Packaging Type	Box, Tube

Product Compliance

[For compliance documentation, visit the product page on TE.com>](#)

EU RoHS Directive 2011/65/EU	Compliant
EU ELV Directive 2000/53/EC	Compliant
China RoHS 2 Directive MIIT Order No 32, 2016	No Restricted Materials Above Threshold
EU REACH Regulation (EC) No. 1907/2006	Current ECHA Candidate List: JUNE 2023 (235) Candidate List Declared Against: JAN 2023 (233) Does not contain REACH SVHC
Halogen Content	Low Halogen - Br, Cl, F, I < 900 ppm per homogenous material. Also BFR/CFR/PVC Free
Solder Process Capability	Reflow solder capable to 260°C

Product Compliance Disclaimer

This information is provided based on reasonable inquiry of our suppliers and represents our current actual knowledge based on the information they provided. This information is subject to change. The part numbers that TE has identified as EU RoHS compliant have a maximum concentration of 0.1% by weight in homogenous materials for lead, hexavalent chromium, mercury, PBB, PBDE, DBP, BBP, DEHP, DIBP, and 0.01% for cadmium, or qualify for an exemption to these limits as defined in the Annexes of Directive 2011/65/EU (RoHS2). Finished electrical and electronic equipment products will be CE marked as required by Directive 2011/65/EU. Components may not be CE marked. Additionally, the part numbers that TE has identified as EU ELV compliant have a maximum concentration of 0.1% by weight in homogenous materials for lead, hexavalent chromium, and mercury, and 0.01% for cadmium, or qualify for an exemption to these limits as defined in the Annexes of Directive 2000/53/EC (ELV). Regarding the REACH Regulation, the information TE provides on SVHC in articles for this part number is based on the latest European Chemicals Agency (ECHA) 'Guidance on requirements for substances in articles' posted at this URL: <https://echa.europa.eu/guidance-documents/guidance-on-reach>

Compatible Parts




TE Part # 487526-6
007 HOUSING FFC RCPT 100CL SR




TE Part # 5-103958-6
2X7 MTE RCPT SR LATCH .100CL



TE Part # 103648-6
07 MTE RCPT HSG SR RIB .100CL




TE Part # 5-103961-6
2X7 MTE RCPT SR LATCH .100CL



TE Part # 91417-1
TOOL, KEYING (AMPMODU MTE)

Also in the Series | **AMPMODU MTE**




Insertion & Extraction Tools(2)




PCB Connector Shrouds(40)




PCB Headers & Receptacles(763)




Ribbon Connector Accessories(1)



Standard Rectangular Connectors(2)



Wire-to-Board Connector Assemblies & Housings(585)



Wire-to-Board Connector Contacts(32)

Customers Also Bought



TE Part #390112-1
SKT,SODIMM,144P,SDRAM3.3V,HIGH




TE Part #8350110001
TMS-SCE-1/8-2.0-9




TE Part #104257-6
07 MTE RCPT HSG SR LATCH .100



TE Part #5-103908-3
04 MTE HDR SRST LATCH W/HLDWN



TE Part #6-103908-1
12 MTE HDR SRST LATCH W/HLDWN



TE Part #5-103908-1
02 MTE HDR SRST LATCH W/HLDWN




TE Part #5-103908-2
03 MTE HDR SRST LATCH W/HLDWN



TE Part #103958-6
2X7 MTE RCPT SR LATCH .100CL



TE Part #6-2301994-1
RJ45 JACK INT.MAG. 1GB LED 1X1
INV (LOW)



TE Part #5052894108
RNF-100-1/16-BK-SP

Documents

Product Drawings

07 MTE HDR SRST LATCH W/HLDWN

English

CAD Files

3D PDF

3D

Customer View Model

[ENG_CVM_CVM_5-103908-6_U.2d_dxf.zip](#)

English

Customer View Model

[ENG_CVM_CVM_5-103908-6_U.3d_igs.zip](#)

English

Customer View Model

[ENG_CVM_CVM_5-103908-6_U.3d_stp.zip](#)

English

By downloading the CAD file I accept and agree to the [Terms and Conditions](#) of use.

Datasheets & Catalog Pages

AMP MODU MTE Section of Catalog 1307819

English

AMPMODU_INTERCONNECTION_SYSTEM_SECTION5_CONT

English

AMPMODU MTE INTERCONNECT SYSTEM

English

Product Specifications



Application Specification

English

Product Environmental Compliance

[MD_5-103908-6_10312017856_dmtec](#)

English

[MD_5-103908-6_10312017856_dmtec](#)

English