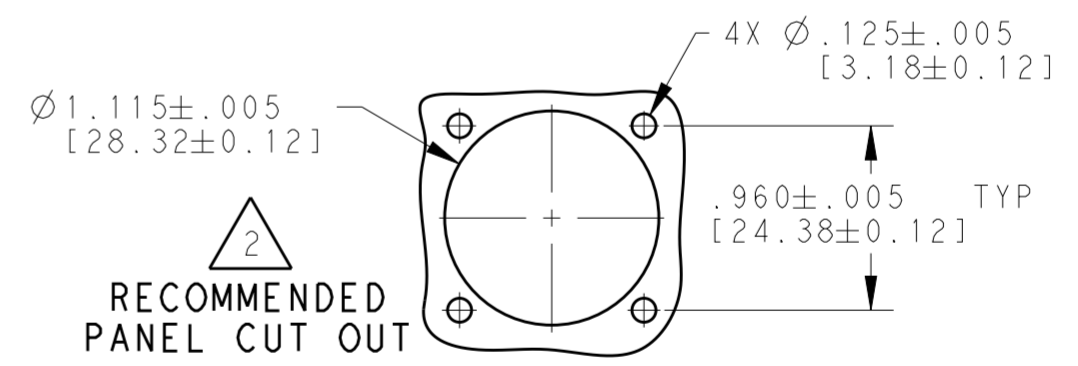
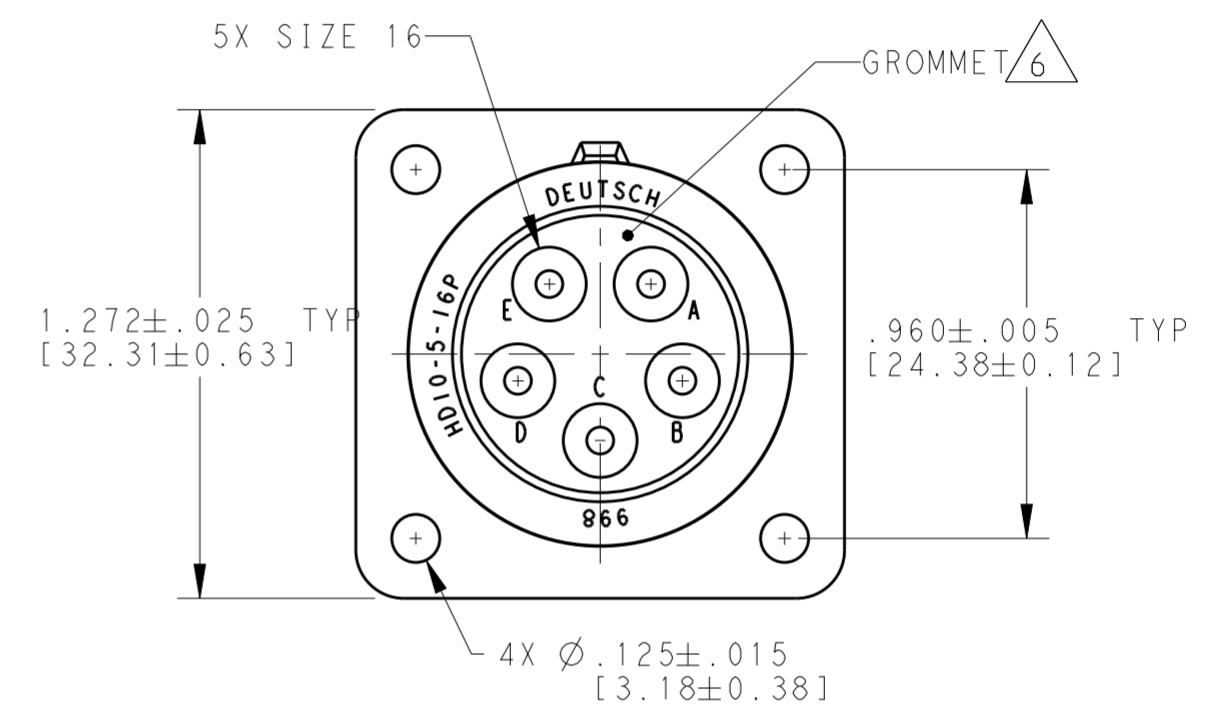
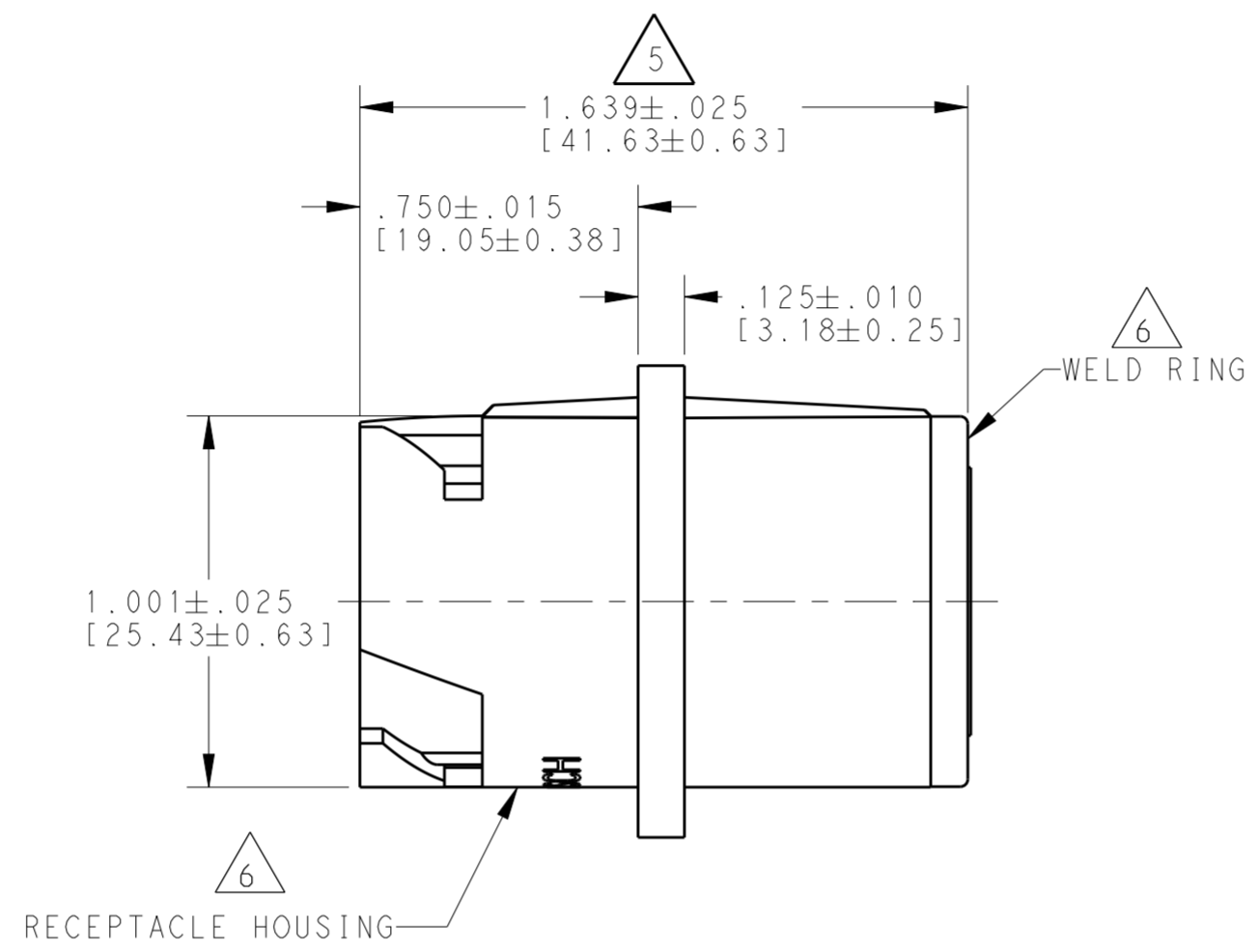
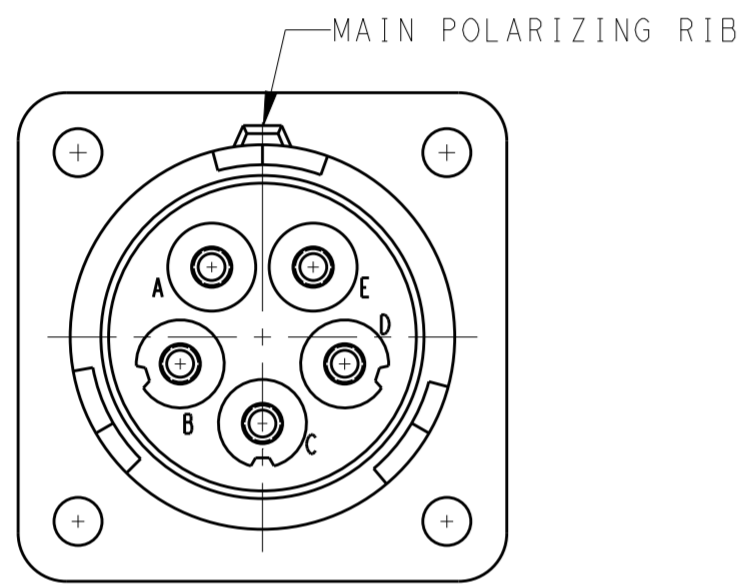
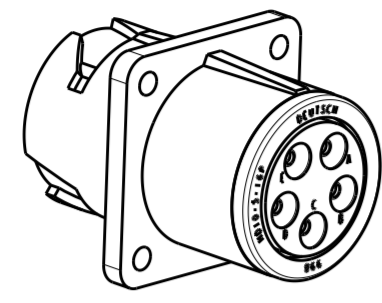


LOC	DIST	REVISIONS			
P	LTR	DESCRIPTION	DATE	DWN	APVD
	F	REVISED PER E.O. P18547	13APR2004	-	RDR
	G	REVISED PER E.O. P20555	21JUL2010	-	RDR
	H	REVISED PER E.O. P21366	4JUL2012	-	RDR
	H1	REVISED PER ECO-14-002953	29JAN2014	PV	DM



- 6 MATERIAL:  
RECEPTACLE HOUSING AND WELD RING: PA 15%GF (GREY)  
GROMMET: SILICONE (RED)
  - 5 OVERALL DIMENSION DOES NOT INCLUDE RUBBER GROMMET.
  - 4 THIS RECEPTACLE MATES WITH FOLLOWING PLUG (X=SEAL TYPE, XXXX = ALL MODIFICATIONS).  
HD16-5-16SX-XXXX
  - 3 SEE DRAWING 0425-015-0000 FOR CONTACT AND WIRE PERFORMANCE AND APPLICATION CHARACTERISTICS.
  - 2 MAXIMUM PANEL THICKNESS IS .250 [6.35].
1. SEE TABLE FOR USABLE WIRE RANGE AND INSULATION RANGE.

CONTACT SIZE	MINIMUM O.D.	MAXIMUM O.D.	WIRE RANGE [mm <sup>2</sup> ]
16	.100 [2.54]	.150 [3.81]	14-20 AWG [2.0-.50]

NOTES:

THIS DRAWING IS A CONTROLLED DOCUMENT.

DIMENSIONS: [INCHES [mm]]	TOLERANCES UNLESS OTHERWISE SPECIFIED:	DWN J. HAYNES 05OCT1999	TE Connectivity
	0 PLC ±-	CHK I. GRANTCHAROVA 16SEP2013	
	1 PLC ±	APVD D. MEYER 18SEP2013	
	2 PLC ±	NAME	
MATERIAL	FINISH	PRODUCT SPEC	RECEPTACLE CONNECTOR SQUARE FLANGE HD10 SERIES ARR. 5-16 COLOUR: GREY
		APPLICATION SPEC	SIZE CAGE CODE DRAWING NO RESTRICTED TO
		WEIGHT 31.95 (g)	A200779 C-HD10-5-16P
		Customer Drawing	SCALE 2:1 SHEET 1 OF 1 REV H1