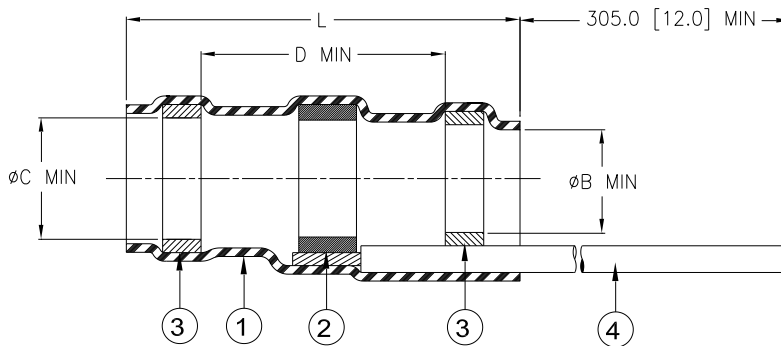


CUSTOMER DRAWING



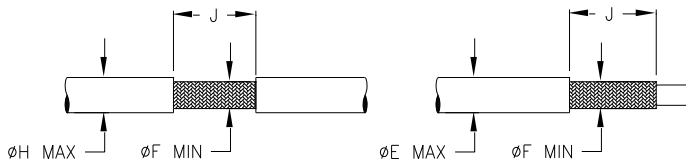
Part Name	Product Dimensions					Cable Dimensions			
	Ident. Code	L±1.75 (L±0.070)	ØB min	ØC min	D min	ØE max	ØF min	ØH max	J±0.80 (J±0.030)
ST63-1-W1-22-9-120	ST631R	16.50 (0.650)	1.90 (0.075)	2.67 (0.105)	8.25 (0.325)	2.67 (0.105)	0.90 (0.035)	1.90 (0.075)	7.50 (0.300)
ST63-2-W1-22-9-120	ST632R	16.50 (0.650)	2.67 (0.105)	3.68 (0.145)	8.25 (0.325)	3.68 (0.145)	1.40 (0.055)	2.65 (0.105)	7.50 (0.300)
ST63-3-W1-22-9-120	ST633R	16.50 (0.650)	4.32 (0.170)	5.08 (0.200)	8.25 (0.325)	5.08 (0.200)	2.15 (0.085)	4.32 (0.170)	7.50 (0.300)
ST63-4-W1-22-9-120	ST634R	19.10 (0.750)	5.97 (0.235)	6.48 (0.255)	8.25 (0.325)	6.48 (0.255)	3.30 (0.130)	5.97 (0.235)	7.50 (0.300)
ST63-5-W1-22-9-120	ST635R	19.10 (0.750)	7.00 (0.275)	7.62 (0.300)	8.25 (0.325)	7.62 (0.300)	4.30 (0.170)	7.00 (0.275)	7.50 (0.300)
ST63-6-W1-22-9-120	ST636R	27.90 (1.100)	8.75 (0.345)	9.75 (0.385)	13.35 (0.525)	9.75 (0.385)	5.08 (0.200)	8.75 (0.345)	9.50 (0.375)
ST63-7-W1-22-9-120	ST637R	27.90 (1.100)	10.80 (0.425)	11.65 (0.460)	13.35 (0.525)	11.65 (0.460)	5.70 (0.225)	10.80 (0.425)	9.50 (0.375)
ST63-8-W1-22-9-120	ST638R	27.90 (1.100)	13.35 (0.525)	13.84 (0.545)	13.35 (0.525)	13.84 (0.545)	8.90 (0.350)	13.35 (0.525)	9.50 (0.375)

MATERIALS


- INSULATION SLEEVE: Heat-shrinkable, transparent blue, radiation cross-linked modified polyvinylidene fluoride.
- SOLDER PREFORM WITH FLUX:
SOLDER: TYPE Sn63 per ANSI / J-STD-006.
FLUX: TYPE ROL0 per ANSI / J-STD-004.
- MELTABLE RINGS: Stabilized thermoplastic. Color: blue.
- PRE-INSTALLED LEAD: RAYCHEM RCW5991-22-9, stranded silver-plated copper in accordance with MIL-W-22759/91. Color: white

APPLICATION

- These parts are designed to provide an environment protected shield termination on cables, rated for 125°C minimum, meeting the dimensional criteria listed and having tin or silver-plated shields.
- Temperature range: -55°C to +150°C.
- When installed in accordance with Raychem Process Standard RCPS-100-70 assemblies will meet performance requirements of Raychem Specification RT-1404.
- For best results, prepare the cable as shown:



TE Connectivity, TE connectivity (logo), Raychem, and SolderSleeve are trademarks

		Raychem		TITLE: SOLDERSLEEVE DEVICE SHIELD TERMINATION WITH PRE-INSTALLED LEAD			
Unless otherwise specified dimensions are in millimeters. [Inches dimensions are shown in brackets]				DOCUMENT NO.: ST63-X-W1-22-9-120			
TOLERANCES: 0.00 N/A 0.0 N/A 0 N/A	ANGLES: N/A ROUGHNESS IN MICRON	TE Connectivity reserves the right to amend this drawing at any time. Users should evaluate the suitability of the product for their application.		Revision: 2	Issue Date : March 2020		
PREPARED BY: mforonda	DATE: 07-Nov-05	ECO: ECO-20-003573		CAGE CODE : 06090	SCALE: ---	SIZE: A	SHEET: 1 of 1

Print Date: 18-Mar-20

© 2005 Tyco Electronics Corporation. All rights reserved.

If this document is printed it becomes uncontrolled. Check for the latest revision.