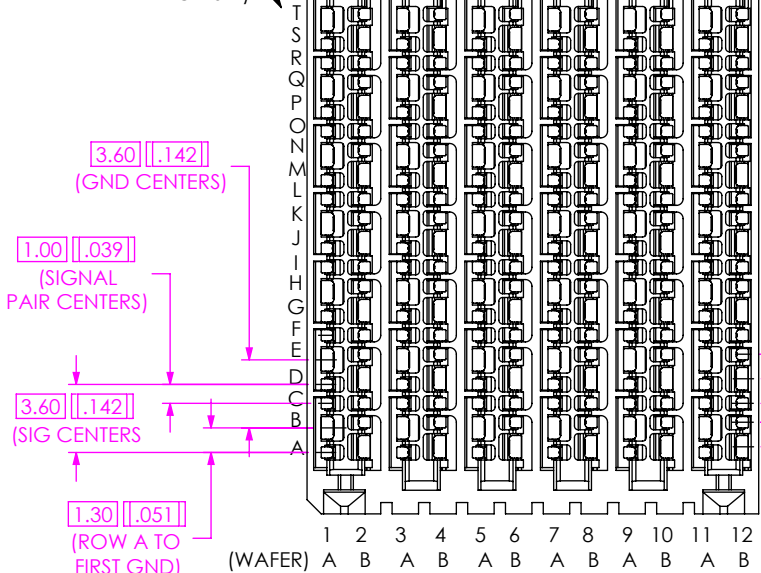


DESIGNED AND DIMENSIONED IN MILLIMETERS [INCHES]
ALL DIMENSIONS REFERENCE EXCEPT AS SHOWN

EBTM-6-XX-2.0-X-VT-X-X-X

DO NOT SCALE FROM THIS PRINT

ODD COLUMN (ODD & EVEN COLUMNS ARE OFFSET)



No OF PAIRS PER COLUMN
-6: 6 PAIRS

COLUMNS
-06
-08
-10
-12

COLUMN PITCH
-2.0: 2.0 mm

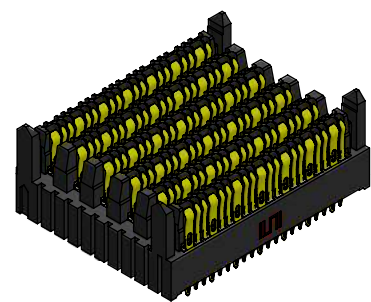
PLATING
-S: 30µ" SELECTIVE GOLD IN CONTACT AREA, MATTE TIN ON TAIL

ORIENTATION
-VT: VERTICAL

KEYING: (ONLY AVAIL. WITH -L OR -R GUIDANCE)
BLANK: NO KEYING
-A THRU -H: DENOTES POSITION OF FLAT ON KEY (SEE KEYING POSITION TABLE, SHT 4)

GUIDANCE
BLANK: NONE
-L: LEFT
-R: RIGHT

PIN CONFIGURATION
-1: STANDARD



COLUMN	"A"	"B"
-06	11.90 [0.469]	10.00 [0.394]
-08	15.90 [0.626]	14.00 [0.551]
-10	19.90 [0.783]	18.00 [0.709]
-12	23.90 [0.941]	22.00 [0.866]

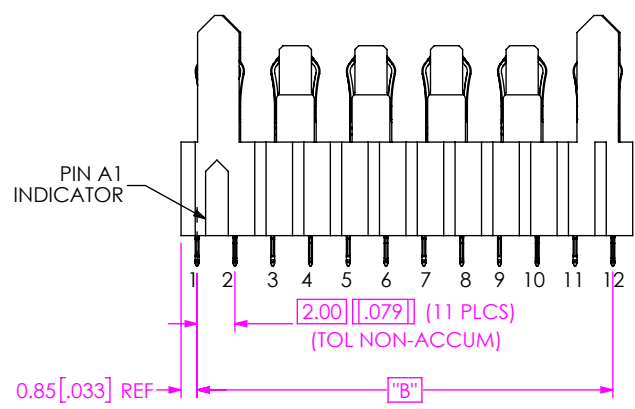
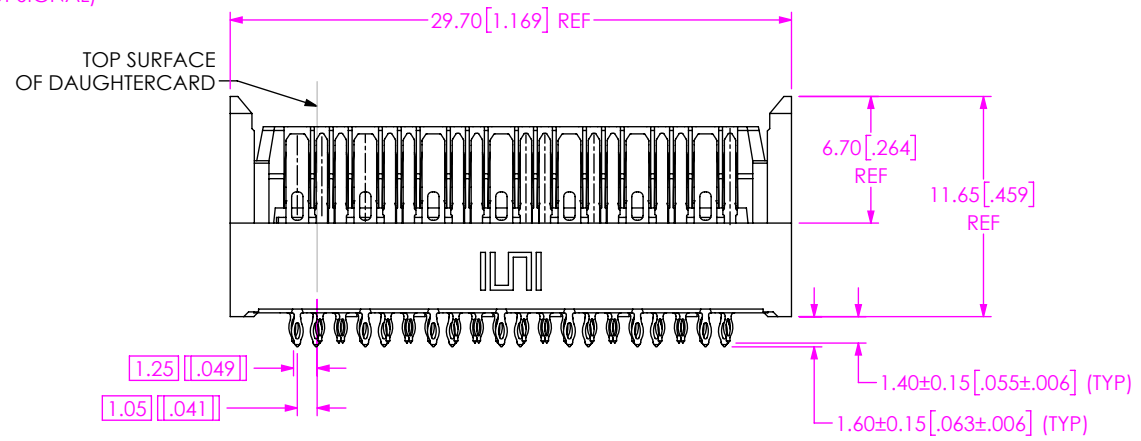


FIG 1
EBTM-6-12-2.0-X-VT-1 SHOWN

NOTES:

1. MINIMUM PUSHOUT FORCE: 2.22N [5 LB]
2. CONTACT SAMTEC FOR CONNNECTOR PRESS FIT INSTRUCTIONS AND REQUIRED FIXTURES.
3. TRAYS TO BE STANDARD PACKAGING.

UNLESS OTHERWISE SPECIFIED, DIMENSIONS ARE IN MILLIMETERS [INCHES].
TOLERANCES ARE:
DECIMALS ANGLES
X.X: ±0.3 [.01] 2°
X.XX: ±0.10 [.004]
X.XXX: ±0.050 [.0019]

PROPRIETARY NOTE
THIS DOCUMENT CONTAINS CONFIDENTIAL AND PROPRIETARY INFORMATION AND ALL DESIGN, MANUFACTURING, REPRODUCTION, USE, PATENT RIGHTS AND SALES RIGHTS ARE EXPRESSLY RESERVED BY SAMTEC, INC. THIS DOCUMENT SHALL NOT BE DISCLOSED, IN WHOLE OR PART, TO ANY UNAUTHORIZED PERSON OR ENTITY NOR REPRODUCED, TRANSFERRED OR INCORPORATED IN ANY OTHER PROJECT IN ANY MANNER WITHOUT THE EXPRESS WRITTEN CONSENT OF SAMTEC, INC.

MATERIAL: DO NOT SCALE DRAWING SHEET SCALE: 3:1
INSULATOR: LCP, COLOR: BLACK
CONTACT: COPPER ALLOY
WAFER: LCP, COLOR: BLACK



520 PARK EAST BLVD, NEW ALBANY, IN 47150
PHONE: 812-944-6733 FAX: 812-948-5047
e-Mail: info@SAMTEC.com code 53322

DESCRIPTION:
EXAMAX™ VERTICAL HEADER ASSEMBLY
DWG. NO.
EBTM-6-XX-2.0-X-VT-X-X-X
BY: J. BROWNING 11/17/2014 SHEET 1 OF 3

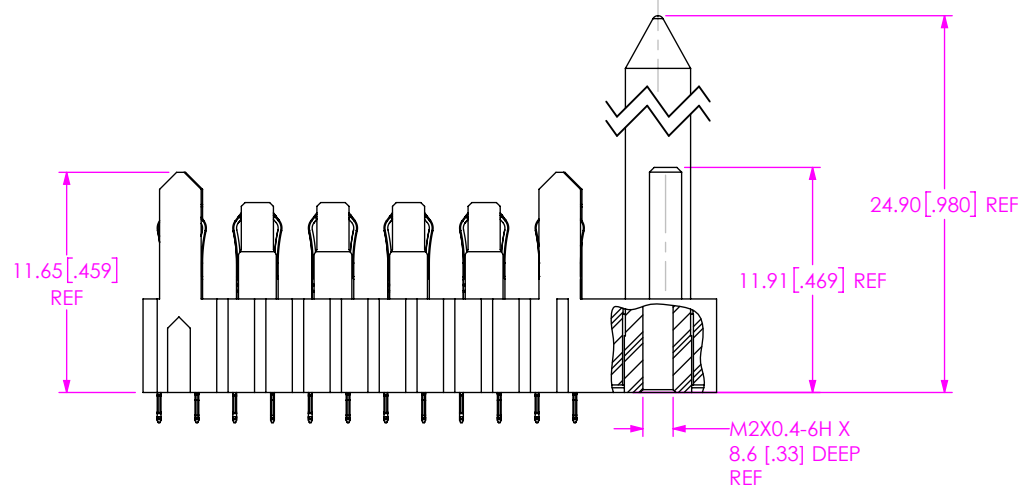
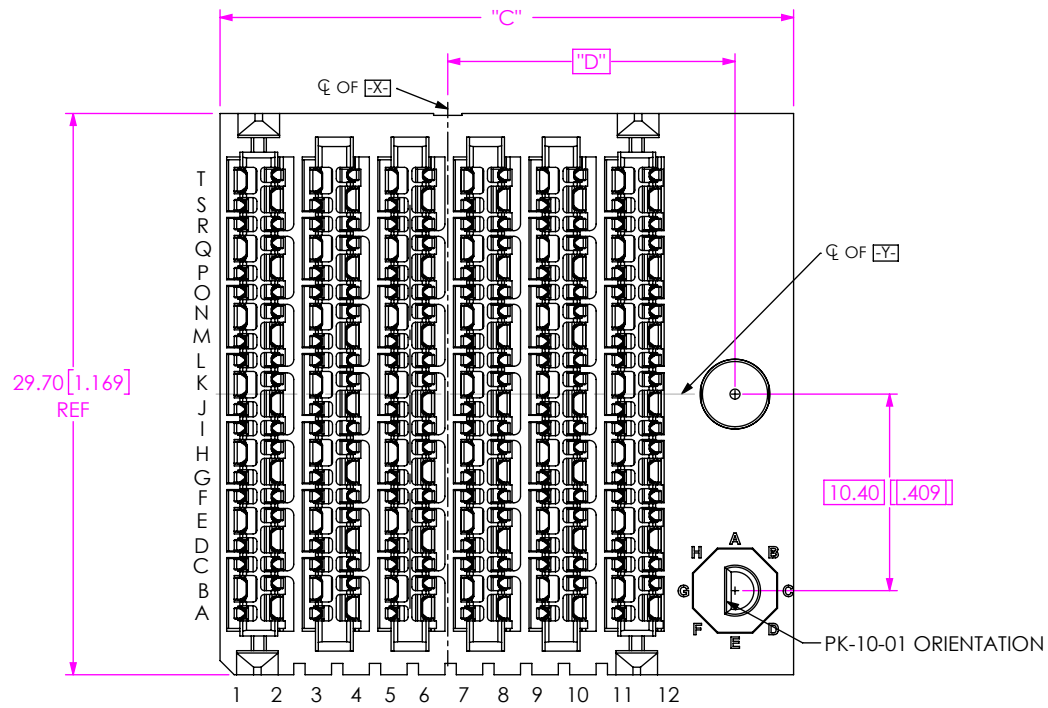


FIG 6
EBTM-6-12-2.0-X-VT-1-L-G SHOWN
(EXCEPT AS SHOWN, SAME AS FIG 1)

COLUMN	"C"	"D"
-06	18.35 [0.722]	9.20 [0.362]
-08	22.35 [0.880]	11.20 [0.441]
-10	26.35 [1.037]	13.20 [0.520]
-12	30.35 [1.195]	15.20 [0.598]

KEYING POSITION TABLE

		KEYING							
		-A	-B	-C	-D	-E	-F	-G	-H
-R / -L	H	A	B	C	D	E	F	G	H
	G	F	E	D	C	B	A	H	G

PROPRIETARY NOTE
THIS DOCUMENT CONTAINS CONFIDENTIAL AND PROPRIETARY INFORMATION AND ALL DESIGN, MANUFACTURING, REPRODUCTION, USE, PATENT RIGHTS AND SALES RIGHTS ARE EXPRESSLY RESERVED BY SAMTEC, INC. THIS DOCUMENT SHALL NOT BE DISCLOSED, IN WHOLE OR PART, TO ANY UNAUTHORIZED PERSON OR ENTITY NOR REPRODUCED, TRANSFERRED OR INCORPORATED IN ANY OTHER PROJECT IN ANY MANNER WITHOUT THE EXPRESS WRITTEN CONSENT OF SAMTEC, INC.

DO NOT SCALE DRAWING

SHEET SCALE: 2.5:1



520 PARK EAST BLVD, NEW ALBANY, IN 47150
PHONE: 812-944-6733 FAX: 812-948-5047
e-Mail info@SAMTEC.com code 55322

DESCRIPTION:
EXAMAX™ VERTICAL HEADER ASSEMBLY

DWG. NO.
EBTM-6-XX-2.0-X-VT-X-X-X

BY: J. BROWNING 11/17/2014 SHEET 2 OF 3

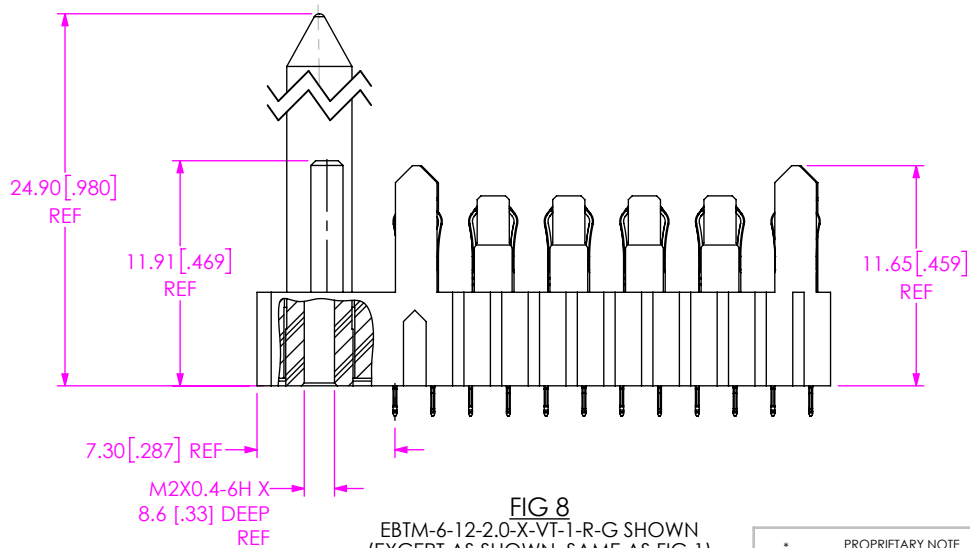
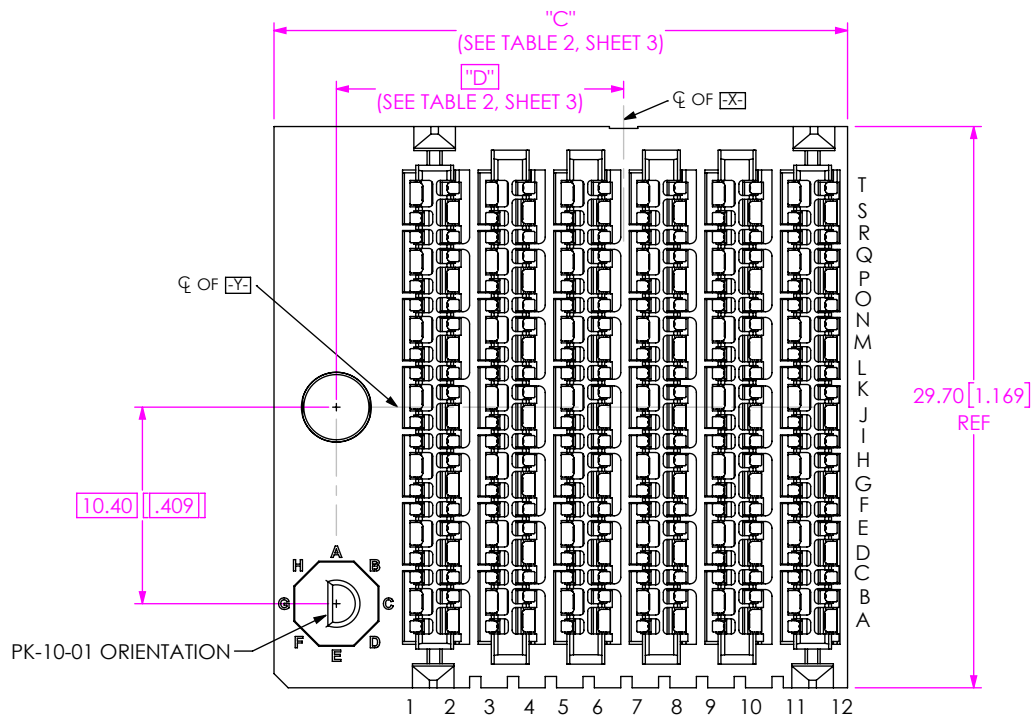


FIG 8
EBTM-6-12-2.0-X-VT-1-R-G SHOWN
(EXCEPT AS SHOWN, SAME AS FIG 1)

PROPRIETARY NOTE
 THIS DOCUMENT CONTAINS CONFIDENTIAL AND PROPRIETARY INFORMATION AND ALL DESIGN, MANUFACTURING, REPRODUCTION, USE, PATENT RIGHTS AND SALES RIGHTS ARE EXPRESSLY RESERVED BY SAMTEC, INC. THIS DOCUMENT SHALL NOT BE DISCLOSED, IN WHOLE OR PART, TO ANY UNAUTHORIZED PERSON OR ENTITY NOR REPRODUCED, TRANSFERRED OR INCORPORATED IN ANY OTHER PROJECT IN ANY MANNER WITHOUT THE EXPRESS WRITTEN CONSENT OF SAMTEC, INC.

DO NOT SCALE DRAWING

SHEET SCALE: 2.5:1



520 PARK EAST BLVD. NEW ALBANY, IN 47150
 PHONE: 812-944-6733 FAX: 812-948-5047
 e-Mail info@SAMTEC.com code 55322

DESCRIPTION:
 EXAMAX™ VERTICAL HEADER ASSEMBLY

DWG. NO.
 EBTM-6-XX-2.0-X-VT-X-X-X

BY: J. BROWNING 11/17/2014 SHEET 3 OF 3