


# CLIK-Mate Wire-to-Board Connector System

1.25, 1.50 and 2.00mm Pitch


**molex**

The rugged CLIK-Mate wire-to-board system provides secure electrical contact, low insertion force and mating assurance in a wide variety of configurations, circuit sizes and current options

## Features and Advantages



The versatile CLIK-Mate wire-to-board system



### Dual inner positive locks

Provides mating assurance and enables simplified cable assembly for operators

### Dual in-line package with surface-mount technology

Provides space saving



### Click sound and feeling when mated

Provides mating confirmation

### Bottom-entry mounting version

Offers space savings and simplification of wiring compared to top-mounting styles




### Single/dual row, vertical/horizontal configurations and tin/gold plating with multiple color options

Provides design flexibility

\* Contact GPM for availability of color housing.

### Tuning-fork style contact design

Offers secure electrical contact and avoids terminal stubbing



## Applications

### Consumer

- Gaming machines
- LCD and TV panels

### Automotive

- Infotainment
- Interior mirrors

### Lighting

- LED light modules
- Office down lights

### Industrial

- Scanners
- Smart grid meters

### Medical

- Patient monitors
- Surgical equipment



Automotive



Medical



Gaming Machine

# CLIK-Mate Wire-to-Board Connector System

1.25, 1.50 and 2.00mm Pitch



## Specifications

### REFERENCE INFORMATION

Designed In: Millimeter

### ELECTRICAL

Voltage (max): 2.00mm pitch: 250V;  
1.50mm pitch: 100V; 1.25mm pitch: 50V  
Current (max): 2.00mm pitch: 3.0A;  
1.50mm pitch: 2.0A; 1.25mm pitch: 1.0A;  
Contact Resistance: 20 milliohms max.

### PHYSICAL

Contact: Copper alloy  
Plating: Tin and Gold  
Operating Temperature: -40 to +105°C

## Current Derating Information

CLIK-Mate Series Rated Current (MAX.)

AWG	1.25mm Pitch Single Row		
	2-circuits	8-circuits	15-circuits
	Amps [A]	Amps [A]	Amps [A]
26	2.5	1.5	1.0
28	2.0	1.5	1.0

AWG	1.50mm Pitch Single Row		
	2-circuits	8-circuits	15-circuits
	Amps [A]	Amps [A]	Amps [A]
24	3.0	2.0	2.0
26	3.0	2.0	1.5
28	2.5	1.5	1.0
30	2.0	1.5	1.0

AWG	1.50mm Pitch Dual Row						
	Vertical				Right Angle		
	8-circuits	16-circuits	26-circuits	34-circuits	8-circuits	16-circuits	26-circuits
	Amps [A]	Amps [A]	Amps [A]	Amps [A]	Amps [A]	Amps [A]	Amps [A]
24	2.5	2.0	2.0	2.0	2.0	2.0	1.0
26	2.0	1.5	1.5	1.5	2.0	1.5	1.0
28	2.0	1.5	1.0	1.0	1.5	1.5	1.0
30	1.5	1.0	1.0	1.0	1.5	1.5	1.0

AWG	2.00mm Pitch Single Row		
	2-circuits	8-circuits	15-circuits
	Amps [A]	Amps [A]	Amps [A]
22	4.0	3.0	3.0
24	3.5	2.5	2.0
26	3.0	2.0	1.5

(1) Values are for REFERENCE ONLY.

(2) Current deratings are based on not exceeding 30°C temperature.

(3) PCB trace design can greatly affect temperature rise results in Wire-to-Board applications.

(4) Data is for all circuits powered.

# CLIK-Mate Wire-to-Board Connector System

1.25, 1.50 and 2.00mm Pitch



## Ordering Information

Order No.	Pitch (mm)	Plating	Description	Wire Range (AWG)
<a href="#">502381-0000</a>	1.25	Tin	Crimp Terminals	26 to 28
<a href="#">502381-0010</a>		Gold (0.10µm)		
<a href="#">502579-0000</a>	1.50	Tin		24 to 28
<a href="#">503429-0000</a>		Tin		26 to 30
<a href="#">213028-1000</a>		Gold (0.10µm)		24 to 26
<a href="#">213028-3000</a>		Gold (0.38µm)		
<a href="#">213028-7000</a>		Gold (0.76µm)		
<a href="#">213029-1000</a>		Gold (0.10µm)		
<a href="#">213029-3000</a>		Gold (0.38µm)		26 to 28
<a href="#">213029-7000</a>		Gold (0.76µm)		
<a href="#">502438-0000</a>	2.00	Tin		22 to 26

Order No.	Plating	Description	Circuit Sizes	Pitch (mm) / Wire Range (AWG)	
<a href="#">502578-xx00</a>	N/A	Plug Housing, Single Row	2 to 15	1.50 / 24 to 28	
<a href="#">503149-xx00</a>		Plug Housing, Dual Row	8 to 34		
<a href="#">502584-xx60</a>	Tin	Vertical Header, Single Row, SMT	2 to 15		
<a href="#">503159-xxx0</a>		Vertical Header Single Row, Through hole			
<a href="#">502585-xx70</a>		Right-Angle Header, Single Row, SMT			
<a href="#">503175-xxx0</a>		Right-Angle Header, Single Row, Through hole	3, 4, 6, 7, 8, 10		
<a href="#">503395-xx10</a>		Bottom-Entry Header, Single Row			
<a href="#">503154-xx90</a>		Vertical Header, Dual Row			8, 10, 12, 14, 16, 18, 20, 22, 24, 26, 28, 30, 32, 34
<a href="#">503148-xx90</a>		Right-Angle Header, Dual Row	8, 10, 12, 14, 16, 18, 20, 22, 24, 26		
<a href="#">213225-xx10</a>		Gold (0.10µm)	Vertical Header, Single Row, SMT		2 to 15
<a href="#">213225-xx30</a>		Gold (0.38µm)			
<a href="#">213225-xx70</a>	Gold (0.76µm)				
<a href="#">213226-xx10</a>	Gold (0.10µm)	Right-Angle Header, Single Row, SMT			
<a href="#">213226-xx30</a>	Gold (0.38µm)				
<a href="#">213226-xx70</a>	Gold (0.76µm)				
<a href="#">213227-xx10</a>	Gold (0.10µm)	Vertical Header, Dual Row	8, 10, 12, 14, 16, 18, 20, 22, 24, 26, 28, 30, 32, 34		
<a href="#">213227-xx30</a>	Gold (0.38µm)				
<a href="#">213227-xx70</a>	Gold (0.76µm)				
<a href="#">213228-xx10</a>	Gold (0.10µm)	Right-Angle Header, Dual Row		8, 10, 12, 14, 16, 18, 20, 22, 24, 26	
<a href="#">213228-xx30</a>	Gold (0.38µm)				
<a href="#">213228-xx70</a>	Gold (0.76µm)				

[www.molex.com/link/clikmate.html](http://www.molex.com/link/clikmate.html)

Molex is a registered trademark of Molex, LLC in the United States of America and may be registered in other countries; all other trademarks listed herein belong to their respective owners.