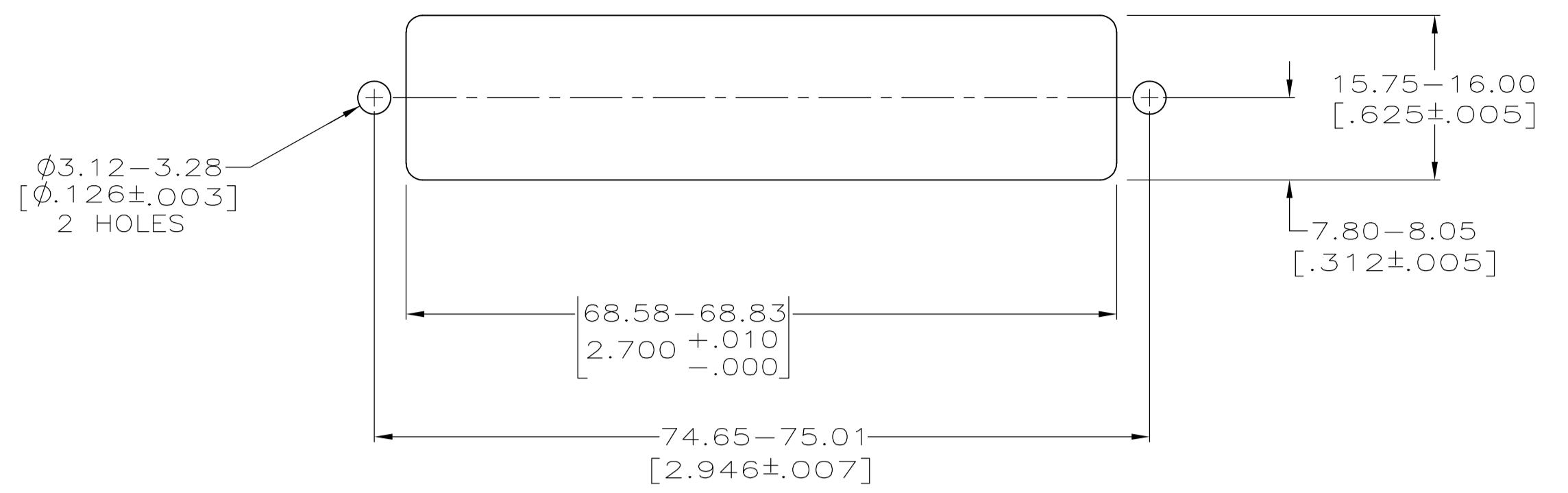
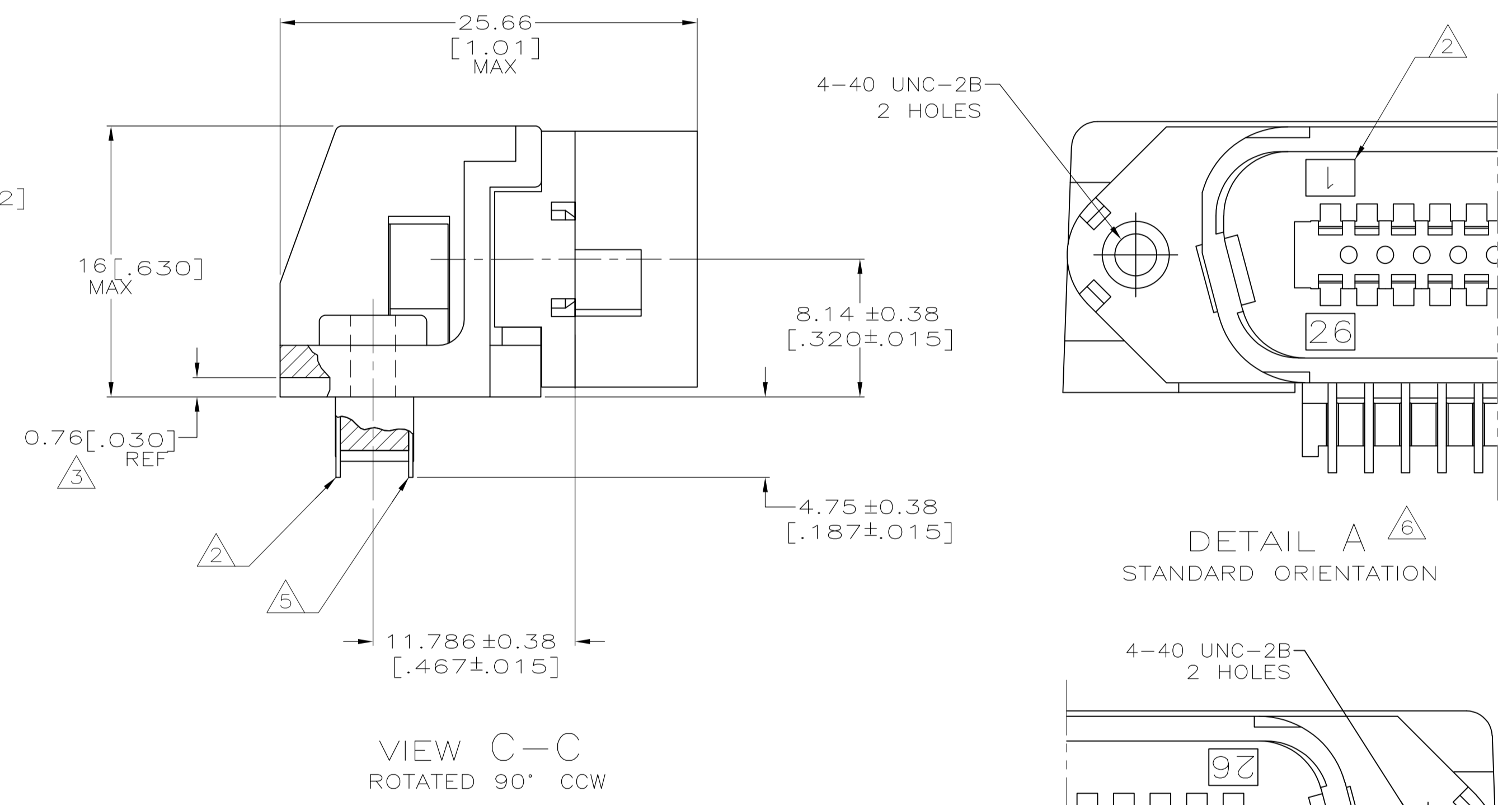
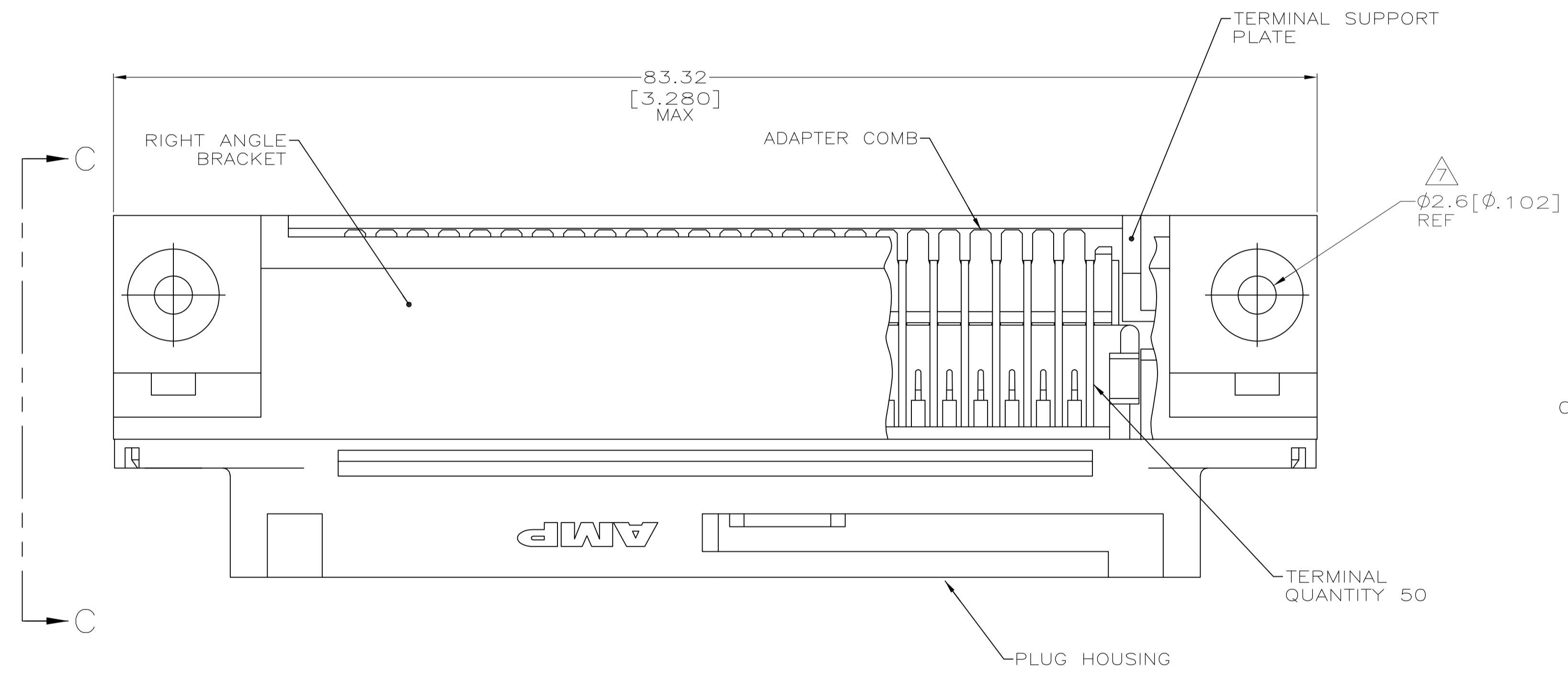


LOC		DIST		REVISIONS			
P	LTR	DESCRIPTION	DATE	DMN	APVD		
Z1		REVISED PER ECO-12-014369	11FEB2013	BM	PR		

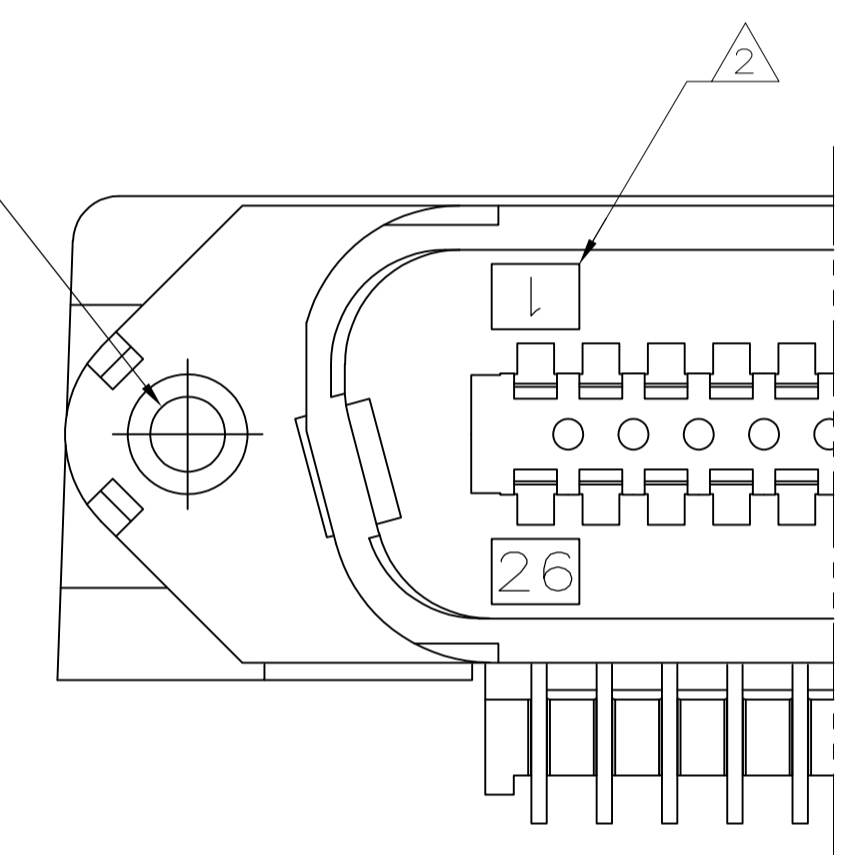


SUGGESTED REAR PANEL MOUNTING CUTOUT DIMENSIONS SCALE 2:1

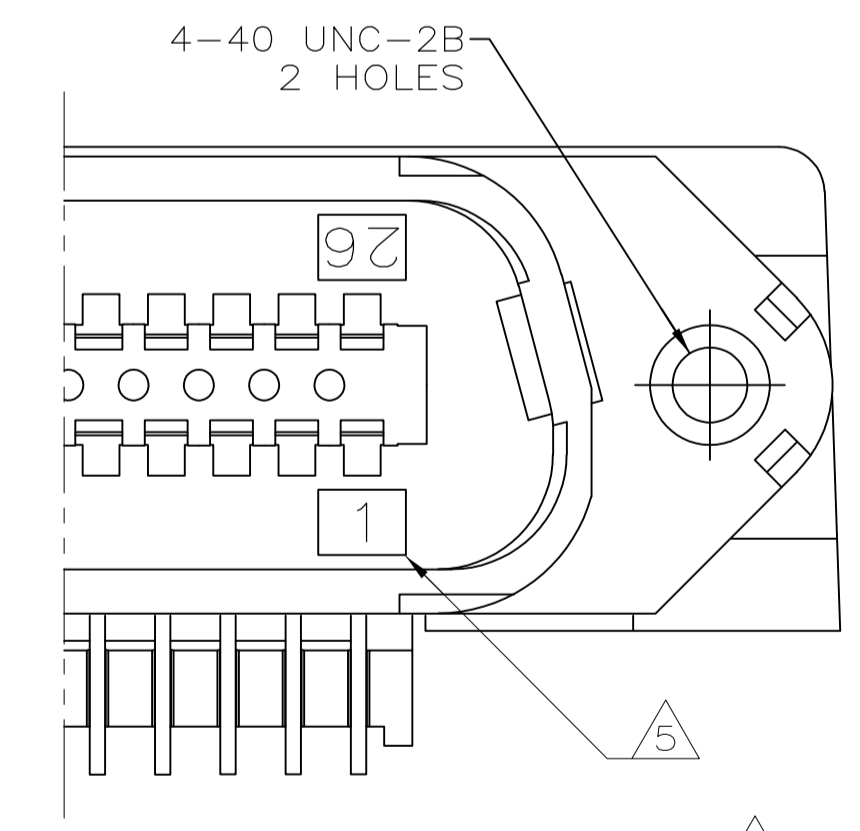
- 1 MATERIAL:
HOUSING, BRACKET, PLATE & COMB - THERMOPLASTIC, BLACK, 94V-0 RATED.
TERMINALS - HIGH STRENGTH COPPER ALLOY PLATED WITH EITHER 0.76μm[.000030] MIN GOLD PLATE OR GOLD FLASH OVER PALLADIUM NICKEL PLATE 0.76μm[.000030] MIN TOTAL ON MATING SURFACE. 3.05μm[.000120] MIN TIN-LEAD PLATE ON TAILS. ALL OVER 1.27μm[.000050] MIN NICKEL UNDERPLATE OVER ENTIRE TERMINAL.
- 2 TERMINAL 1 IS LOCATED IN THIS ROW FOR STANDARD ORIENTATION, 552726-1 ONLY.
- 3 TERMINAL SUPPORT PLATE CLEARANCE FOR TERMINAL STRAIN RELIEF AND FLUX REMOVAL.
- 4 MAXIMUM PANEL THICKNESS: 1.57 [.062].
- 5 TERMINAL 1 IS LOCATED IN THIS ROW FOR REVERSE ORIENTATION, 552726-3 ONLY.
- 6 DETAILS "A" AND "B" ARE VIEWED FROM MATING SIDE OF RECEPTACLE ASSEMBLY.
- 7 FOR USE WITH A NO.4 BT TYPE SELF-TAPPING SCREW.



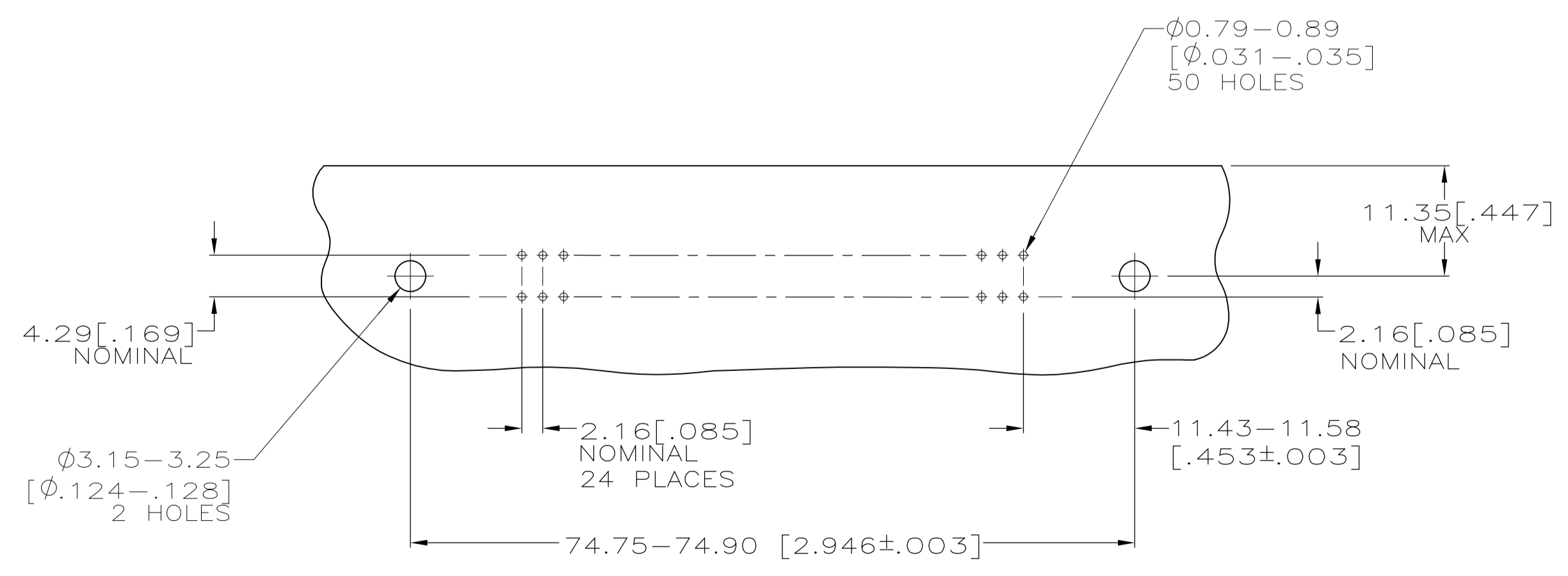
VIEW C-C ROTATED 90° CCW



DETAIL A STANDARD ORIENTATION



DETAIL B REVERSE ORIENTATION



SUGGESTED PRINTED CIRCUIT BOARD MOUNTING DIMENSIONS SCALE 2:1

SUPERSEDED BY 5552726-3	SELF-TAPPING	SEE DETAIL B	552726-3
	SELF-TAPPING	SEE DETAIL A	552726-1
	TYPE OF MOUNTING	DESCRIPTION	PART NUMBER

THIS DRAWING IS A CONTROLLED DOCUMENT.		DL DRUMMOND 18 AUG 97	Tyco Electronics Corporation Harrisburg, PA 17105-3608	
DIMENSIONS: mm [INCHES]		DL DRUMMOND 25 AUG 97	NAME: R. FLAHERTY	
TOLERANCES UNLESS OTHERWISE SPECIFIED:		APVD	PRODUCT SPEC	
0 PLC	± -	25 AUG 97	APPLICATION SPEC	
1 PLC	± -		SIZE	
2 PLC	± -		CAGE CODE	
3 PLC	± 0.13[.005]		DRAWING NO	
4 PLC	± -		RESTRICTED TO	
ANGLES	± -		WEIGHT	
MATERIAL	FINISH		A1 00779 552726	
			CUSTOMER DRAWING	
			SCALE 4:1 SHEET 1 OF 1 REV Z1	