| REVISIONS | | | | | |
|---|---|---|---|---|---|
| REV | ECO | DESCRIPTION | DATE | BY | APPR |
| B1 | - | RELEASED DRAWING | July-04-2014 | Ben | Tommy |
| B2 | - | MODIFY THE INSERT LETTER LOCATION | May-20-2016 | Ben | Tommy |
| B3 | - | ADAPT TO CHANGE OF WIRE DIAMETER | Dec-04-2019 | Ronald | Tommy |
| B4 | - | ADD KEY ICON | Feb-25-2021 | Flan | Tommy |

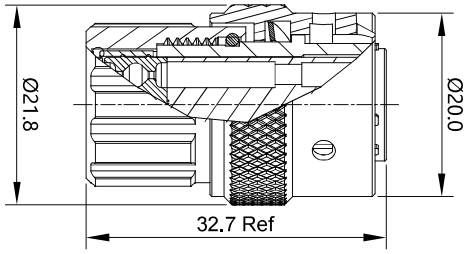


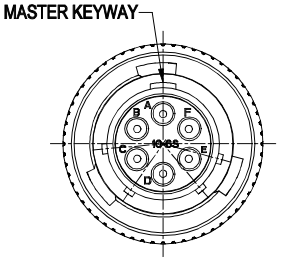


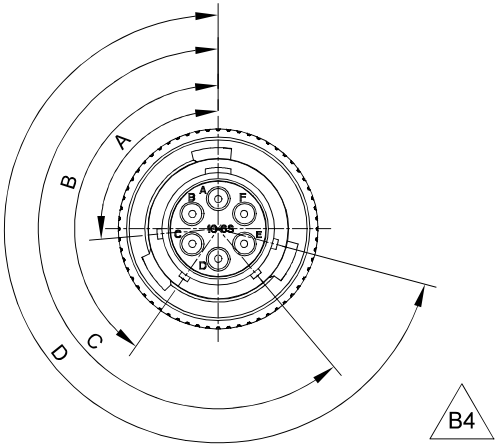


NOTES: (UNLESS OTHERWISE SPECIFIED)

1. MATERIAL:
   - SHELL: ZINC ALLOY, NICKEL PLATED.
   - INSERT: THERMOPLASTIC, UL94 V-0.
   - END CAP: THERMOPLASTIC, UL94 V-0.
   - COUPLING NUT: AL ALLOY, NICKEL PLATED.
   - WAVE WASHER: STAINLESS STEEL.
   - O-RING: NBR/SILICONE RUBBER.
   - WIRE SEAL: SILICONE RUBBER.
   - PLASTIC BUSHING: THERMOPLASTIC, UL94 V-0.
2. SPECIFICATIONS:
   - 2.1 RATED CURRENT:
     - 2.1.1 STAMPED CONTACT 5A (MAX).
     - 2.1.2 MACHINED CONTACT 7.5A(MAX).
   - 2.2 RATED VOLTAGE: 250V (AC/DC).
   - 2.3 OPERATING TEMPERATURE: SEE CHART.
   - 2.4 DIELECTRIC WITHSTANDING VOLTAGE: LESS THAN 2 MILLIAMPS CURRENT LEAKAGE@1500 VOLTS AC.
   - 2.5 INSULATION RESISTANCE: 5000 MEGOHMS MIN.
   - 2.6 IP--CLASS: IP67 (MATED CONDITION).
   - 2.7 MATING CYCLES DURABILITY: 500 CYCLES(MIN).
   - 2.8 RoHS COMPLIANT.
3. SUITABLE CONTACTS : 20# CONTACTS.
4. ALL DIMENSIONS ARE FOR REFERENCE USE ONLY.
5. CONTACT SIZE AND REAR SEAL WIRE RANGE:

| CONTACT SIZE | MIN. INSUL O.D. | MAX. INSUL O.D. |
|---|---|---|
| 20# | Ø1.4mm | Ø2.1mm |

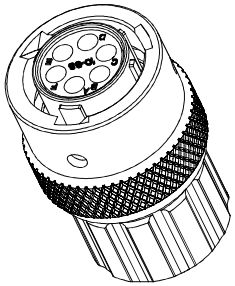

| KEY POS | PART NUMBER | | A | B | C | D |
|---|---|---|---|---|---|---|
| | -40°C ~ 105°C | -40°C ~ 125°C | | | | |
| N | RT0W6106SNHEC | RT0W6106SNHEC03 | 95° | 145° | 220° | 255° |
| W | RT0W6106SWHEC | RT0W6106SWHEC03 | 95° | 145° | 220° | 315° |
| X | RT0W6106SXHEC | RT0W6106SXHEC03 | 95° | 145° | 200° | 255° |
| Y | RT0W6106SYHEC | RT0W6106SYHEC03 | 95° | 135° | 220° | 255° |
| Z | RT0W6106SZHEC | RT0W6106SZHEC03 | 65° | 145° | 220° | 255° |

| QUANTITY | PART NUMBER | DESCRIPTION | ITEM |
|---|---|---|---|

MATERIALS LIST

UNLESS OTHERWISE SPECIFIED
1) All dimensions are in metric(mm).
2) Tolerances are as follows:
1 PL DEC ±0.30 | Fractions ±1/64
2 PL DEC ±0.15 | Angles ±1°
3 PL DEC ±0.08
3) Note reference = X

MATERIAL SPECIFICATIONS:

PROCESS SPECIFICATIONS:

NEXT ASSY:

| SIGNATURES | | DATE |
|---|---|---|
| DRAWN: | Flan | Feb-25-21 |
| CHECKED: | Blink | Feb-26-21 |
| ENGINEER: | | |
| APPROVAL: | Tommy | Feb-26-21 |
| CUSTOMER: | | |

THIS DRAWING IS SUPPLIED FOR INFORMATION ONLY. DESIGN FEATURES, SPECIFICATIONS AND PERFORMANCE DATA SHOWN HEREON ARE THE PROPERTY OF THE AMPHENOL CORPORATION. NO RIGHTS OF REPRODUCTION ARE IMPLIED. ALL DIMENSIONS ARE SUBJECT TO NORMAL MANUFACTURING VARIATIONS.

Amphenol
Sine Systems - www.amphenol-sine.com
44724 Morley Drive
Clinton Township, MI 48036

EcoMate RM, PLUG,
SIZE 10, 6POS,SOCKET,END CAP.

| SIZE | TYPE | DWG NO: | REVISION |
|---|---|---|---|
| B | C- | RT0W6106S*HEC* | B4 |

SCALE: NONE SHEET 1 OF 1

TITLE: ECOMATE, PLUG, SIZE 10, 6POS,SOCKET,END CAP.
DWG NO: RT0W6106S*HEC*
REV: B4
SH: 1
OF: 1