

PART NAME

PLASTIBOX (STYLE B)

PART No.

PWS-11291

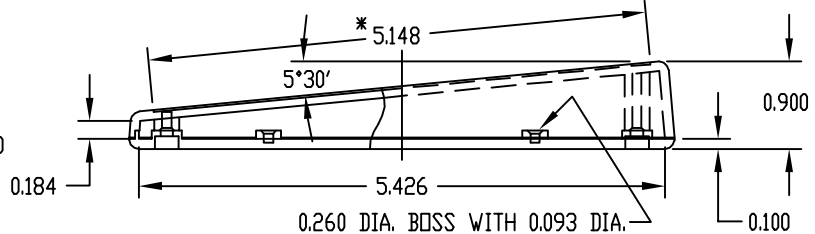
MATERIAL: HIGH-IMPACT ABS
COLOR: BLACK OR GRAY
FINISH: TEXTURED BODY WITH
SMOOTH TOP INSERT

TWO (2) #4 x 0.250" LG. SCREWS AND
TWO (2) #4 x 0.375 LG. SCREWS
SUPPLIED FOR ASSEMBLING TOP.

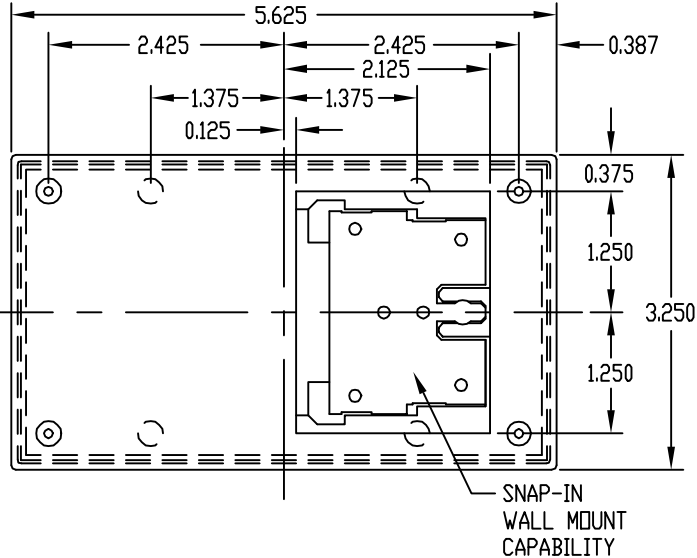
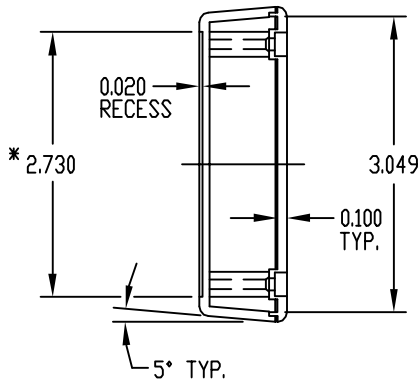
FOUR (4) #4 x 1/2 LG. FLAT HEAD
SCREWS SUPPLIED FOR WALL MOUNTING.

*-USABLE AREA ON COVER AVAILABLE
FOR CUSTOM MOLDING.

NOTE: ALL DIMENSIONS HAVE ±0.015 TOLERANCE
UNLESS OTHERWISE SPECIFIED.



0.260 DIA. BOSS WITH 0.093 DIA.
HOLE x 0.156 DEEP (4) PLACES
MOUNTING BOSSES USE EITHER M2.5 METRIC
OR #4 STD. SHEET METAL SCREWS
x 0.188" LG. (NOT SUPPLIED)



PART NAME

PLASTIBOX (STYLE B)

PART No.

PBS-11294

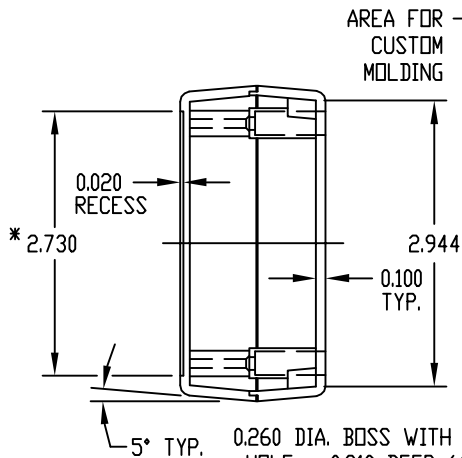
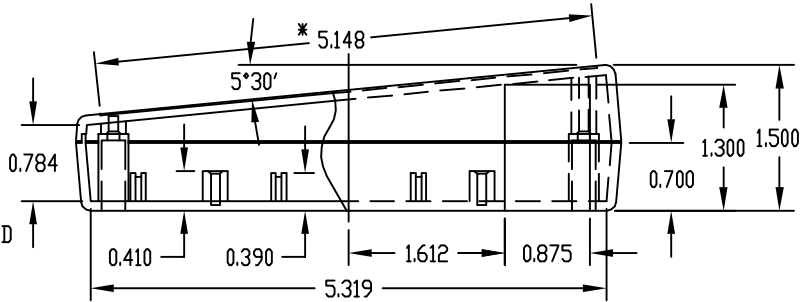
MATERIAL: HIGH-IMPACT ABS
COLOR: BLACK OR GRAY
FINISH: TEXTURED BODY WITH
SMOOTH TOP INSERT

TWO (2) #4 x 0.250" LG. SCREWS AND
TWO (2) #4 x 0.375 LG. SCREWS
SUPPLIED FOR ASSEMBLING TOP.

FOUR (4) NON-SKID PUSH-ON FEET SUPPLIED

*-USABLE AREA ON COVER ALSO
AVAILABLE FOR CUSTOM MOLDING.

NOTE: ALL DIMENSIONS HAVE ±0.015 TOLERANCE
UNLESS OTHERWISE SPECIFIED.



0.260 DIA. BOSS WITH 0.093 DIA.
HOLE x 0.310 DEEP (4) PLACES
MOUNTING BOSSES USE EITHER M2.5 METRIC
OR #4 STD. SHEET METAL SCREWS
x 0.250" LG. (NOT SUPPLIED)

