



ZVIOK 1,5

Order No.: 3006506



<http://eshop.phoenixcontact.de/phoenix/treeViewClick.do?UID=3006506>

Feed-through modular terminal block, Cross section: 0.14 mm² - 2.5 mm², AWG: 26 - 12, Connection type: Spring-cage connection, Width: 5.2 mm, Color: gray, Mounting type: NS 35/7.5, NS 35/15

Commercial data	
GTIN (EAN)	
sales group	A635
Pack	50 pcs.
Customs tariff	85369010
Catalog page information	Page 151 (CL-2005)

Product notes

WEEE/RoHS-compliant since:
11/08/2005



<http://www.download.phoenixcontact.com>
Please note that the data given here has been taken from the online catalog. For comprehensive information and data, please refer to the user documentation. The General Terms and Conditions of Use apply to Internet downloads.

Technical data	
General	
Number of levels	4
Number of connections	5
Color	gray
Insulating material	PA

Inflammability class acc. to UL 94	V0
------------------------------------	----

Dimensions

Width	5.2 mm
Length	90 mm
Height NS 35/7.5	48.5 mm
Height NS 35/15	56.5 mm

Technical data

Rated surge voltage	4 kV
Pollution degree	3
Surge voltage category	III
Insulating material group	I
Connection in acc. with standard	IEC / EN
Nominal current I_N	17.5 A
Nominal voltage U_N	250 V

Connection data

Conductor cross section solid min.	0.14 mm ²
Conductor cross section solid max.	2.5 mm ²
Conductor cross section stranded min.	0.14 mm ²
Conductor cross section stranded max.	1.5 mm ²
Conductor cross section AWG/kcmil min.	26
Conductor cross section AWG/kcmil max	12
Conductor cross section stranded, with ferrule without plastic sleeve min.	0.25 mm ²
Conductor cross section stranded, with ferrule without plastic sleeve max.	1.5 mm ²
Conductor cross section stranded, with ferrule with plastic sleeve min.	0.25 mm ²
Conductor cross section stranded, with ferrule with plastic sleeve max.	1.5 mm ²
Type of connection	Spring-cage connection
Stripping length	10 mm

Certificates / Approvals

Certification

CUL, UL

Accessories

Item	Designation	Description
------	-------------	-------------

Assembly

3022218	CLIPFIX 35	Snap-on end bracket, for 35 mm NS 35/7.5 or NS 35/15 DIN rail, can be fitted with Zack strip ZB 8 and ZB 8/27, terminal strip marker KLM 2 and KLM, width: 9.5 mm, color: gray
3006603	D-ZVIOK 1,5	End cover, Length: 90 mm, Width: 2 mm, Color: gray
1201413	E/UK 1	End clamps, for supporting the ends of double-level and three-level terminal blocks, width: 10 mm, color: gray
0801762	NS 35/ 7,5 CU UNPERF 2000MM	DIN rail, material: Copper, unperforated, height 7.5 mm, width 35 mm, length: 2 m
0801733	NS 35/ 7,5 PERF 2000MM	DIN rail, material: Steel, galvanized and passivated with a thick layer, perforated, height 7.5 mm, width 35 mm, length: 2 m
0801681	NS 35/ 7,5 UNPERF 2000MM	DIN rail, material: Steel, unperforated, height 7.5 mm, width 35 mm, length: 2 m
1201756	NS 35/15 AL UNPERF 2000MM	DIN rail, deep-drawn, high profile, unperforated, 1.5 mm thick, material: Aluminum, height 15 mm, width 35 mm, length 2 m
1201895	NS 35/15 CU UNPERF 2000MM	DIN rail, material: Copper, unperforated, 1.5 mm thick, height 15 mm, width 35 mm, length: 2 m
1201730	NS 35/15 PERF 2000MM	DIN rail, material: Steel, perforated, height 15 mm, width 35 mm, length: 2 m
1201714	NS 35/15 UNPERF 2000MM	DIN rail, material: Steel, unperforated, height 15 mm, width 35 mm, length: 2 m
1201798	NS 35/15-2,3 UNPERF 2000MM	DIN rail, material: Steel, unperforated, 2.3 mm thick, height 15 mm, width 35 mm, length: 2 m
2770215	TS-KK 3	Separating plate, Length: 14 mm, Height: 16 mm, Color: gray

Bridges

3000227	FBRI 2-5 N	Fixed bridge, Number of positions: 2, Color: silver
3000201	FBRI 3-5 N	Fixed bridge, Number of positions: 3, Color: silver
2770642	FBRI 10-5 N	Fixed bridge, Number of positions: 10, Color: silver
3000434	FBRI 12-5 N	Fixed bridge, Number of positions: 12, Color: aluminum
3000476	FBRI 16-5 N	Fixed bridge, Number of positions: 16, Color: aluminum
3000515	FBRI 20-5 N	Fixed bridge, Number of positions: 20, Color: aluminum
3006823	FBRI 40-5 N	Fixed bridge, Number of positions: 40, Color: aluminum
3025066	FBST 2-5	Plug-in bridge, Number of positions: 2, Color: red

3025079	FBST 3-5	Plug-in bridge, Number of positions: 3, Color: red
3025147	FBST 10-5	Plug-in bridge, Number of positions: 10, Color: gray
3006548	FBSTB 10-ZDIK BU	Plug-in bridge, Number of positions: 10, Color: blue
3006771	FBSTB 10-ZDIK GNYE	Plug-in bridge, Number of positions: 10, Color: green-yellow
3006535	FBSTB 10-ZDIK GY	Plug-in bridge, Number of positions: 10, Color: gray
3006551	FBSTB 10-ZDIK RD	Plug-in bridge, Number of positions: 10, Color: red
3006577	FBSTB 80-ZDIK BU	Plug-in bridge, Number of positions: 80, Color: blue
3006768	FBSTB 80-ZDIK GNYE	Plug-in bridge, Number of positions: 80, Color: green-yellow
3006564	FBSTB 80-ZDIK GY	Plug-in bridge, Number of positions: 80, Color: green
3006580	FBSTB 80-ZDIK RD	Plug-in bridge, Number of positions: 80, Color: red

Marking

3024643	FBSTB 2-5	Plug-in bridge, Number of positions: 2, Color: red
3024656	FBSTB 3-5	Cross connector/bridge, Number of positions: 3, Color: red
3024724	FBSTB 10-5	Plug-in bridge, Number of positions: 10, Color: red
0803647	ZBFM 5:SO/CMS	Special printing, Zack marker sheet, flat, 120-section, divisible, marking according to customer requirements

Plug/Adapter

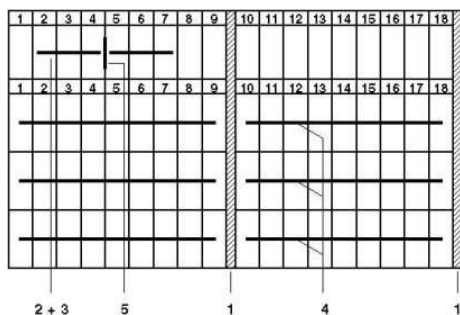
3206131	ISH 1,5/0,2	Insulation stop sleeve, Color: white
3031034	ISH 1,5/0,5	Insulation stop sleeve, Color: gray

Tools

1204517	SZF 1-0,6X3,5	Actuation tool, for ST terminal blocks, also suitable for use as a bladed screwdriver, size: 0.6 x 3.5 x 100 mm, 2-component grip, with non-slip grip
---------	---------------	---

Diagrams/Drawings

Circuit diagram



- 1 = cover
- 2 = fixed bridge
- 3 = plug-in bridge, for cross connections with fixed crimped rolls
- 4 = plug-in bridge
- 5 = separating plate

ZVIOK 1,5 Order No.: 3006506

<http://eshop.phoenixcontact.de/phoenix/treeViewClick.do?UID=3006506>

Address

PHOENIX CONTACT Deutschland GmbH
Flachmarktstr. 8
32825 Blomberg, Germany
Phone +49 5235 3 12000
Fax +49 5235 3 41200
<http://www.phoenixcontact.de>



© 2011 Phoenix Contact
Technical modifications reserved;