

172782-5 ✓ ACTIVE

AMP-IN

TE Internal #: 172782-5

Connector Contact, Pin, Wire-to-Wire / Wire-to-Board, 26 – 22

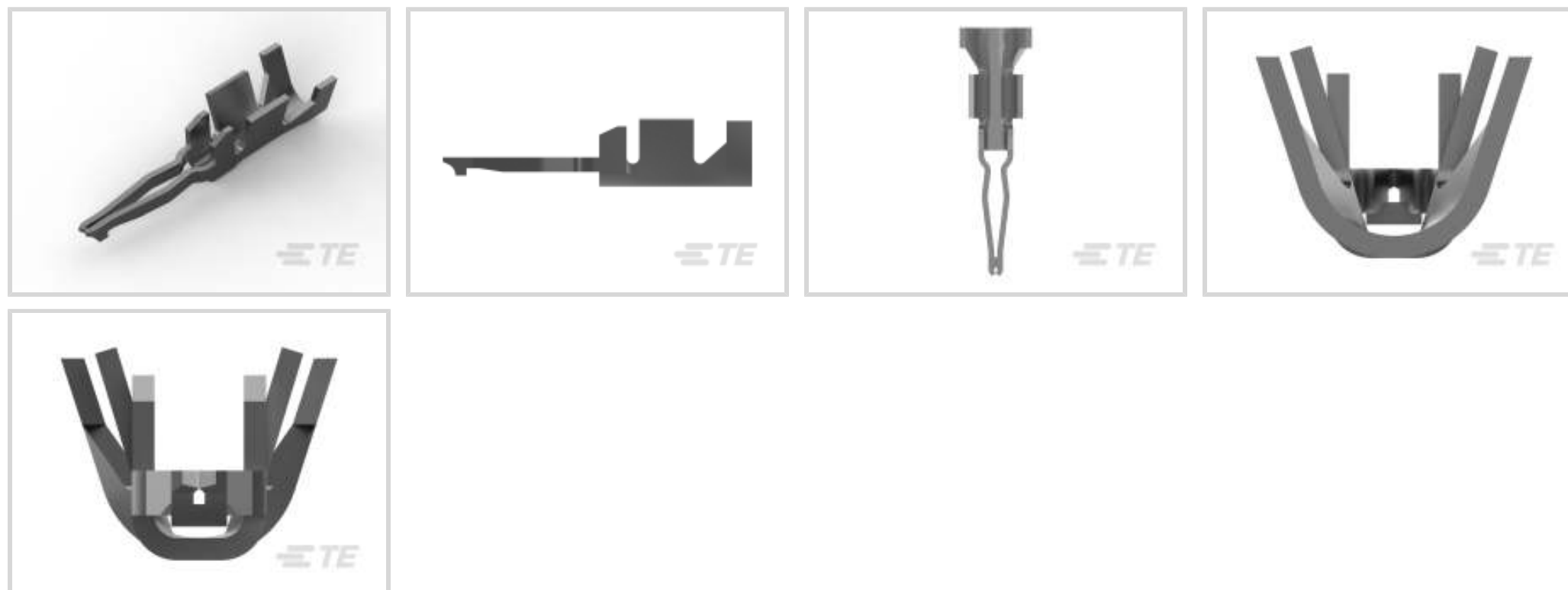
AWG Wire Size, .12 – .4 mm<sup>2</sup> Wire Size, Tin, Strip, Wire & Cable, 4

A / 2.5 A, Signal

[View on TE.com >](#)



Connectors > PCB Connectors > Wire-to-Board Connectors > Wire-to-Board Connector Contacts



Contact Type: Pin

Connector System: Wire-to-Board, Wire-to-Wire

Wire Size: .12 – .4 mm<sup>2</sup>

Contact Mating Area Plating Material: Tin

### Features

#### Product Type Features

Connector System	Wire-to-Board, Wire-to-Wire
Connector & Contact Terminates To	Wire & Cable

#### Electrical Characteristics

Insulation Resistance	1000 MΩ
-----------------------	---------

#### Contact Features

Mating Tab Width	.5 mm[.02 in]
Wire Contact Termination Area Plating Thickness	2 μm
Wire Contact Termination Area Plating Material	Tin
Contact Mating Area Plating Material Thickness	2 μm
Contact Base Material	Brass
Contact Type	Pin
Contact Mating Area Plating Material	Tin
Contact Current Rating (Max)	2.5 A, 4 A

#### Termination Features

--	--

Termination Method to Wire & Cable	Crimp
------------------------------------	-------

### Mechanical Attachment

Wire Insulation Support	With
Connector Mounting Type	Cable Mount (Free-Hanging)

### Dimensions

Compatible Insulation Diameter Range	1.4 – 1.5 mm [.055 – .059 in]
Wire Size	.12 – .4 mm <sup>2</sup>

### Usage Conditions

Operating Temperature Range	-40 – 105 °C [-40 – 221 °F]
-----------------------------	-----------------------------

### Operation/Application

Circuit Application	Signal
---------------------	--------

### Packaging Features

Packaging Quantity	20000
Packaging Method	Strip

### Other

Connector Contacts Comment	Machine applied applicator required.
----------------------------	--------------------------------------

## Product Compliance

[For compliance documentation, visit the product page on TE.com>](#)







EU RoHS Directive 2011/65/EU	Compliant
EU ELV Directive 2000/53/EC	Compliant
China RoHS 2 Directive MIIT Order No 32, 2016	No Restricted Materials Above Threshold
EU REACH Regulation (EC) No. 1907/2006	Current ECHA Candidate List: JUNE 2023 (235) Candidate List Declared Against: JUNE 2023 (235) Does not contain REACH SVHC
Halogen Content	Low Halogen - Br, Cl, F, I < 900 ppm per homogenous material. Also BFR/CFR/PVC Free
Solder Process Capability	Wave solder capable to 265°C

#### Product Compliance Disclaimer

This information is provided based on reasonable inquiry of our suppliers and represents our current actual knowledge based on the information they provided. This information is subject to change. The part numbers that TE has identified as EU RoHS compliant have a maximum concentration of 0.1% by weight in homogenous materials for lead, hexavalent

chromium, mercury, PBB, PBDE, DBP, BBP, DEHP, DIBP, and 0.01% for cadmium, or qualify for an exemption to these limits as defined in the Annexes of Directive 2011/65/EU (RoHS2). Finished electrical and electronic equipment products will be CE marked as required by Directive 2011/65/EU. Components may not be CE marked. Additionally, the part numbers that TE has identified as EU ELV compliant have a maximum concentration of 0.1% by weight in homogenous materials for lead, hexavalent chromium, and mercury, and 0.01% for cadmium, or qualify for an exemption to these limits as defined in the Annexes of Directive 2000/53/EC (ELV). Regarding the REACH Regulation, the information TE provides on SVHC in articles for this part number is based on the latest European Chemicals Agency (ECHA) 'Guidance on requirements for substances in articles' posted at this URL: <https://echa.europa.eu/guidance-documents/guidance-on-reach>

## Compatible Parts

 <p>TE Part # 172520-5 5P 2.5MM MINI AMP-IN HDR HSG</p>	 <p>TE Part # 172520-6 6P 2.5MM MINI AMP-IN HDR HSG</p>	 <p>TE Part # 172520-4 LOW PRO MINI AMP-IN HDR 4P</p>	 <p>TE Part # 1-172520-0 10P 2.5MM MINI AMP-IN HDR HSG</p>
 <p>TE Part # 2305570-1 Strip Terminal Cutter-Side Feed-No Crimp</p>	 <p>TE Part # 172520-3 LOW PRO MINI AMP-IN HDR 3P</p>	 <p>TE Part # 172520-8 8P 2.5MM MINI AMP-IN HDR HSG</p>	 <p>TE Part # 172520-2 2P 2.5MM MINI AMP-IN HDR HSG</p>
 <p>TE Part # 172520-9 9P 2.5MM MINI AMP-IN HDR HSG</p>	 <p>TE Part # 172890-5 5P 2MM MINI AMP-IN HDR HSG</p>	 <p>TE Part # 172890-8 8P 2MM MINI AMP-IN HDR HSG</p>	 <p>TE Part # 172520-7 7P 2.5MM MINI AMP-IN HDR HSG</p>
 <p>TE Part # 1-172520-1 LOW PRO AMPIN 11P</p>	 <p>TE Part # 1-172520-3 LOW PRO MINI AMP-IN HDR 13P</p>	 <p>TE Part # 1-172520-4 LOW PRO MINI AMP-IN HDR 14P</p>	 <p>TE Part # 1-172890-2 12P 2MM MINI AMP-IN HDR HSG</p>



## Customers Also Bought



## Documents

### Product Drawings

#### LOW PROFILE MINI AMP-IN

English

### CAD Files

#### 3D PDF

3D

#### Customer View Model

[ENG\\_CVM\\_CVM\\_172782-5\\_N.2d\\_dxf.zip](#)

English

#### Customer View Model

[ENG\\_CVM\\_CVM\\_172782-5\\_N.3d\\_igs.zip](#)

English

#### Customer View Model

[ENG\\_CVM\\_CVM\\_172782-5\\_N.3d\\_stp.zip](#)

English

By downloading the CAD file I accept and agree to the [Terms and Conditions](#) of use.



## Datasheets & Catalog Pages

### PRINTED CIRCUIT BOARD TERMINALS AND DISCONNECTS

English

---

## Product Specifications

### Crimping of Low Profile, Mini AMP-IN\* Terminals

Japanese

## Application Specification

Japanese

---

## Product Environmental Compliance

### Product Compliance Document

English

### Product Compliance Document

English