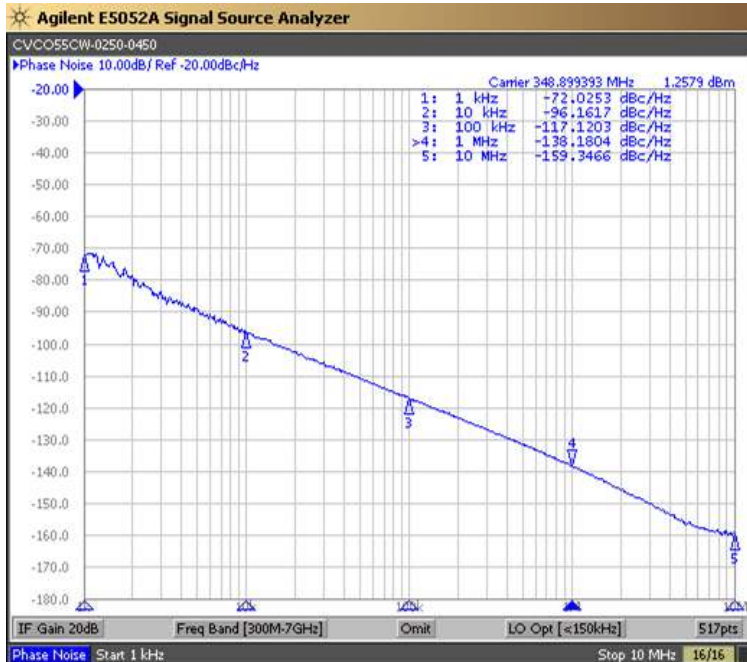
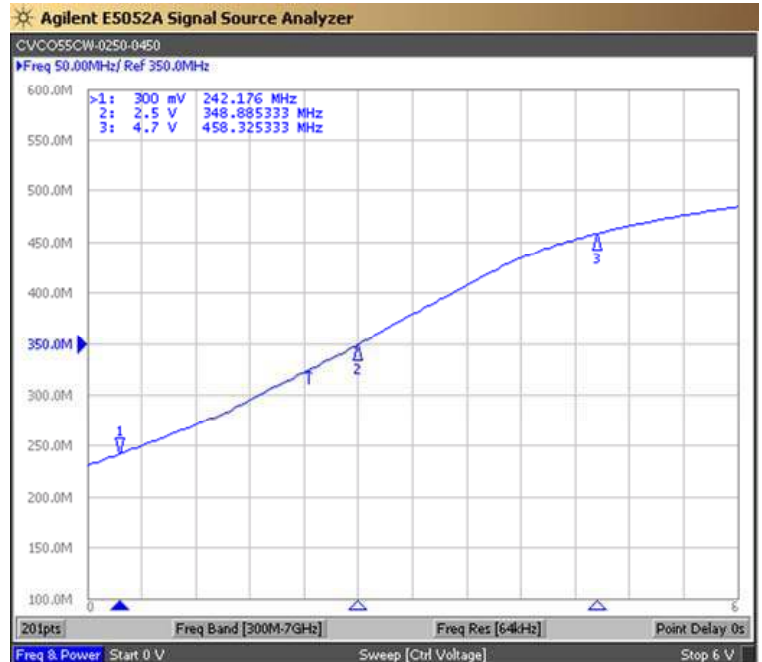


PERFORMANCE SPECIFICATION	MIN	TYP	MAX	UNITS
Lower Frequency:			250	MHz
Upper Frequency:	450			MHz
Tuning Voltage:	0.3		4.7	VDC
Supply Voltage:	4.75	5.0	5.25	VDC
Output Power:	-3.5	0	+3.5	dBm
Supply Current:		12		mA
Harmonic Suppression (2 <sup>nd</sup> Harmonic):		-10		dBc
Pushing:		8.0		MHz/V
Pulling, all Phases:		5.0		MHz pk-pk
Tuning Sensitivity:		50		MHz/V
Phase Noise @ 10kHz offset:		-96		dBc/Hz
Phase Noise @ 100kHz offset:		-117		dBc/Hz
Load Impedance:		50		$\Omega$
Input Capacitance:			100	pF
Operating Temperature Range:	-40		+85	$^{\circ}$ C
Storage Temperature Range:	-45		+90	$^{\circ}$ C

Phase Noise (1 Hz BW, Typical)



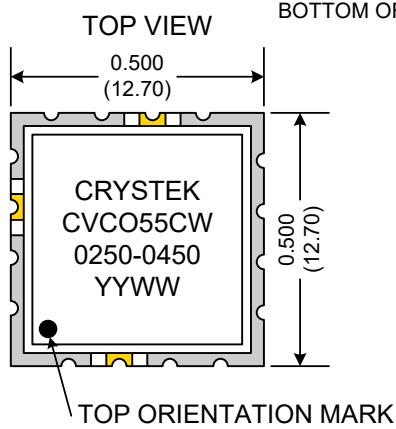
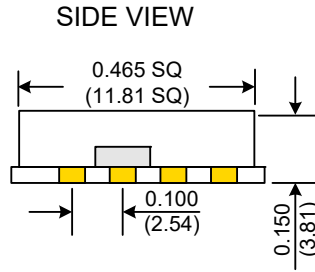
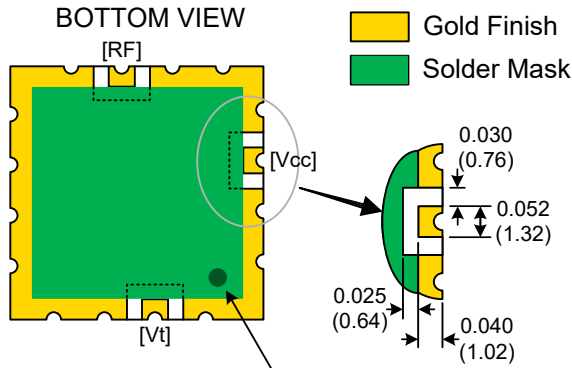
Tuning Curve (Typical)



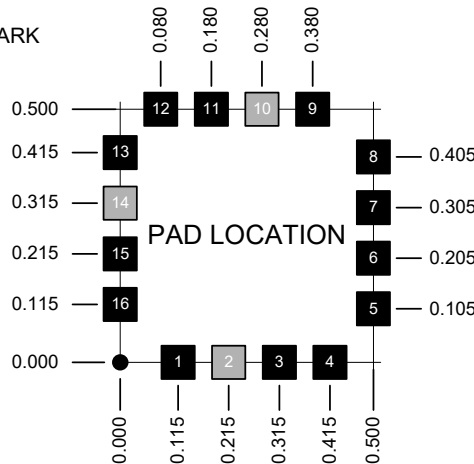
**Product Control:**

Crystek Part Number:	CVCO55CW-0250-0450	Release Date:	27-Feb-2018
Revision Level:	H	Responsible:	C. Vales





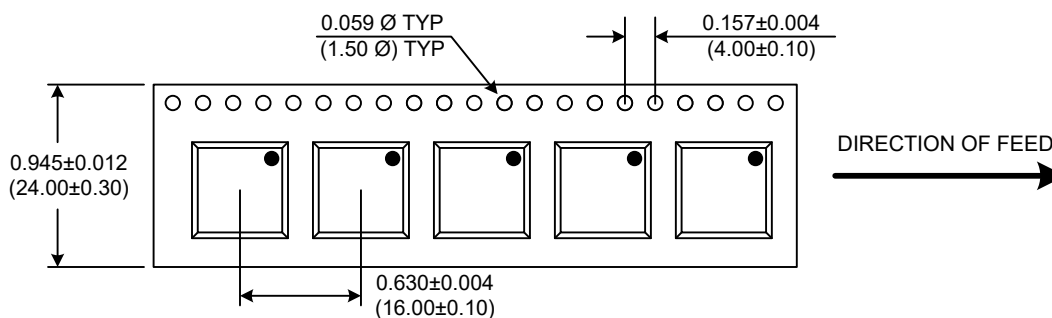
**BOTTOM ORIENTATION MARK**



Pad	Connection
2	Vt
10	RF-OUTPUT
14	Vcc
Others	GROUND

- Unless otherwise specified, Dimensions are in:  $\frac{IN}{(mm)}$
- Pad Location Dimensions are in: Inches

**TAPE AND REEL**



Drawing not to scale

**Product Control:**

Crystek Part Number:	CVCO55CW-0250-0450	Release Date:	27-Feb-2018
Revision Level:	H	Responsible:	C. Vales

Specification is subject to change without notice

Page 2 of 2