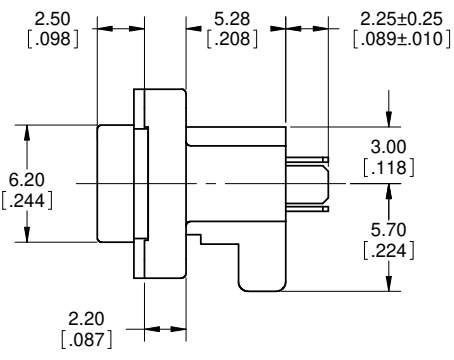
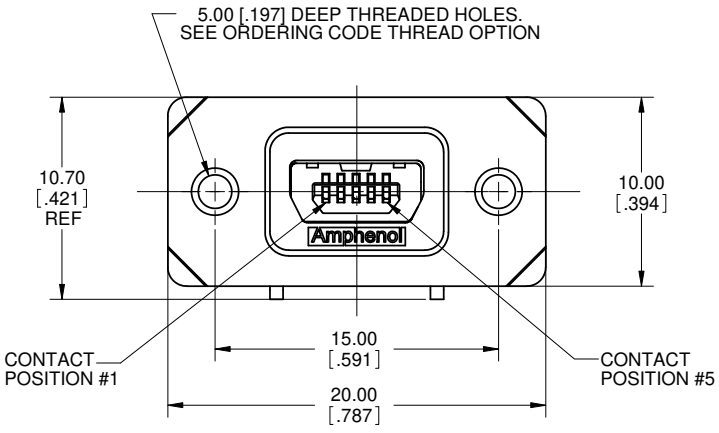


REVISIONS			
REV	DESCRIPTION, EGN, EAR NO.	DATE	APP'D
B	PRODUCT DRAWING (EAR 13750)	MAR21/11	K.L.
C	PRODUCT DRAWING (EAR 14052)	FEB14/12	K.L.



**ORDERING CODE: MUSB-E551-XX**

SERIES, RUGGED USB \_\_\_\_\_

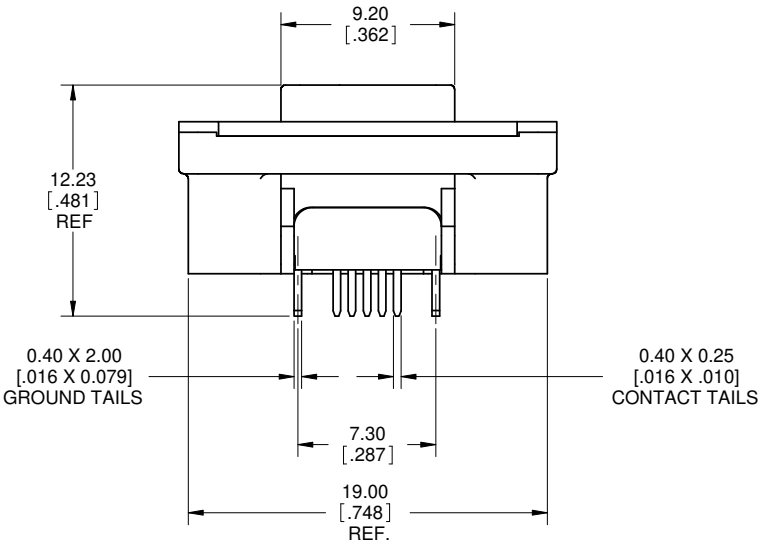
USB 'MINI-AB' RECEPTACLE, SINGLE PORT, VERTICAL PCB TAILS \_\_\_\_\_

THREAD OPTION \_\_\_\_\_  
 0=#2-56 UNC THREAD  
 N=M2.5 X 0.45 THREAD (AMPHENOL STANDARD)  
 Q=M2 X 0.4 THREAD (AMPHENOL SPECIAL)

DUST COVER OPTION \_\_\_\_\_  
 0=NO DUST COVER SUPPLIED  
 1=WITH GREY DUST COVER SUPPLIED  
 4=NO DUST COVER SUPPLIED  
 5=WITH BLACK DUST COVER SUPPLIED

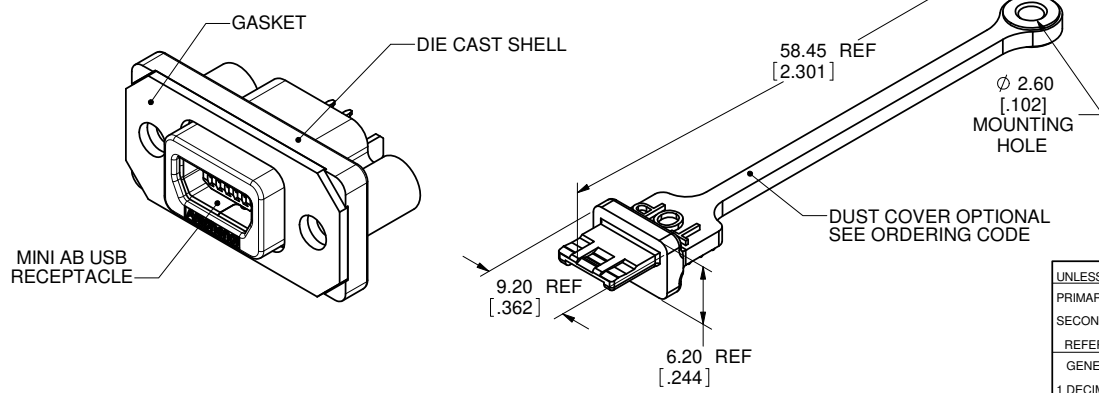
NOTE: THERE IS NO DIFFERENCE BETWEEN DUST COVER OPTIONS '0' AND '4'

**SPECIAL CONNECTORS:**  
 MANY UNIQUE FEATURES ARE READILY AVAILABLE TO SUIT CUSTOMER REQUIREMENTS. CONSULT WITH AMPHENOL CANADA FOR DETAILS.



**NOTES:**

- MATERIAL: ALL MATERIALS ARE RoHS COMPLIANT PER EU DIRECTIVE 2002/95/EC AND AMENDMENTS
  - OUTER SHELL: DIE CAST ZINC ALLOY, NICKEL PLATED
  - CONTACTS: PHOSPHOR BRONZE, PLATED WITH 0.76 MICRONS [30u"] GOLD OVER 1.27 MICRONS [50u"] MINIMUM NICKEL ON THE MATING AREA WITH GOLD FLASH OVER NICKEL ON THE TAILS.
  - USB HOUSING: ENGINEERING THERMOPLASTIC, FLAMMABILITY RATING UL94V-0, BLACK.
  - USB SHELL: COPPER ALLOY, NICKEL PLATED
  - GASKET: PORON WITH ADHESIVE BACKING.
  - DUST COVER: SILICONE RUBBER WITH NICKEL PLATED COPPER ALLOY BUSHING.
- ENVIRONMENTAL PERFORMANCE PER IEC 60529 CODE IP67 FOR SEAL BETWEEN MATING AREA AND PCB SIDE OF CONNECTOR. GASKET PROVIDES SEAL TO INSIDE FACE OF ENCLOSURE PANEL. AVAILABLE DUST COVER PROVIDES ADDED PROTECTION. SEE SHEET 2 FOR APPLICATION VIEW.
- CURRENT RATING: 1 AMPERE.
- CONTACT RESISTANCE: 50 MILLIOHMS MAXIMUM.
- OPERATING TEMPERATURE: -40°C TO +105°C.
- DUST COVERS MAY BE ORDERED SEPARATELY. SPECIFY
  - MUSB-2E151-005BP FOR GREY DUST COVER
  - MUSB-2E151-015BP FOR BLACK DUST COVER
- RECOMMENDED TORQUE FOR PANEL MOUNT SCREWS: 0.23 TO 0.34 N.m (2.00 TO 3.00 IN-LBS) FOR SCREWS WITH 2.50mm (.098") THREAD ENGAGEMENT.
- RECOMMENDED ENCLOSURE PANEL: 1.20 TO 2.50mm (.047 TO .098") THICK.



UNLESS SPECIFIED OTHERWISE	DRAWN	H.KIM	FEB20/09
PRIMARY UNITS MILLIMETERS	CHECKED		
SECONDARY INCHES	M.E. APP'D		
REFERENCE IN PARENTHESES	Q.A. APP'D		
GENERAL TOLERANCES	DWG APPR.	K.LAMBIE	FEB20/09
1 DECIMAL PLACE	ENG. REL. NO.		
2 DECIMAL PLACES ±0.15	REF.	EAR 13476	
3 DECIMAL PLACES	THIRD ANGLE PROJECTION		
ANGULAR DEGREES	DO NOT SCALE DRAWING		

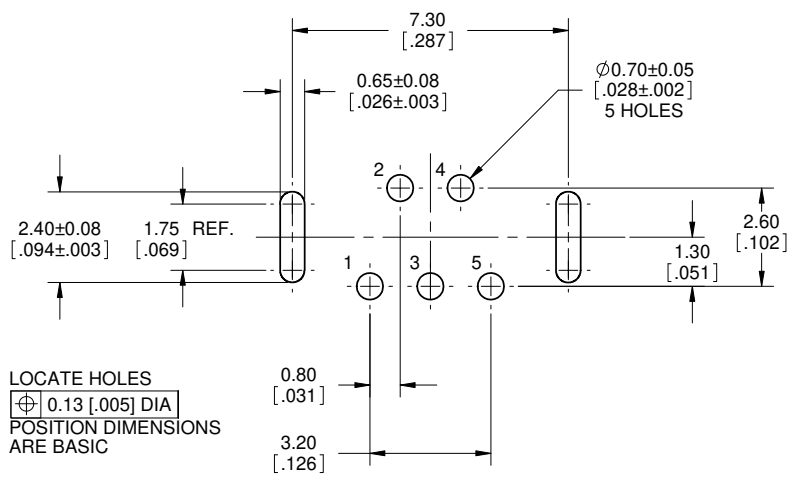
**Amphenol Canada Corp.**  
[www.amphenolcanada.com](http://www.amphenolcanada.com)

**MUSB SERIES RUGGED MINI-AB USB RECEPTACLE, VERTICAL MOUNT, PCB TAIL, RoHS COMPLIANT**

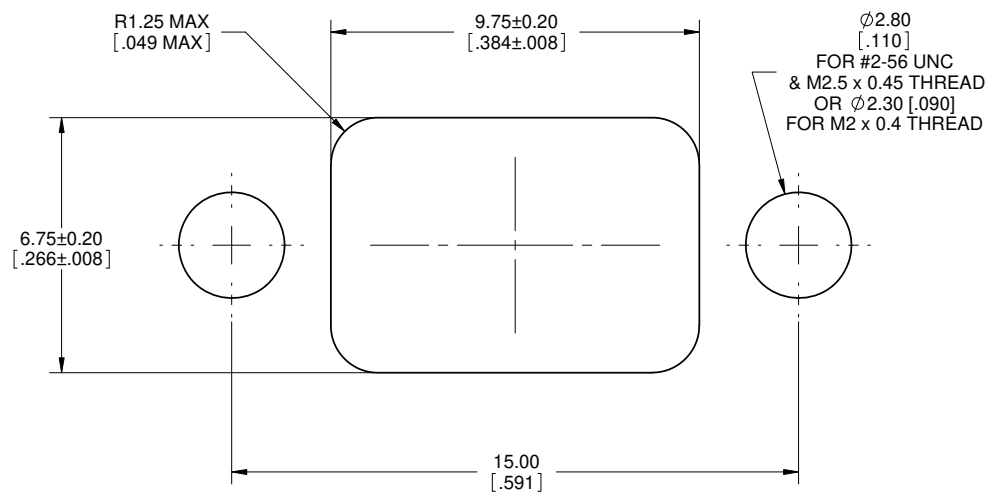
DWG. NO. **P-MUSB-E551-XX** REV **C**

CODE ID NO. 03554 DWG SIZE: C SCALE: 5:1 SHEET 1 OF 2

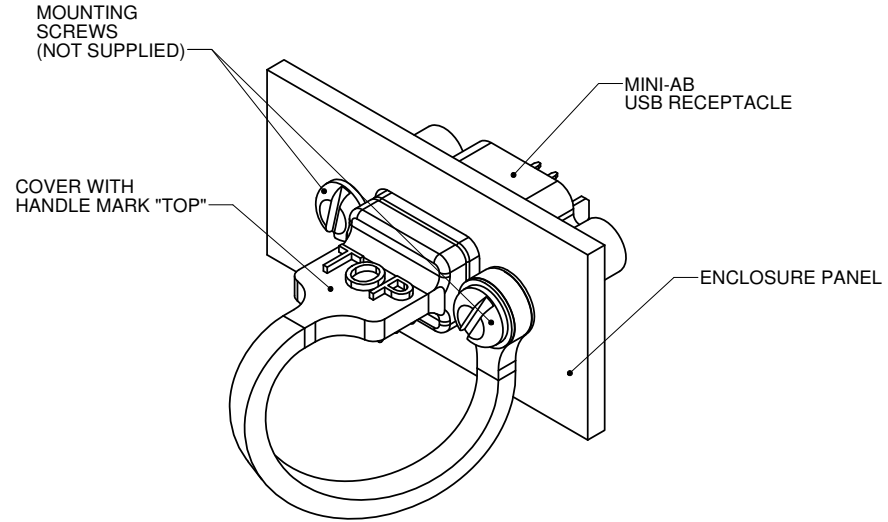
REVISIONS			
REV	DESCRIPTION, ECG, EAR NO.	DATE	APP'D
B	PRODUCT DRAWING (EAR 13750)	MAR21/11	K.L.
C	PRODUCT DRAWING (EAR 14052)	FEB14/12	K.L.



**RECOMMENDED P.C.B. LAYOUT**  
COMPONENT SIDE OF BOARD



**RECOMMENDED PANEL CUTOUT**



**DUST COVER APPLICATION**



THIS DOCUMENT CONTAINS PROPRIETARY INFORMATION AND SUCH INFORMATION MAY NOT BE DISCLOSED TO OTHERS FOR ANY PURPOSE OR USED FOR MANUFACTURING PURPOSES WITHOUT WRITTEN PERMISSION FROM AMPHENOL CANADA CORP.

UNLESS SPECIFIED OTHERWISE	DRAWN	H.KIM	FEB20/09	<b>Amphenol Canada Corp.</b> <a href="http://www.amphenolcanada.com">www.amphenolcanada.com</a> <b>MUSB SERIES RUGGED MINI-AB USB RECEPTACLE, VERTICAL MOUNT, PCB TAIL, RoHS COMPLIANT</b>
PRIMARY UNITS MILLIMETERS	CHECKED			
SECONDARY INCHES	M.E. APP'D			
REFERENCE IN PARENTHESES	Q.A. APP'D			
GENERAL TOLERANCES	DWG APPR.	K.LAMBIE	FEB20/09	
1 DECIMAL PLACE	ENG. REL. NO.			
2 DECIMAL PLACES ±0.15	REF.	EAR 13476		DWG. NO.
3 DECIMAL PLACES	THIRD ANGLE PROJECTION			<b>P-MUSB-E551-XX</b>
ANGULAR DEGREES	DO NOT SCALE DRAWING			REV <b>C</b>
				CODE ID NO. 03554   DWG SIZE: C   SCALE: 5:1   SHEET 2 OF 2