



AMP | AMP Type III+

TE Internal #: 163084-2

Power Contacts, Contact, Gold, 18 – 15 AWG Wire Size, .75 – 1.5 mm² Wire Size, Wire & Cable, Crimp, Power & Signal, Socket, AMP Type III+

[View on TE.com >](#)

Connectors > Power Connectors > Power Contacts > Pin and Socket Contacts, Type III, LP EMEA



Power Contact Type: **Contact**

Contact Mating Area Plating Material: **Gold**

Wire Size: **.75 – 1.5 mm²**

Connector & Contact Terminates To: **Wire & Cable**

[All Pin and Socket Contacts, Type III, LP EMEA \(27\)](#)

Features

Product Type Features

Compatible With Discrete Wire Type	Stranded
Power Contact Type	Contact
Connector & Contact Terminates To	Wire & Cable

Contact Features

Contact Size	Size 16
Contact Mating Area Plating Material	Gold
Contact Current Rating (Max)	13 A
Contact Type	Socket
Contact Retention Within Housing	With
Mating Pin Diameter	1.57 mm[.062 in]
Contact Base Material	Brass
Contact Mating Area Plating Material Thickness	.76 μm[30 μin]
Contact Mating Area Plating Material Finish	Bright



Wire Contact Termination Area Plating Thickness	.076 μm[3 μin]
---	----------------

Wire Contact Termination Area Plating Material	Gold Flash
--	------------

Wire Contact Termination Area Plating Material Finish	Bright
---	--------

Contact Orientation	Straight
---------------------	----------

Contact Underplating Material	Nickel
-------------------------------	--------

Contact Underplating Material Thickness	1.27 μm[50 μin]
---	-----------------

Termination Features

Termination Method to Wire & Cable	Crimp
------------------------------------	-------

Mechanical Attachment

Wire Insulation Support	With
-------------------------	------

Dimensions

Wire Size	.75 – 1.5 mm ²
-----------	---------------------------

Compatible Insulation Diameter Range	2.01 – 2.49 mm[.079 – .098 in]
--------------------------------------	--------------------------------

Usage Conditions

Operating Temperature Range	-55 – 150 °C[-67 – 302 °F]
-----------------------------	----------------------------

Operation/Application

Circuit Application	Power & Signal
---------------------	----------------

Packaging Features

Packaging Quantity	200
--------------------	-----

Packaging Method	Bag
------------------	-----

Product Compliance

[For compliance documentation, visit the product page on TE.com>](#)

EU RoHS Directive 2011/65/EU	Compliant
------------------------------	-----------

EU ELV Directive 2000/53/EC	Compliant
-----------------------------	-----------

China RoHS 2 Directive MIIT Order No 32, 2016	No Restricted Materials Above Threshold
---	---

EU REACH Regulation (EC) No. 1907/2006	Current ECHA Candidate List: JUNE 2023 (235) Candidate List Declared Against: JUNE 2023 (235) Does not contain REACH SVHC
--	---

Halogen Content	Low Halogen - Br, Cl, F, I < 900 ppm per homogenous material. Also BFR/CFR/PVC Free
-----------------	---

Solder Process Capability

Not applicable for solder process capability

Product Compliance Disclaimer

This information is provided based on reasonable inquiry of our suppliers and represents our current actual knowledge based on the information they provided. This information is subject to change. The part numbers that TE has identified as EU RoHS compliant have a maximum concentration of 0.1% by weight in homogenous materials for lead, hexavalent chromium, mercury, PBB, PBDE, DBP, BBP, DEHP, DIBP, and 0.01% for cadmium, or qualify for an exemption to these limits as defined in the Annexes of Directive 2011/65/EU (RoHS2). Finished electrical and electronic equipment products will be CE marked as required by Directive 2011/65/EU. Components may not be CE marked. Additionally, the part numbers that TE has identified as EU ELV compliant have a maximum concentration of 0.1% by weight in homogenous materials for lead, hexavalent chromium, and mercury, and 0.01% for cadmium, or qualify for an exemption to these limits as defined in the Annexes of Directive 2000/53/EC (ELV). Regarding the REACH Regulation, the information TE provides on SVHC in articles for this part number is based on the latest European Chemicals Agency (ECHA) 'Guidance on requirements for substances in articles' posted at this URL: <https://echa.europa.eu/guidance-documents/guidance-on-reach>

Compatible Parts




TE Part # 58495-2
PROCRIMPER DIE ASSY MULTIMATE



TE Part # 91505-1
CCII TYPE III+ 24-16 ASSY



TE Part # 200893-2
INSERTION TOOL CONT



TE Part # 58495-1
PRO CRIMPER ASSY MULTIMATE



TE Part # 91523-1
CCII TYPE III+ PIN SKT 24-16 ASSY



TE Part # 539972-1
EXTRACTION TOOL



TE Part # 305183
EXTRACT TOOL TYPE 2 20-16



TE Part # 2063487-1
SDE TYPE III+ 0.2-2.5mm² ASSY



TE Part # 2063487-2
SDE TYPE III+ 0.2-2.5mm² DIE SET



TE Part # 539668-2
MATRIZE TYPE 3+



TE Part # 169422-1
MINI CERTI-LOK III+

Also in the Series | **AMP Type III+**

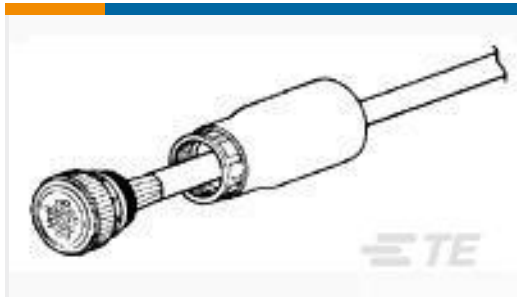
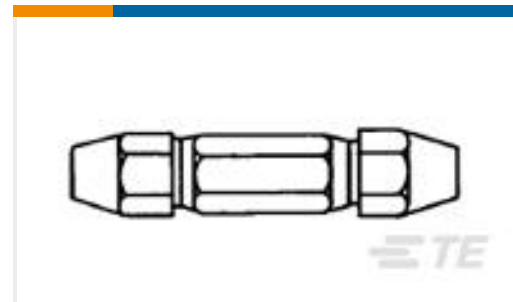


Insertion & Extraction Tools(4)



Power Contacts(409)

Customers Also Bought

TE Part #54012-1
CPC STRAIN RELIEF,SIZE 23TE Part #5-1879075-1
THS25 3K3 5%TE Part #926895-7
UNIVERSAL M-N-L SOCKETTE Part #9-1768016-7
CSL-14033P-9TE Part #5054302018
RNF-100-1-8-STKTE Part #207600-1
METRIMATE,STR REL KIT,6PTE Part #2-330495-1
CLIP T-PT 031 X 062 SN 24 AWGTE Part #2226744-6
KIT, PIN, SNAP-LUG, BLUE, 3/8
THREADTE Part #3-1768034-2
LEB-3460P-8A

Documents

Product Drawings
062 SOC.ASS. TYP3+

English

CAD Files

3D PDF

3D

Customer View Model

ENG_CVM_CVM_163084-2_AY.2d_dxf.zip



English

Customer View Model

[ENG_CVM_CVM_163084-2_AY.3d_igs.zip](#)

English

Customer View Model

[ENG_CVM_CVM_163084-2_AY.3d_stp.zip](#)

English

By downloading the CAD file I accept and agree to the [Terms and Conditions](#) of use.

Product Specifications

[Product Specification](#)

English

Product Environmental Compliance

[Product Compliance](#)

English

[Product Compliance](#)

English