



EP13 Transformer

AEP13-4581



- Operating temperature range: -40°C to +125°C
- EP13 SMD Package
- Reflow Condition: T<sub>p</sub> is 250°C +0/-5°C for 30 Sec  
(Refer to IPC/JEDEC J-STD-20 Standard)

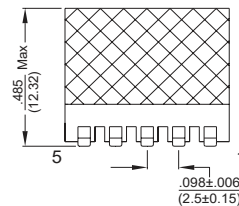
Electrical Specifications @25°C			
Inductance @ 100KHz, 1.0V (5-3)	Leakage Inductance @ 100KHz, 1.0V (5-3) (Short Pins 2+1, 6+7+9+10)	Turns Ratio @ Un-gapped Core (5-3) : (2-1)	Turns Ratio @ Un-gapped Core (5-3) : (6,7-9,10)
26μH±10%	0.6μH Max	1.8 : 1±2%	4.5 : 1±2%

Electrical Specifications @25°C				
DCR (5-3) mΩ Max	DCR (2-1) mΩ Max	DCR (6-9) mΩ Max	DCR (7-10) mΩ Max	Hi-Pot Pri & Aux to Sec
90	650	12	12	1500VAC

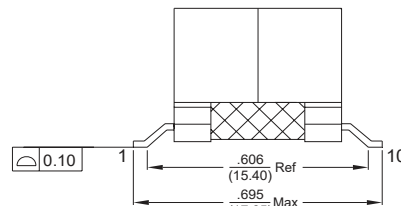
All specifications subject to change without notice.

MECHANICAL

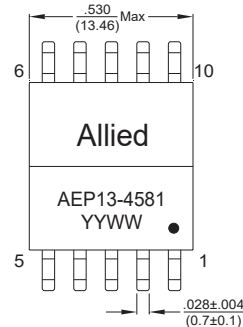
Dimensions:  $\frac{\text{inch}}{\text{mm}}$



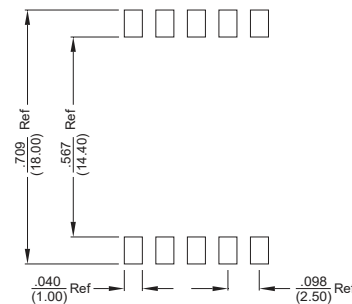
FRONT VIEW



SIDE VIEW



TOP VIEW



RECOMMENDED PCB LAYOUT

SCHEMATICS

