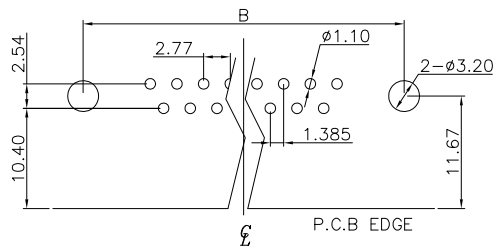
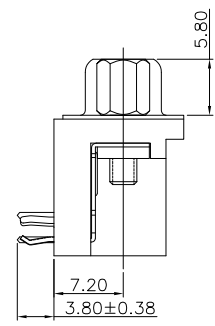
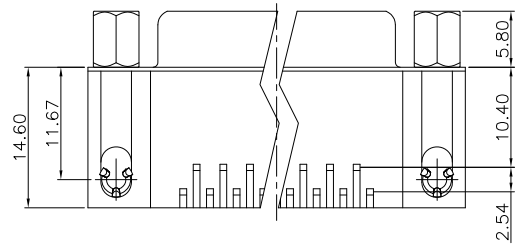
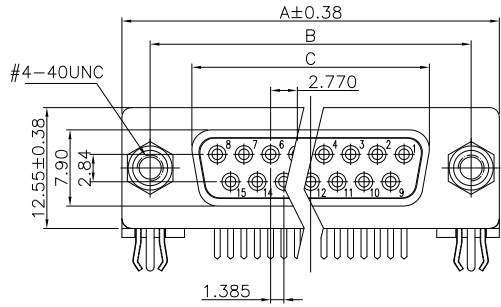


This document is the property of Amphenol Corporation and is delivered on the express condition that it is not to be disclosed, reproduced or used, in whole or in part, for manufacture or sale by anyone other than Amphenol Corporation without its prior consent, & that no right is granted to disclose or to use any information in this document.

# Customer drawing



RECOMMENDED P.C.B LAYOUT  
(TOLERANCE +/-0.05)

## Dimensions

Positions	A	B	C
9	30.81	24.99	16.33
15	39.19	33.32	24.66
25	53.04	47.04	38.38
37	69.32	63.50	54.84



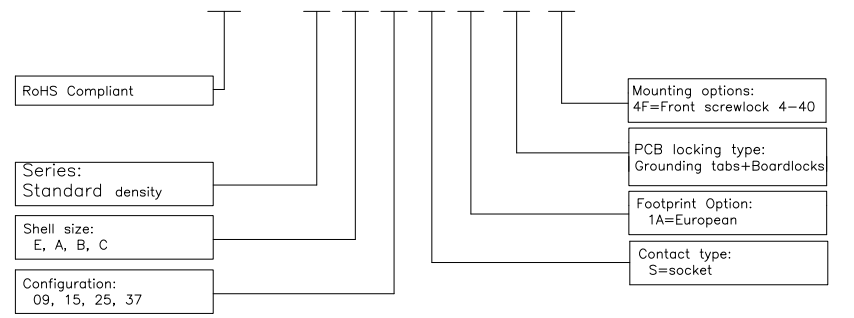
REVISIONS				
SYM	ECN	DESCRIPTION	DATE	APPROVED
1	HK--	First Release Drawing	8/01/08	IP
2	HK--	Change dim. 30.89 to 30.81mm	8/28/13	IP

## D-SUB TECHNICAL DATA

SHELL : SPCC, 80u" min nickel over 50u" min Copper  
 BODY : PBT, UL 94V-0, Color:Black.  
 CONTACTS : Copper alloy  
 15u" gold over 50u" nickel on mating area  
 100u" tin over 50u" nickel on solder area  
 BOARDLOCK: Copper Alloy, Tin Plated.  
 RIVET: Copper Alloy, Nickel Plated.  
 SCREW: Copper Alloy, Nickel Plated.  
 ELECTRICAL : Voltage rating 250 VAC (RMS)  
 Current Rating :3 AMP  
 Withstanding Voltage >1000 VAC(RMS)  
 Insulation resistance >1000 M Ohms  
 Contact resistance 25 mOhms max  
 MARKING : Amphenol...(Series No.)  
 Commercial reference  
 Manufacturing date

## PRODUCT CODE

L 177 SD X XX S 1A CH 4F



UNLESS OTHERWISE SPECIFIED TOLERANCES		APPROVAL		DATE
U.S.	METRIC	DRAWN	Checked	
.X +/-	0.50	Felix Liu		8/28/13
.XX +/-	0.30	Tony Tang		8/28/13
.XXX +/-	0.20	CHECKED		
FRACTIONS +/-				
ANGLES +/-	5°			
FOR MATERIALS AND FINISHES SEE NOTES		DRAWING FILE :		
REMOVE SHARP EDGES		ANGLE OF PROJECTION		
DIMENSIONS				
U.S.	INCHES			
METRIC	MM			

Amphenol		
Amphenol East Asia Limited		
TITLE D-SUB Connector,R/A,SD series		
SIZE	DRAWING NO.	REV.
A4	C L177SDXXXS1ACH4F	2
SCALE	NONE	SHEET 1 OF 1