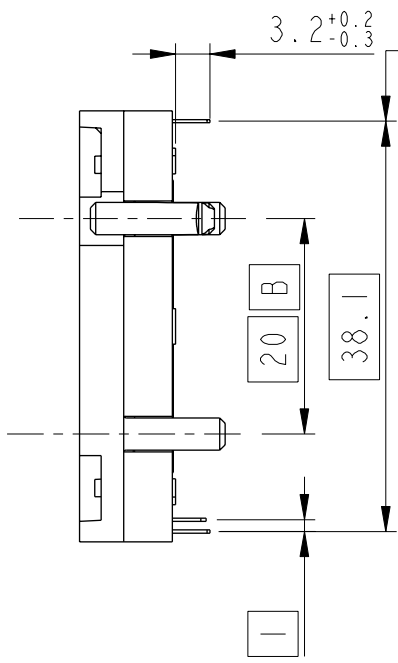
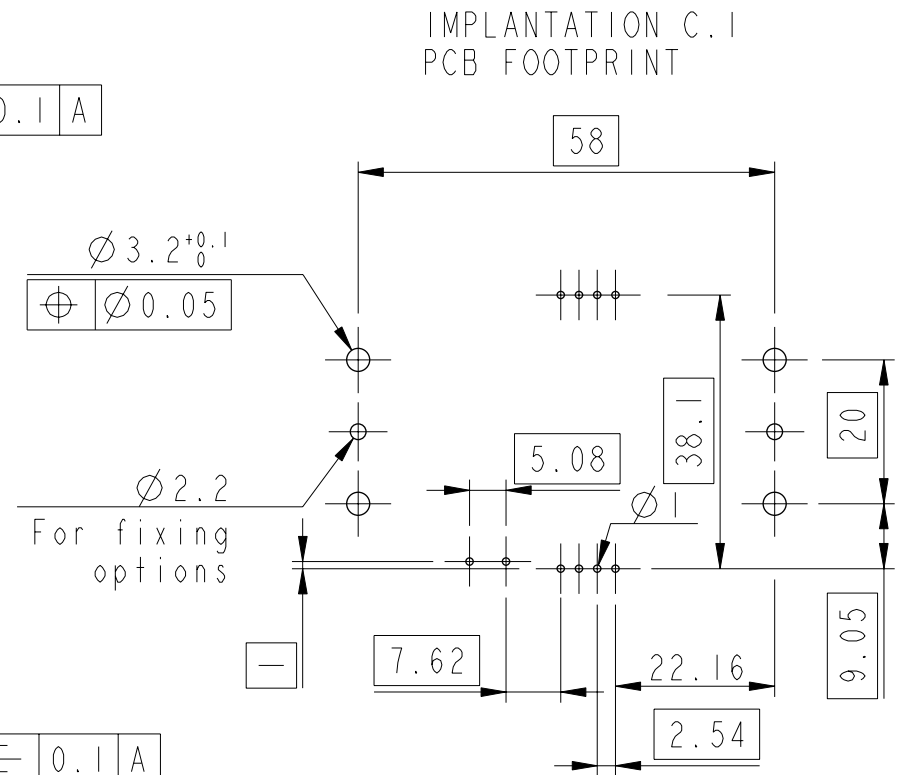
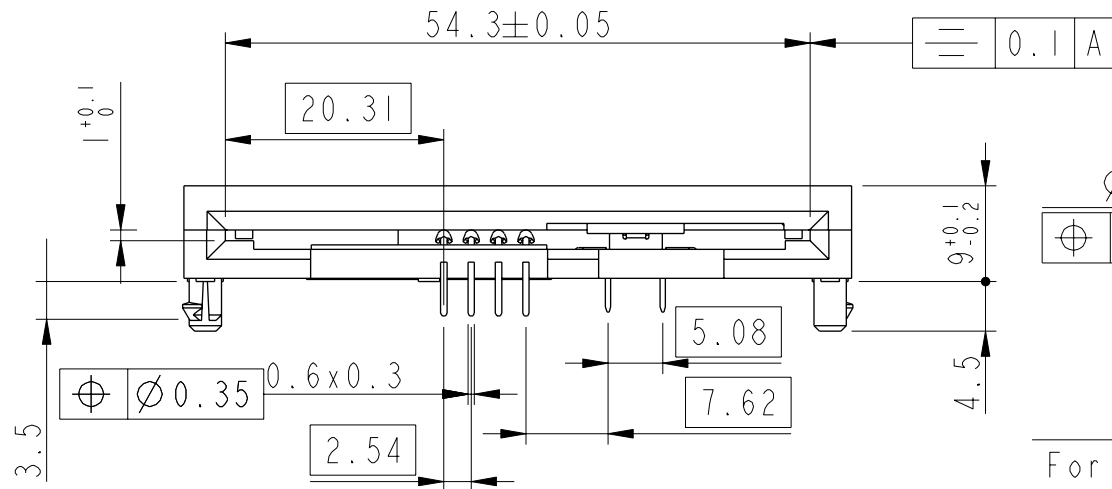




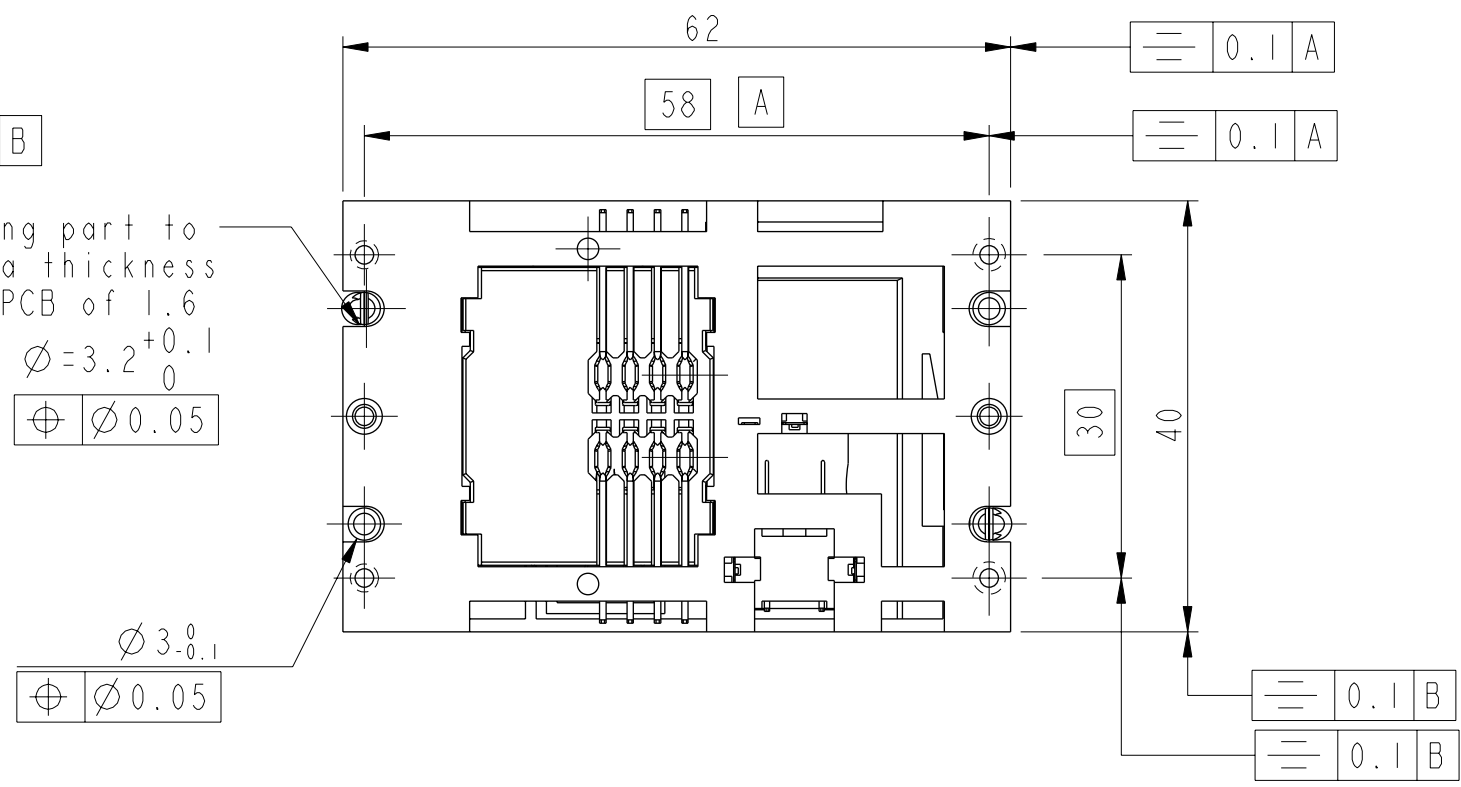
Copyright FCI.

CATALOGUE NUMBER
7434L0825S01
7434L0825S01LF *

*- LEAD FREE version



Crimping part to use with a thickness PCB of 1.6 holes $\phi = 3.2^{+0.1}_0$



Tol Gen: 0mm to 10mm ± 0.1 mm
 10mm to 30mm ± 0.15 mm
 30mm to 60mm ± 0.2 mm
 60mm and above ± 0.3 mm

LEAD FREE VERSION:

"This product meets European Union Directives and other country regulations as described in GS-22-008"

The housing will withstand exposure to 260°C peak temperature for 10seconds in a wave solder application with a 1.6mm minimum thick circuit board

rev	ecn no	dr	date
A	F20307	DLE	2002/04/29
B	105-0181	DTK	2005/07/20
C	106-0084	SSC	2006/06/21
D	108-0080	SSC	2008/06/28

www.fciconnect.com		surface - <input checked="" type="checkbox"/> ISO:1302	tolerance std ISO:406 ISO:1101	projection	MM
		TOLERANCES UNLESS OTHERWISE SPECIFIED			
Dr	D.LEGRAND	2002/04/29	ANGULAR	0.X	±
Eng	F.TISSERAND	2002/04/29	LINEAR	0.XX	±
Chr	S.S.CHERIAN	2008/06/28	0° ±°	0.XXX	±
Appr	S.S.CHERIAN	2008/06/28	Product family	SMARTCARD	Spec ref
FCI logo		title SMARTCARD ASSEMBLY		dwg no	VJW12132
		L08-16 CONTACTS - 8 CONTACTS		Rev.	D
catalog no		SEE TABLE	CUSTOMER	sheet 1 of 1	