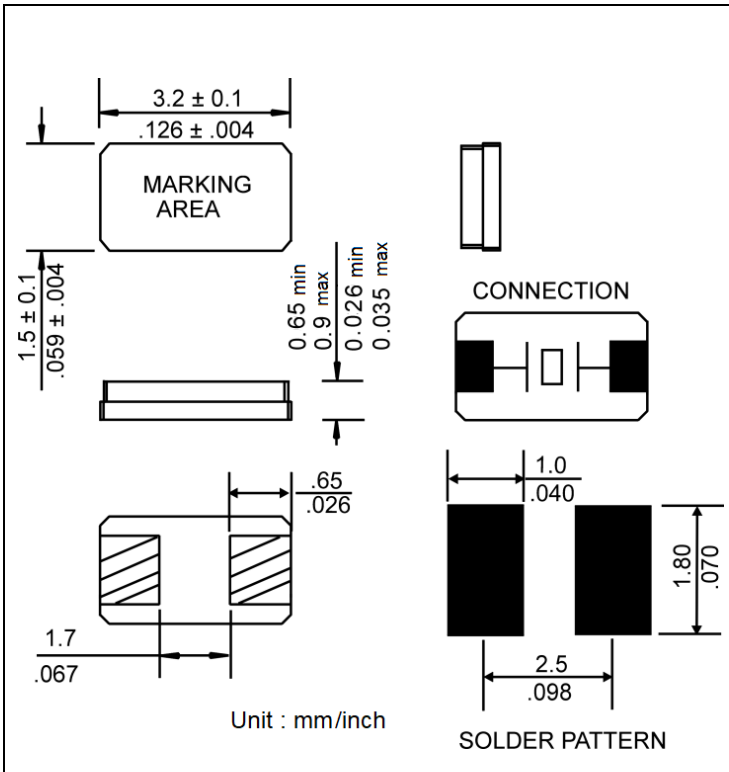


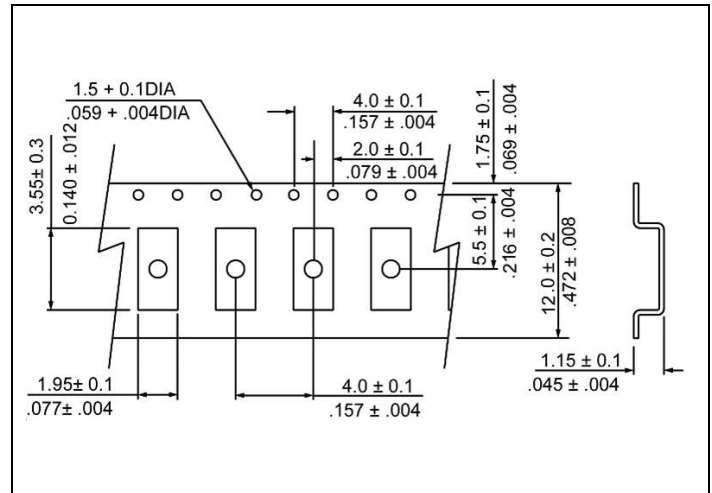
● SPECIFICATIONS

PARAMETER	VALUE
NOMINAL FREQUENCY	32.768 KHz
FREQUENCY TOLERANCE AT 25°C	±20 ppm max
TURNOVER TEMPERATURE	+25 ± 5°C
TEMPERATURE COEFFICIENT	-0.04 x 10 <sup>-6</sup> / °C <sup>2</sup> max
SHUNT CAPACITANCE	1.5 pF typ
LOAD CAPACITANCE	6 pF
EQUIVALENT SERIES RESISTANCE	65 KΩ max
DRIVE LEVEL	0.5 μW max
AGING	±3 ppm first year max
OPERATING TEMPERATURE RANGE	-40°C to +85°C
STORAGE TEMPERATURE RANGE	-55°C to +125°C
MOTIONAL CAPACITANCE	6.7 fF typ
INSULATION RESISTANCE	500 MΩ max

● MECHANICAL SPECIFICATION



● CARRIER TAPE DIMENSIONS



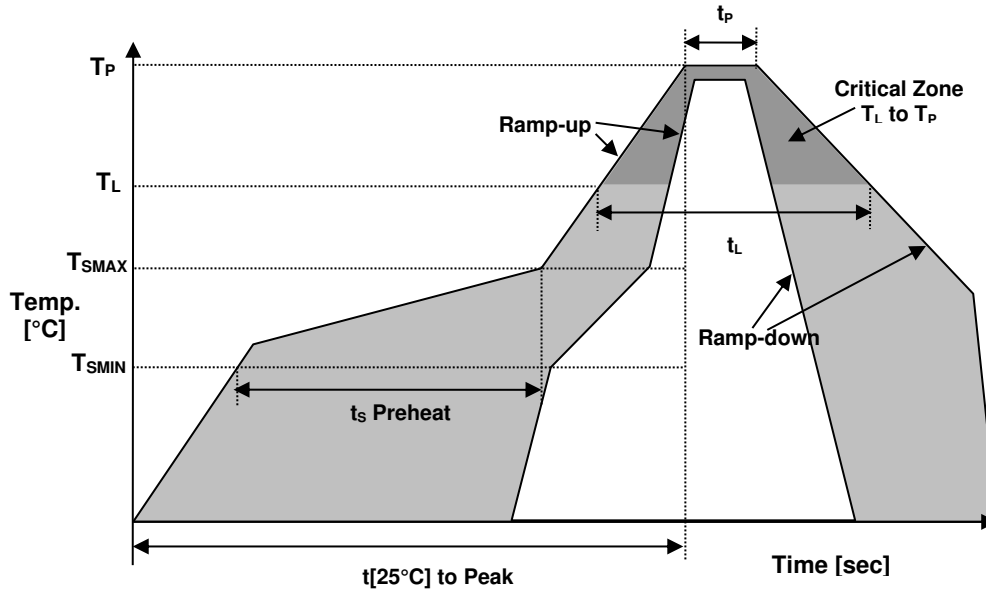
NOTE: REFER TO EIA-481 FOR DIMENSIONS

● PACKAGING

180 mm REEL DIAMETER  
 12 mm TAPE WIDTH, 4 mm PITCH  
 QUANTITY: 3000 PIECES PER REEL

IN ACCORDANCE WITH EIA-481

● REFLOW PROFILE



Reflow profile		
Temperature Min Preheat	$T_{SMIN}$	125°C
Temperature Max Preheat	$T_{SMAX}$	150°C
Time ( $T_{SMIN}$ to $T_{SMAX}$ )	$t_s$	60-180 sec.
Temperature	$T_L$	217°C
Peak Temperature	$T_P$	260°C
Ramp-up rate	$R_{UP}$	3°C/sec max.
Ramp-down rate	$R_{DOWN}$	6°C/sec max.
Time within 5°C of Peak Temperature	$t_p$	10 sec.
Time $t_{[25^\circ\text{C}]}$ to Peak Temperature	$t_{[25^\circ\text{C}]}$ to Peak	480 sec.
Time	$t_L$	60-150 sec.

● ENVIRONMENTAL

PARAMETER	VALUE
MOISTURE SENSITIVITY LEVEL	1
RoHS	Compliant
REACH SVHC	Compliant
HALOGEN-FREE	Compliant
ESD CLASSIFICATION LEVEL	N/A
TERMINATION FINISH	Au



## ● MARKING

Xywwx

X – Internal Production ID code (J, R, T, Y, M, R, N)  
y – Year code  
ww – Week code  
x – 1 or 2 digits as Lot code

ymxxx

y – Year code  
m – Month code, Jan ~ Sep: 1 ~ 9, Oct: X Nov: Y Dec: Z  
xxx – Lot code

XLzymb

X – Internal Production ID code (J, R, T, Y, M, R, N)  
L – Load capacitance code (A: 12.5pF B: 9pF C: 7pF Z: others )  
z – Lot code  
y – Year code  
m – Month code, Jan ~ Sep: 1 ~ 9, Oct: X Nov: Y Dec: Z  
d – Day code

XzymF<sub>xx</sub><sup>xx</sup>

X – Internal Production ID code (J, R, T, Y, M, R, N)  
z – Frequency code  
y – Year code  
m – Month code, Jan ~ Sep: 1 ~ 9, Oct: X Nov: Y Dec: Z  
<sub>xx</sub><sup>xx</sup> – Lot code



A RAMI TECHNOLOGY Company

● APPROVAL

Drawn By:	KJackson, January 12, 2015
Approved By:	KJackson, January 12, 2015
Revision:	A, Initial Release
	B, Updated to current spec levels KJ 5/17/18
	B, carrier tape dimensions KJ 5/17/18
	C, Updated the Current Revision Levels AR 2/18/2021

Raltron Electronics / RAMI Technology USA, LLC, including its affiliates, employees, agents and other persons acting on its behalf (collectively Raltron/RAMI Tech), disclaim any and all liability for any errors or inaccuracies contained in this data sheet. While Raltron/RAMI Tech has made every reasonable effort ensure the accuracy of all product information, specifications and data contained herein, Raltron/RAMI Tech does not guarantee that the information is accurate, reliable or current. The product information is provided only for reference purposes only and is subject to change, correction or revision, at any time without notice. Raltron/RAMI Tech does not assume any liability arising out of an application or use of any product described herein and disclaims any warranties expressed or implied. The user of products in such applications shall assume all risks of such use and will agree to hold Raltron/RAMI Tech, harmless against all damages.

Copyright © 2016, Raltron Electronics / RAMI Technology USA, LLC. All rights reserved. No part of this document may be reproduced in any form without the prior written permission of Raltron Electronics / RAMI Technology USA, LLC.