

965972-1 ✓ ACTIVE

[Positive Lock](#) | [Positive Lock 250](#)

TE Internal #: 965972-1

Quick Disconnects, Receptacle, 17 – 13 AWG Wire Size, 1.03 – 2.62 mm² Wire Size, Mating Tab Width 6.35 mm [.25 in], Flag, Positive Lock 250

[View on TE.com >](#)



Terminals & Splices > Quick Disconnects



Quick Disconnect Terminal Type: **Receptacle**

Wire Size: **1.03 – 2.62 mm²**

Mating Tab Width: **6.35 mm [.25 in]**

Mating Tab Thickness: **.81 mm [.032 in]**

Features

Product Type Features

| | |
|-----------------|-----|
| Insertion Force | Low |
|-----------------|-----|

Configuration Features

| | |
|-----------------------------------|---------------|
| Connection Capacity | Single |
| Compatible With Wire & Cable Type | Discrete Wire |

Contact Features

| | |
|--------------------------------|------------------|
| Quick Disconnect Terminal Type | Receptacle |
| Mating Tab Width | 6.35 mm [.25 in] |
| Mating Tab Thickness | .81 mm [.032 in] |
| Terminal Orientation | Flag |
| Contact Base Material | Phosphor Bronze |
| Terminal Plating Material | Tin |
| Crimp Type | F-Crimp |
| Barrel Type | Open |

Termination Features

| | |
|--|--|
| | |
|--|--|



| | |
|-----------------------|--------------|
| Product Terminates To | Wire & Cable |
|-----------------------|--------------|

Mechanical Attachment

| | |
|-------------------------|--------|
| Wire Insulation Support | With |
| Mating Retention Type | Dimple |

Dimensions

| | |
|--------------------------------------|-----------------------------|
| Terminal Material Thickness | .41 mm[.016 in] |
| Product Length | 18 mm[.71 in] |
| Compatible Insulation Diameter Range | 3.1 – 4.3 mm[.12 – .169 in] |
| Wire Size | 1.03 – 2.62 mm ² |

Usage Conditions

| | |
|-----------------------------|----------------------------|
| Insulation Option | Uninsulated |
| Operating Temperature Range | -40 – 110 °C[-40 – 230 °F] |

Industry Standards

| | |
|-----------------|----|
| Agency/Standard | UL |
|-----------------|----|

Packaging Features

| | |
|--------------------|------------|
| Packaging Quantity | 2000 |
| Packaging Method | Strip/Reel |

Product Compliance

[For compliance documentation, visit the product page on TE.com>](#)

| | |
|---|--|
| EU RoHS Directive 2011/65/EU | Compliant |
| EU ELV Directive 2000/53/EC | Compliant |
| China RoHS 2 Directive MIIT Order No 32, 2016 | No Restricted Materials Above Threshold |
| EU REACH Regulation (EC) No. 1907/2006 | Current ECHA Candidate List: JUNE 2023 (235) Candidate List Declared Against: JAN 2023 (233) Does not contain REACH SVHC |
| Halogen Content | Low Halogen - Br, Cl, F, I < 900 ppm per homogenous material. Also BFR/CFR/PVC Free |
| Solder Process Capability | Not applicable for solder process capability |

Product Compliance Disclaimer

This information is provided based on reasonable inquiry of our suppliers and represents our current actual knowledge based on the information they provided. This information is subject to change. The part numbers that TE has identified as EU RoHS compliant have a maximum concentration of 0.1% by weight in homogenous materials for lead, hexavalent chromium, mercury, PBB, PBDE, DBP, BBP, DEHP, DIBP, and 0.01% for cadmium, or qualify for an exemption to these limits as defined in the Annexes of Directive 2011/65/EU (RoHS2). Finished electrical and electronic equipment products will be CE marked as required by Directive 2011/65/EU. Components may not be CE marked. Additionally, the part numbers that TE has identified as EU ELV compliant have a maximum concentration of 0.1% by weight in homogenous materials for lead, hexavalent chromium, and mercury, and 0.01% for cadmium, or qualify for an exemption to these limits as defined in the Annexes of Directive 2000/53/EC (ELV). Regarding the REACH Regulation, the information TE provides on SVHC in articles for this part number is based on the latest European Chemicals Agency (ECHA) 'Guidance on requirements for substances in articles' posted at this URL: <https://echa.europa.eu/guidance-documents/guidance-on-reach>

Compatible Parts



TE Part # 2-2150938-2
OCEAN_2.0_Applicator-S-110F160F



TE Part # 2150938-2
OCEAN_2.0_Applicator-S-110F160F



TE Part # 7-2150938-2
OCEAN_2.0_Applicator-S-110F160F




TE Part # 7-2150938-7
OCEAN_2.0_SPARE_PART_KIT-110F160F




TE Part # 1855627-1
HDM/FA EMPO.110F.160F LM/G CUT


Also in the Series | Positive Lock 250



Automotive Terminals(1)




Crimp Terminal Housings(193)



Insertion & Extraction Tools(3)



Insulation Boots & Sleeves(4)



Quick Disconnects(186)

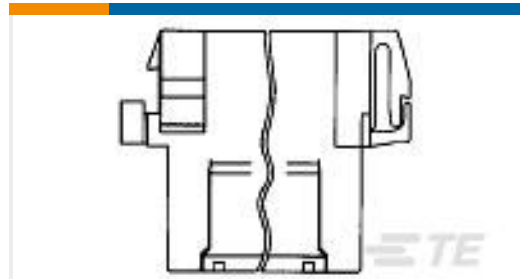
Customers Also Bought



TE Part #1-929504-4
Timer Connector Housing



TE Part #5205214002
TUGA-SBF-NR4-0-SP



TE Part #1-929505-3
TAB HSG .110 (2.8 MM) HSG TAB



TE Part #1670815-1
RING TONGUE, IPT 70 - 120MM?



TE Part #963142-3
MQS SINGLE-WIRE SEAL FOR 4MM



TE Part #925328-1
FF 250 TAB HSG 3P NYLON NAT



TE Part #K1007185-1
TOGGLE SWITCH 07-2-2-13 901



TE Part #K1060251-1
Relay 29-311-12-915 BX



TE Part #K1125303-1
Relay 29-011-12-915 C3215 MAN

Documents

Product Drawings

[PL 250 REC TERMINAL-FLAG 17-13 PTPB](#)

English

CAD Files

[3D PDF](#)

3D

[Customer View Model](#)

[ENG_CVM_CVM_965972-1_A.2d_dxf.zip](#)



English

Customer View Model

[ENG_CVM_CVM_965972-1_A.3d_igs.zip](#)

English

Customer View Model

[ENG_CVM_CVM_965972-1_A.3d_stp.zip](#)

English

By downloading the CAD file I accept and agree to the [Terms and Conditions](#) of use.

Product Specifications

[Application Specification](#)

German