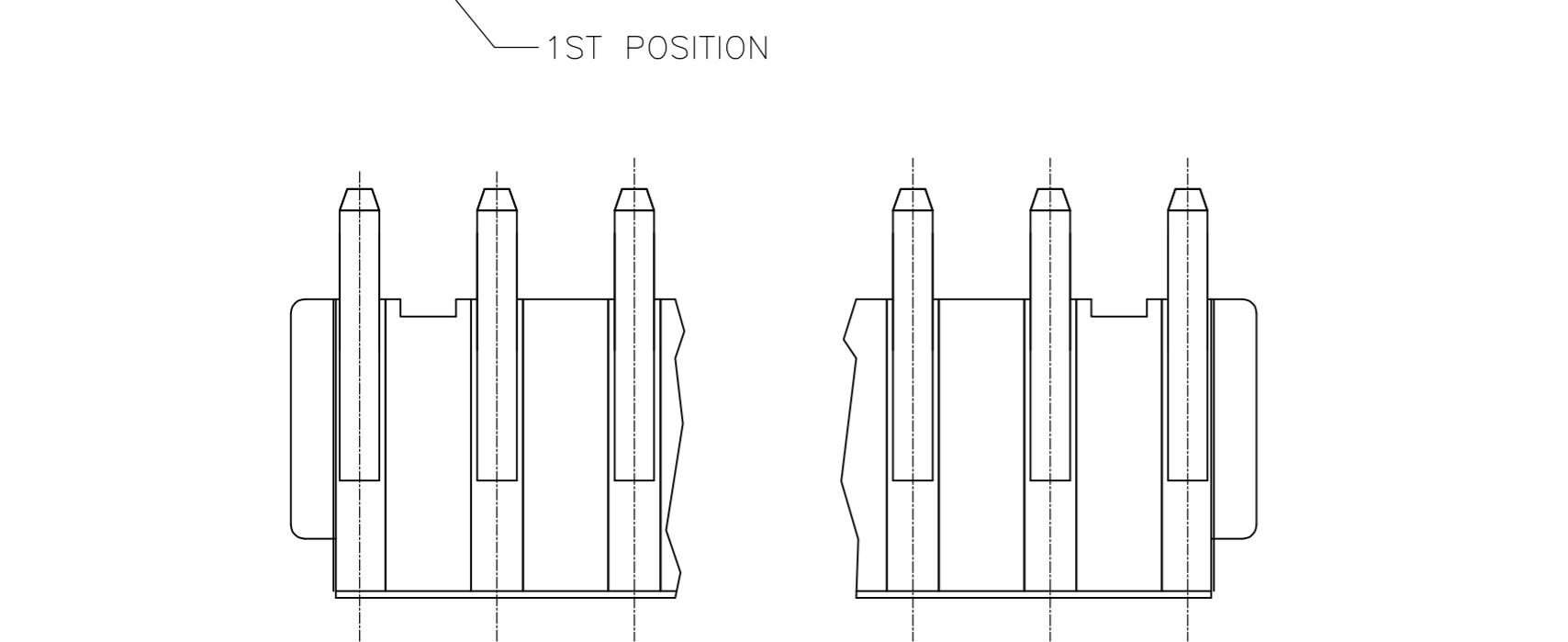
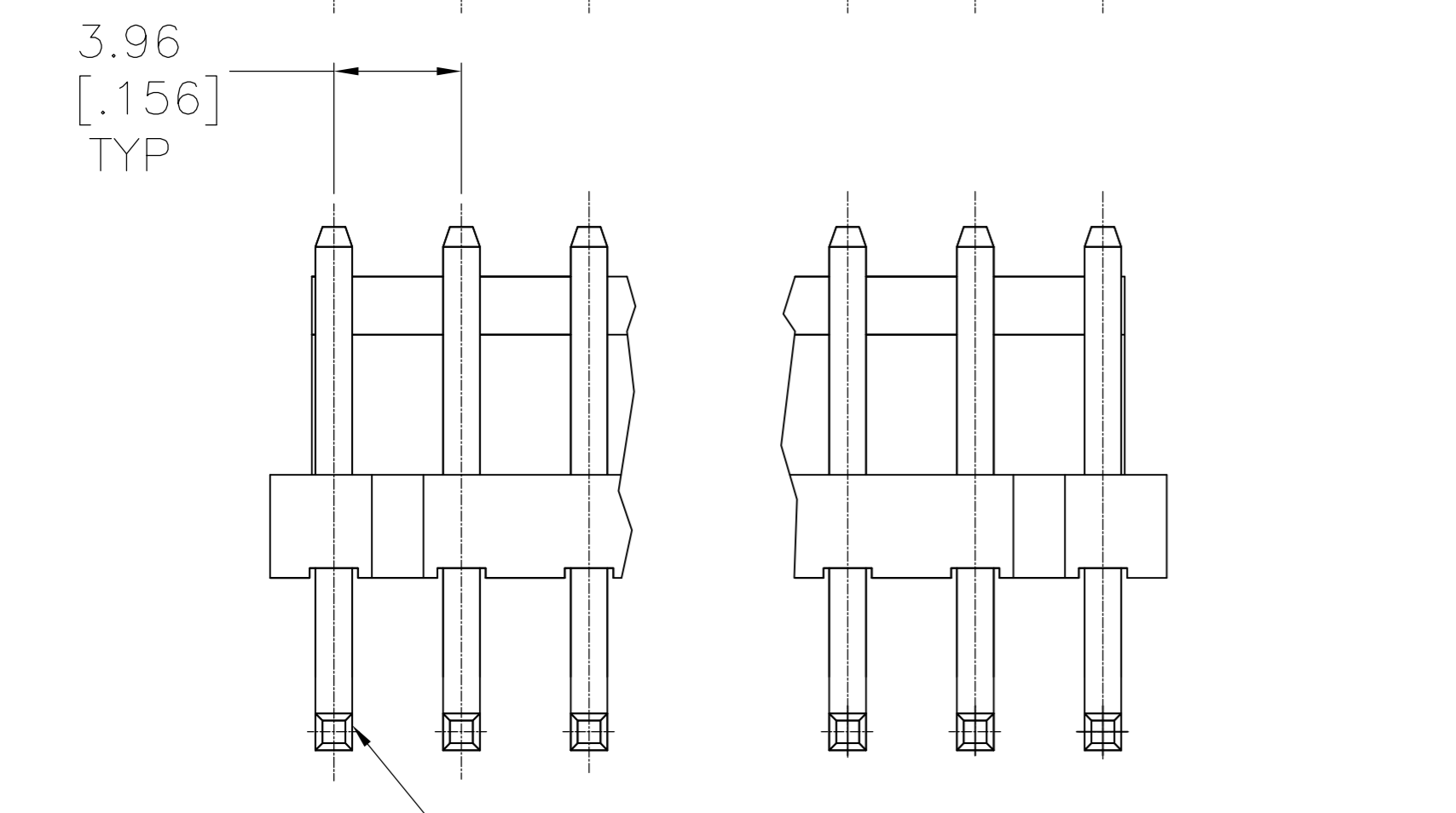
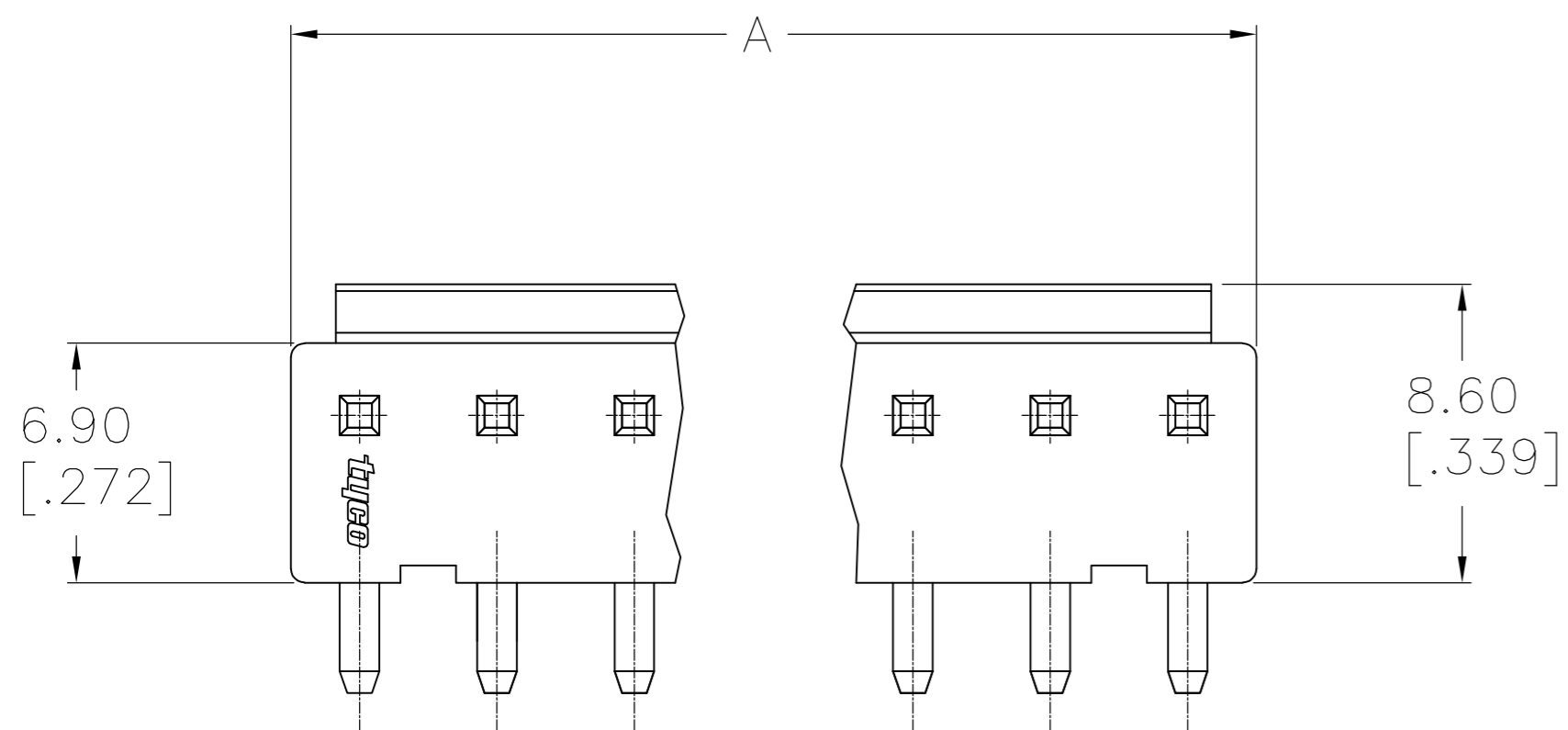
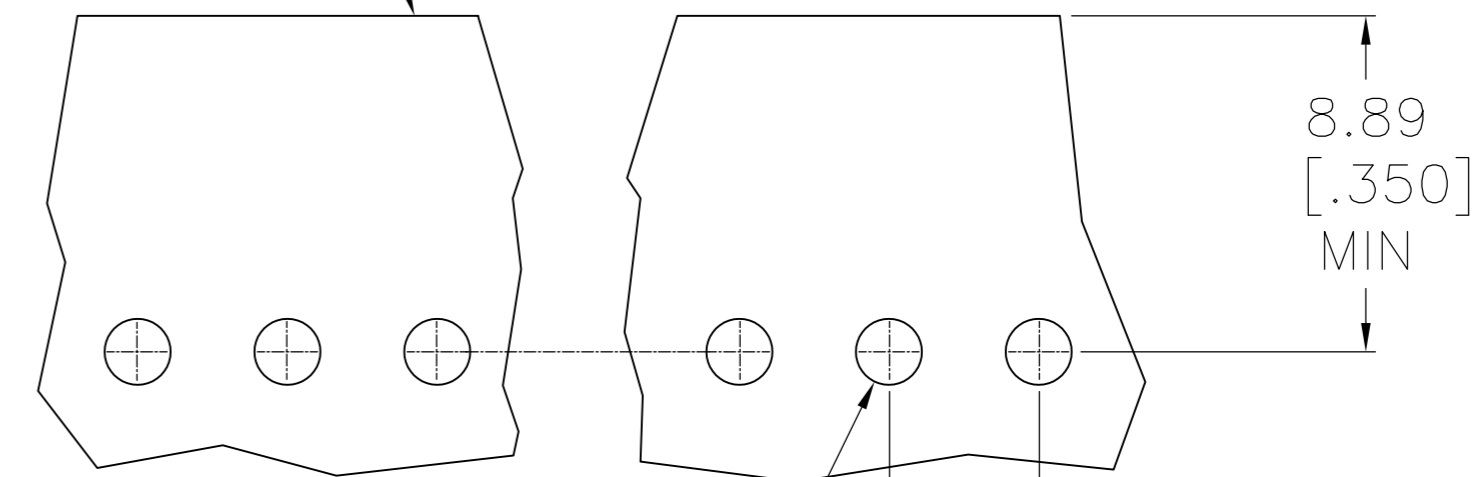


THIS DRAWING IS UNPUBLISHED. RELEASED FOR PUBLICATION
 © COPYRIGHT BY TYCO ELECTRONICS CORPORATION. ALL INTERNATIONAL RIGHTS RESERVED.

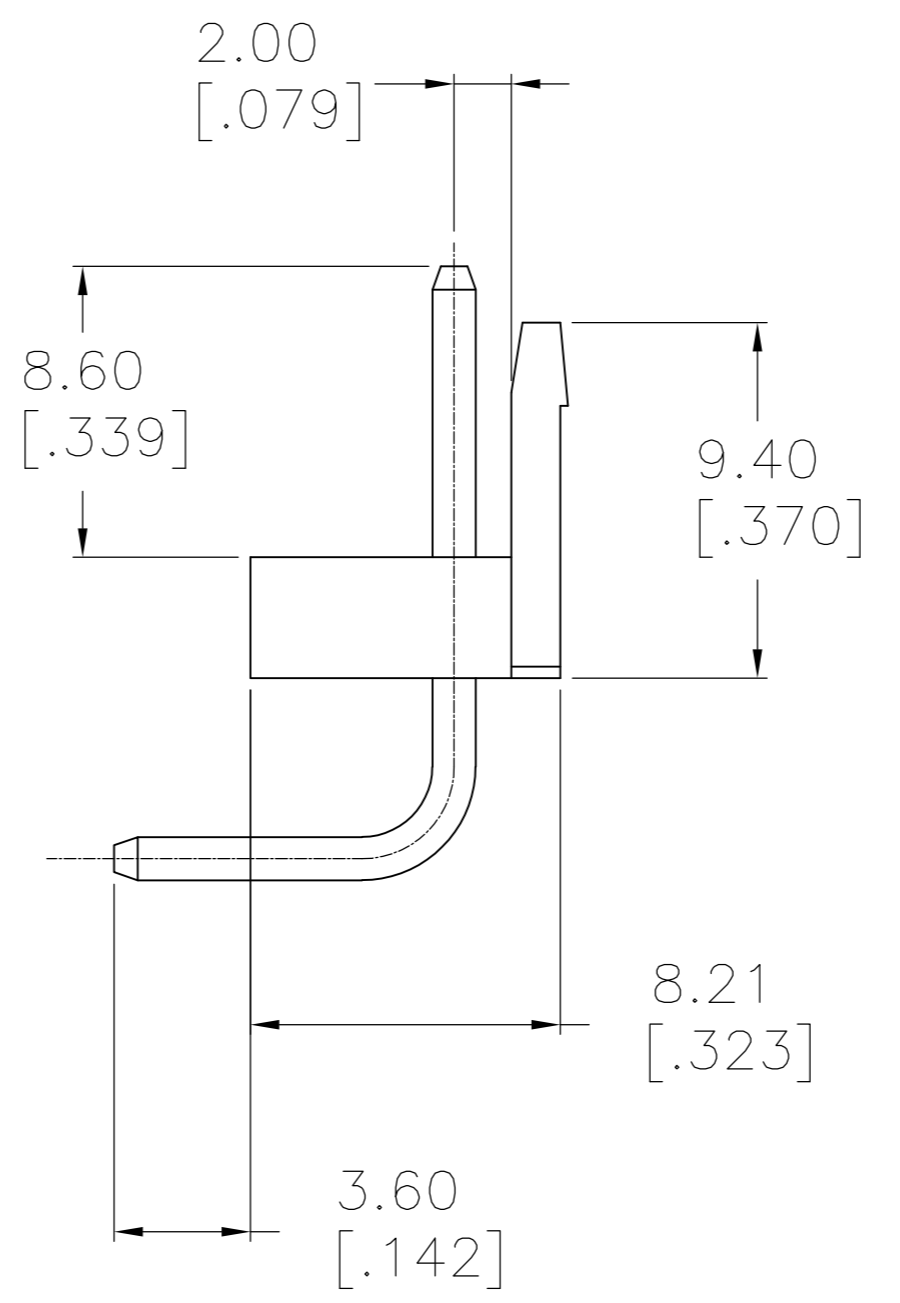
LOC		DIST		REVISIONS			
P	LTR	DESCRIPTION		DATE	DWN	APVD	
GP	00	D		REVISED PER ECO-09-017647	29OCT2009	CR	CR



EDGE OF BOARD



$\phi 1.75$
 $\phi 1.65$
 $\phi .069$
 $\phi .065$



- 1 HOUSING MATERIAL: LCP, 20% GLASS FILLED
COLOR: BLACK
- 2 CONTACT MATERIAL: BRASS
- 3 CONTACT PLATING: 0.003[.000120] MIN TIN OVER
0.001[.000039] MIN NICKEL.
- 4 RATED FOR USE WITH IR REFLOW SOLDER PROCESSING
UP TO 280°C FOR 10 SECONDS MAX.
- 5 PACKAGED ON TAPE AND REEL.

5	2	7.92	[.312]	8-1744056-2
	12	47.52	[1.871]	1-1744056-2
	11	43.56	[1.715]	1-1744056-1
	10	39.60	[1.559]	1-1744056-0
	9	35.64	[1.403]	1744056-9
	8	31.68	[1.247]	1744056-8
	7	27.72	[1.091]	1744056-7
	6	23.76	[.935]	1744056-6
	5	19.80	[.780]	1744056-5
	4	15.84	[.624]	1744056-4
	3	11.88	[.468]	1744056-3
	2	7.92	[.312]	1744056-2
	NUMBER OF POSITIONS	mm	[IN]	PART NUMBER
		DIM A ±0.30		

THIS DRAWING IS A CONTROLLED DOCUMENT.

DWN	S. HOOVER	01APR04	Tyco Electronics Corporation Harrisburg, PA 17105-3608
CHK	J. ELLIS	01APR04	
APVD	J. ELLIS	01APR04	
PRODUCT SPEC			
MATERIAL	SEE NOTES		NAME
			HEADER ASSEMBLY-ECONOMY POWER RIGHT ANGLE, HIGH TEMPERATURE
			SIZE
			A2
			CAGE CODE
			00779
			DRAWING NO
			C=1744056
			RESTRICTED TO
			-
			SCALE
			5:1
			SHEET
			1 of 1
			REV
			D