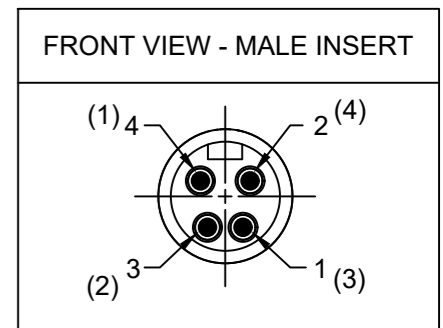
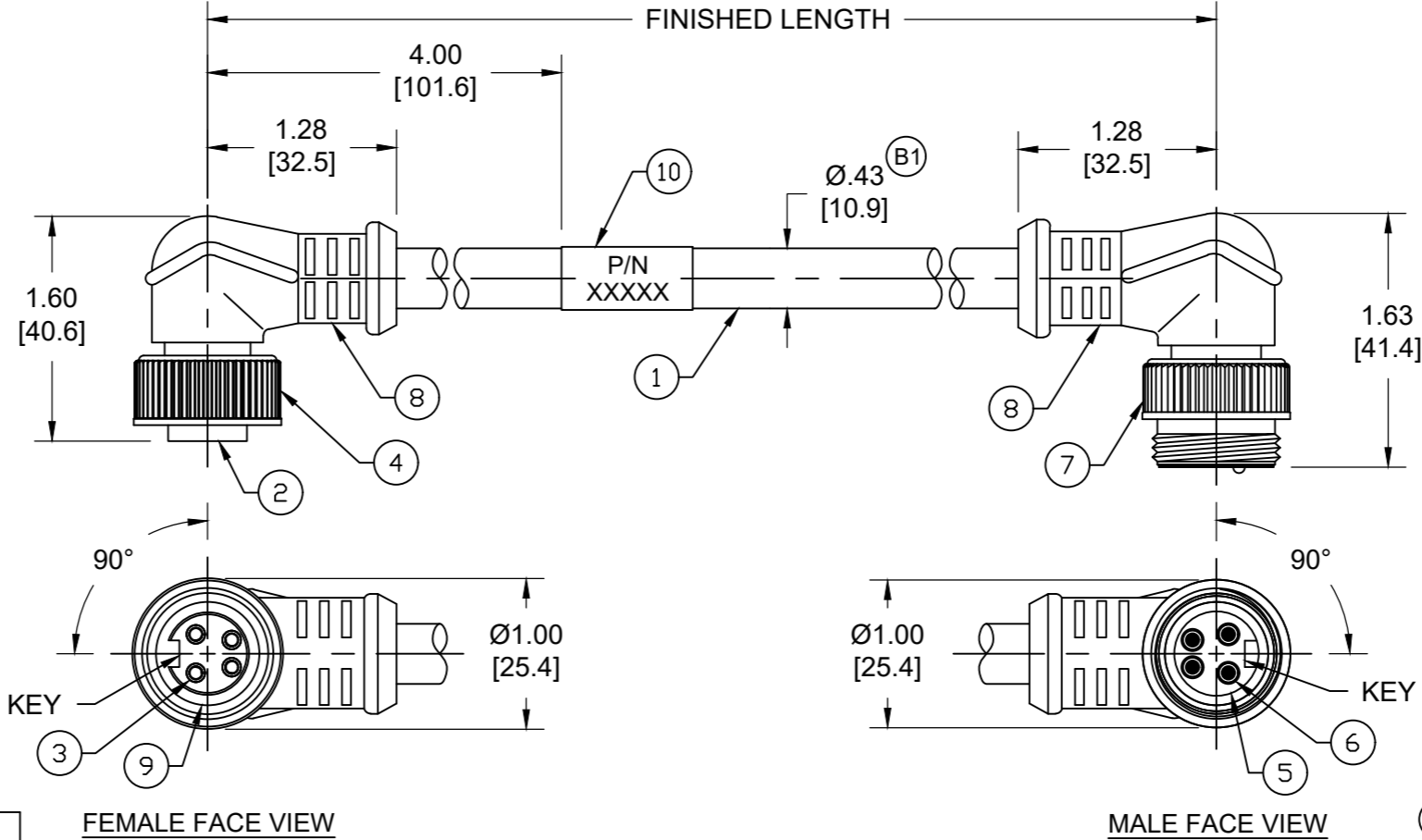


(B1) PART NO	ENGINEERING NO.	FINISHED LENGTH
1300101743	114033K12M005	0.5M [1FT 8 IN]
1300101910	114033K12M300	30M [98FT 5 IN]
1300101913	114033K12M600	60M [196FT 10 IN]

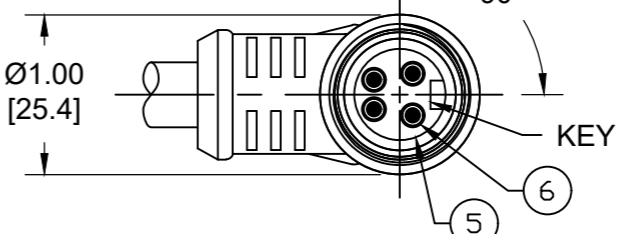
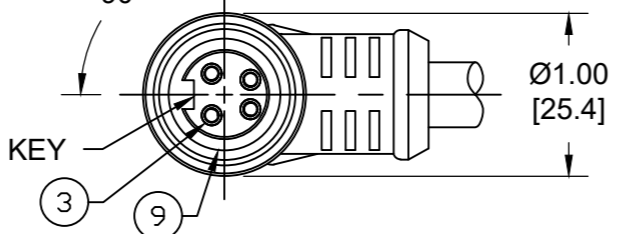


- NOTES:
- MATERIAL: SEE TABLE
 - FINISH: SEE TABLE
 - ELECTRICAL:
VOLTAGE: 483V PER IEC60664
600V PER UL2238
CURRENT: 8A (B1)
 - TEMP RATING: -20°TO +90°C
 - PROTECTION: IP67 (WHEN MATED)
 - COUPLING THREAD: 7/8-16 UN
 - UL LISTED FILE: E152210 (B1)
 - ALL DIMENSIONS ARE FOR REFERENCE UNLESS TOLERANCED OR NOTED OTHERWISE



CENELEC EN 50 044 PINOUT SHOWN (SAE-J-1738A SHOWN IN PARENTHESIS)

4 (1)	BLACK	4 (1)
3 (2)	BLUE	3 (2)
1 (3)	BROWN	1 (3)
2 (4)	WHITE	2 (4)



MECHANICAL CHARACTERISTICS: (B1)

TORSIONAL FLEX TEST	20 MILLION CYCLES PER MIL-C-13777G
BEND FLEX TEST	20 MILLION CYCLES PER MIL-C-13777G
WELD SLAG RESISTANCE	WOODHEAD STANDARD S-300

PART NUMBER LEGEND
114033K12M005

FINISHED LENGTH
M005 = 0.5 METER
M010 = 1 METER
M100 = 10 METER

(B1) CABLE LENGTH TOLERANCES

<.3M [1FT]:	+19mm-0 [+.75in-0]
.3 - .9M [1 - 3FT]:	+44.5mm-0 [+1.75in-0]
.9 - 1.8M [3 - 6FT]:	+55.6mm-0 [+2.19in-0]
1.8 - 3.7M [6 - 12FT]:	+88.9mm-0 [+3.50in-0]
3.7 - 7.3M [12 - 24FT]:	+165.1mm-0 [+6.50in-0]
7.3-14.6M [24 - 48FT]:	+317.5mm-0 [+12.50in-0]
14.6 - 30.5M [48-100FT]:	+622.3mm-0 [+24.50in-0]
OVER 30M [100FT]	+2% OF FINISHED LENGTH

10	WRAP LABEL	VINYL	BLACK/YELLOW	(B1)
9	FRICTION RING	NYLON	WHITE	(B1)
8	OVERMOLD	TPE	YELLOW	
7	COUPLING NUT, MALE	ZINC DIE-CAST	BLACK E-COAT	
6	CONTACT PIN	COPPER ALLOY	GOLD OVER NICKEL	
5	MALE INSERT	TPE	YELLOW	
4	COUPLING NUT, FEMALE	ZINC DIE-CAST	BLACK E-COAT	
3	CONTACT SOCKET	COPPER ALLOY	GOLD OVER NICKEL	
2	FEMALE INSERT	TPE	YELLOW	
1	CABLE, 16/4 AWG	TPE	YELLOW	
ITEM	DESCRIPTION	MATERIAL	FINISH	

FUNCTIONAL SYMBOLS	THIS DRAWING CONTAINS INFORMATION THAT IS PROPRIETARY TO MOLEX ELECTRONIC TECHNOLOGIES, LLC AND SHOULD NOT BE USED WITHOUT WRITTEN PERMISSION		CURRENT REV DESC: ADDED ITEM-9, TOL CHART, UL NUMBER AND CABLE DIA. CURRENT WAS 10A & ITEM-10 WAS MYLAR. MODIFIED PN CHART			
	MINI-CHANGE CORDSET, A-SIZE 4 POLE, MALE 90DEG - FEMALE 90DEG, SINGLE KEY, #16/4 AWG TPE HI-FLEX					
DIMENSION UNITS: INCH/MM SCALE: NTS GENERAL TOLERANCES (UNLESS SPECIFIED): 4 PLACES ±--- ±--- 3 PLACES ±--- ±--- 2 PLACES ±--- ±--- 1 PLACE ±--- ±--- 0 PLACES ±--- ±--- ANGULAR TOL ± --- °	EC NO: 709714 DRWN: ABENJAMINLW 2022/05/16 CHK'D: RSTONE 2022/06/08 APPR: BWOODMAN 2022/06/14	INITIAL REVISION: DRWN: VOU 2012/01/19 APPR: JFMURPHY 2012/03/08	DOCUMENT NUMBER: SD-130010-020 DOC TYPE: PSD DOC PART: 001 REVISION: B1			
DRAFT WHERE APPLICABLE MUST REMAIN WITHIN DIMENSIONS THIRD ANGLE PROJECTION DRAWING: B-SIZE SERIES: 130010 MATERIAL NUMBER: SEE CHART CUSTOMER: GENERAL MARKET SHEET NUMBER: 1 OF 1						