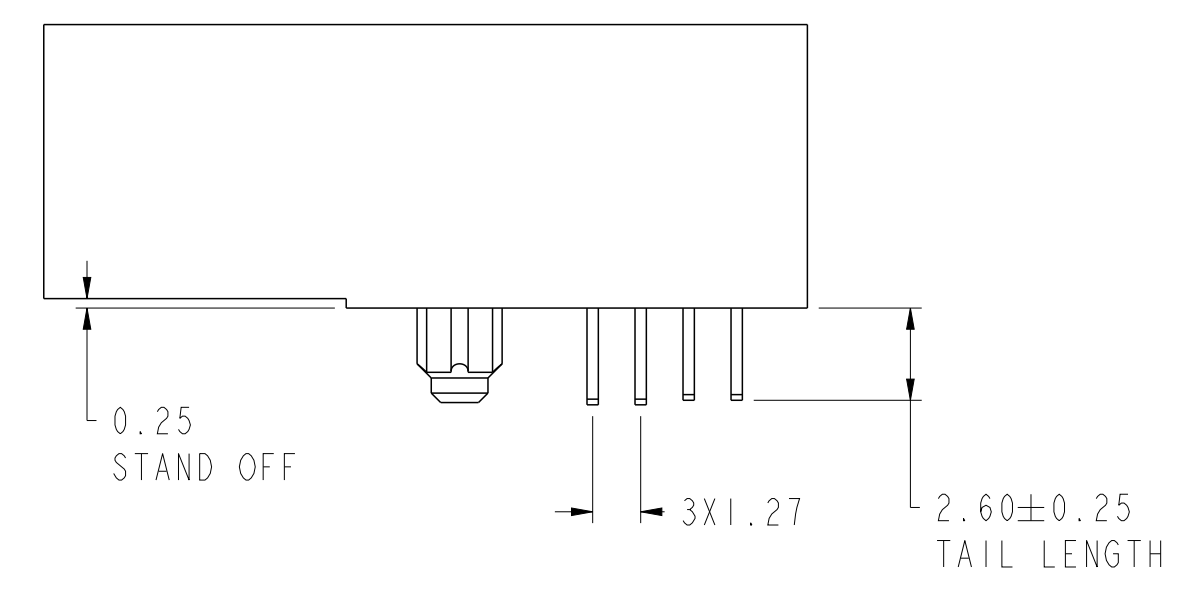
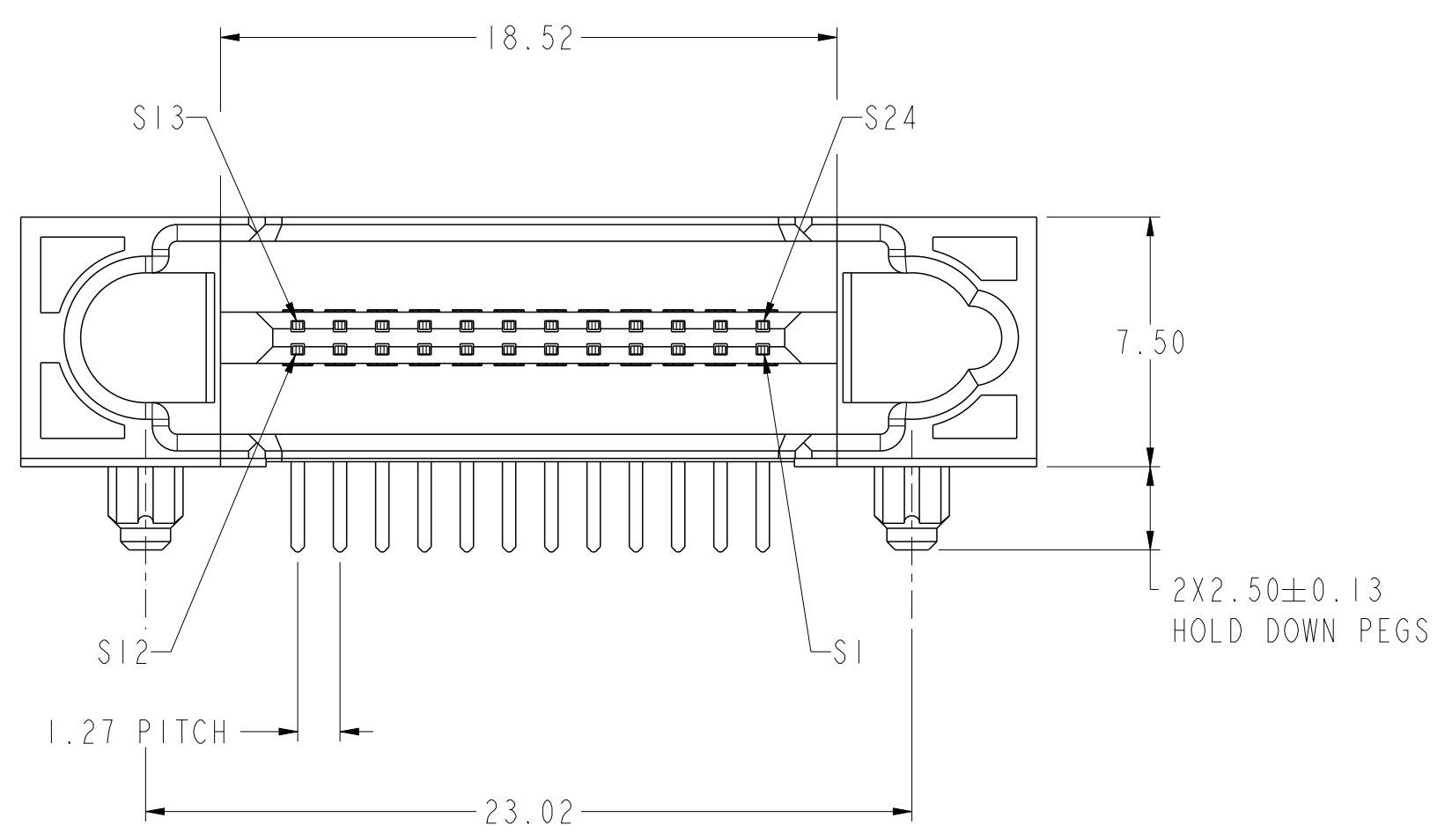


△B

		SIGNAL CONTACT											
PIN NUMBER		S13	S14	S15	S16	S17	S18	S19	S20	S21	S22	S23	S24
MATING LENGTH		S	S	L	L	L	L	L	L	L	L	L	S
PIN NUMBER		S12	S11	S10	S9	S8	S7	S6	S5	S4	S3	S2	S1
MATING LENGTH		S	S	L	S	S	L	S	S	L	L	L	S
"L": Long mating contact and "S": Short mating contact													



Amphenol
FCi

© 2016 AFCI

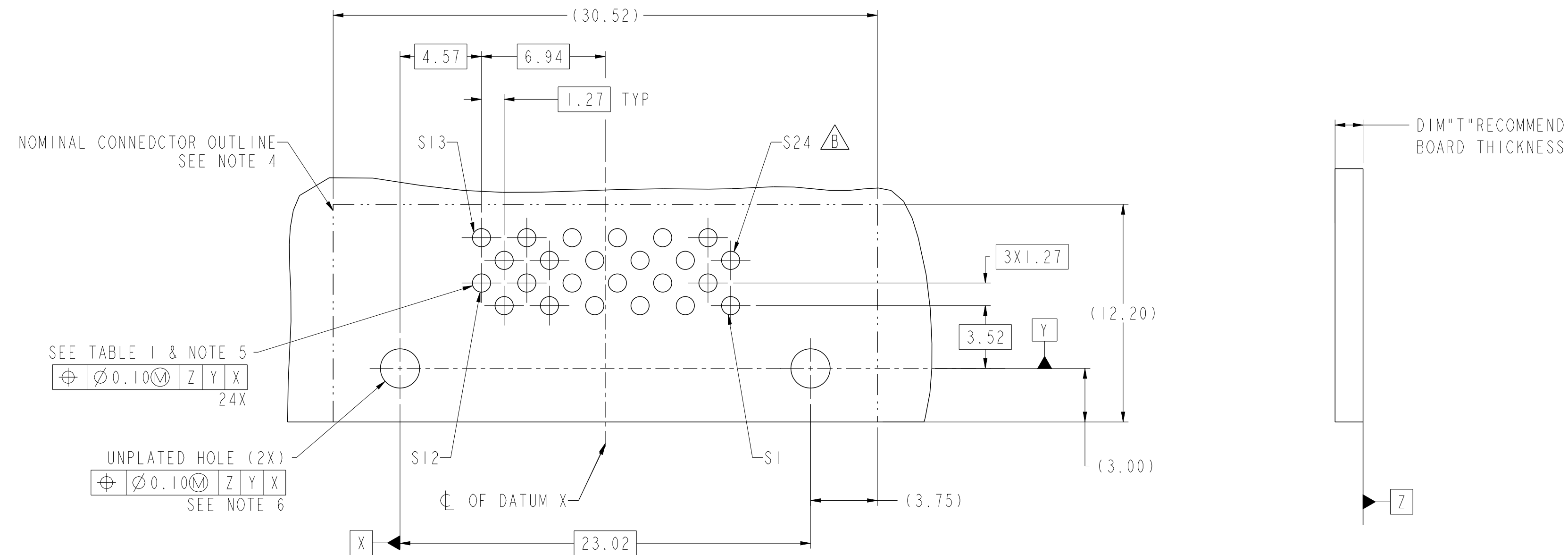
spec ref	dr	Leborn Luo	2017/09/10	projection	mm	size	A2	scale	5:1
tolerance std	eng	Leborn Luo	2018/03/12			ecn no	ELX-DG-29419-1	rel level	Released
ISO 406	chr	Feng Zheng	2018/03/13						
ISO 1101	appr	Pai-Ming Zheng	2018/03/13						
surface	linear	0.X	±0.5			HPCE BTB RA HEADER 24S(10 short pins and 2.5mm pegs)		10145457	rev B
ISO 1302	angular	0°	±2°	cat. no.	Product - Customer Drw			sheet 1 of 3	

PDS: Rev :B

STATUS:Released

Printed: Mar 13, 2018

CONTACT TYPE	TOP LAYER DESCRIPTION	TABLE 1 (HPCE / SOLDER TAILS) PLATED THROUGH-HOLE REQUIREMENTS				
		DRILLED HOLE DIAMETER	COPPER THICKNESS	TIN-LEAD THICKNESS	TIN THICKNESS	FINISHED HOLE DIAMETER
SIGNAL	TIN-LEAD	1.10-1.16 (1.15 DRILL)	0.025 - 0.050	0.005 - 0.015	--	0.94 - 1.10
	IMMERSION TIN	1.10-1.16 (1.15 DRILL)	0.025 - 0.050	--	0.9 - 1.5um	0.94 - 1.10
	COPPER	1.10-1.16 (1.15 DRILL)	0.025 - 0.050	--	--	0.94 - 1.10



RECOMMENDED PCB LAYOUT
DIMENSION TOLERANCE IS ±0.05MM

spec ref	dr	Leborn Luo	2017/09/10	projection	mm	size	A2	scale	5:1
tolerance std	eng	Leborn Luo	2018/03/12			ecn no	ELX-DG-29419-1	rel level	Released
ISO 406	chr	Feng Zheng	2018/03/13						
ISO 1101	appr	Pai-Ming Zheng	2018/03/13						
surface	linear	0.X	±0.5	product family		cat. no.	Product - Customer Drw	sheet 2 of 3	
ISO 1302		0.XX	±0.25		HPCE BTB RA HEADER 24S(10 short pins and 2.5mm pegs)	title 10145457	rev B		
		0.XXX	±0.10						
	angular	0°	±2°						

PDS: Rev :B

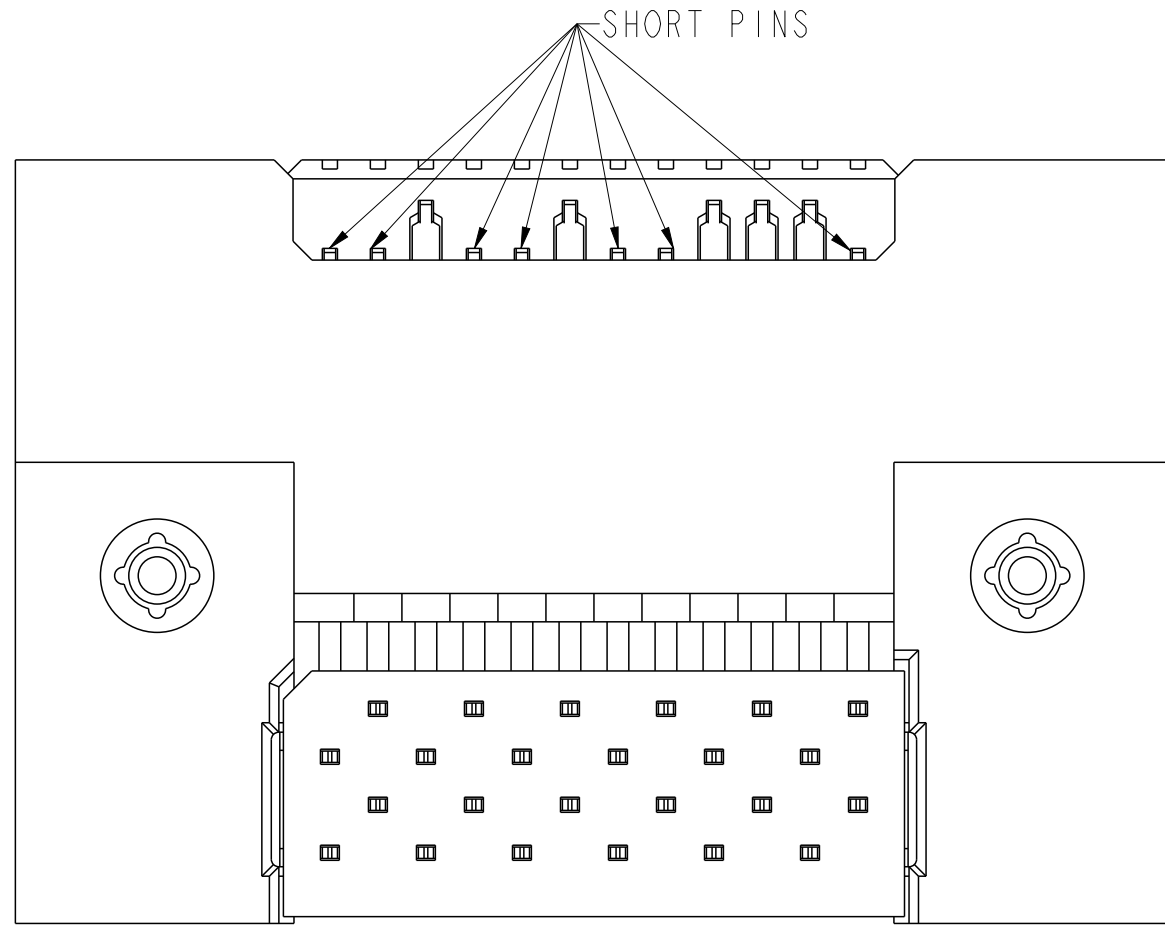
STATUS:Released

Printed: Mar 13, 2018

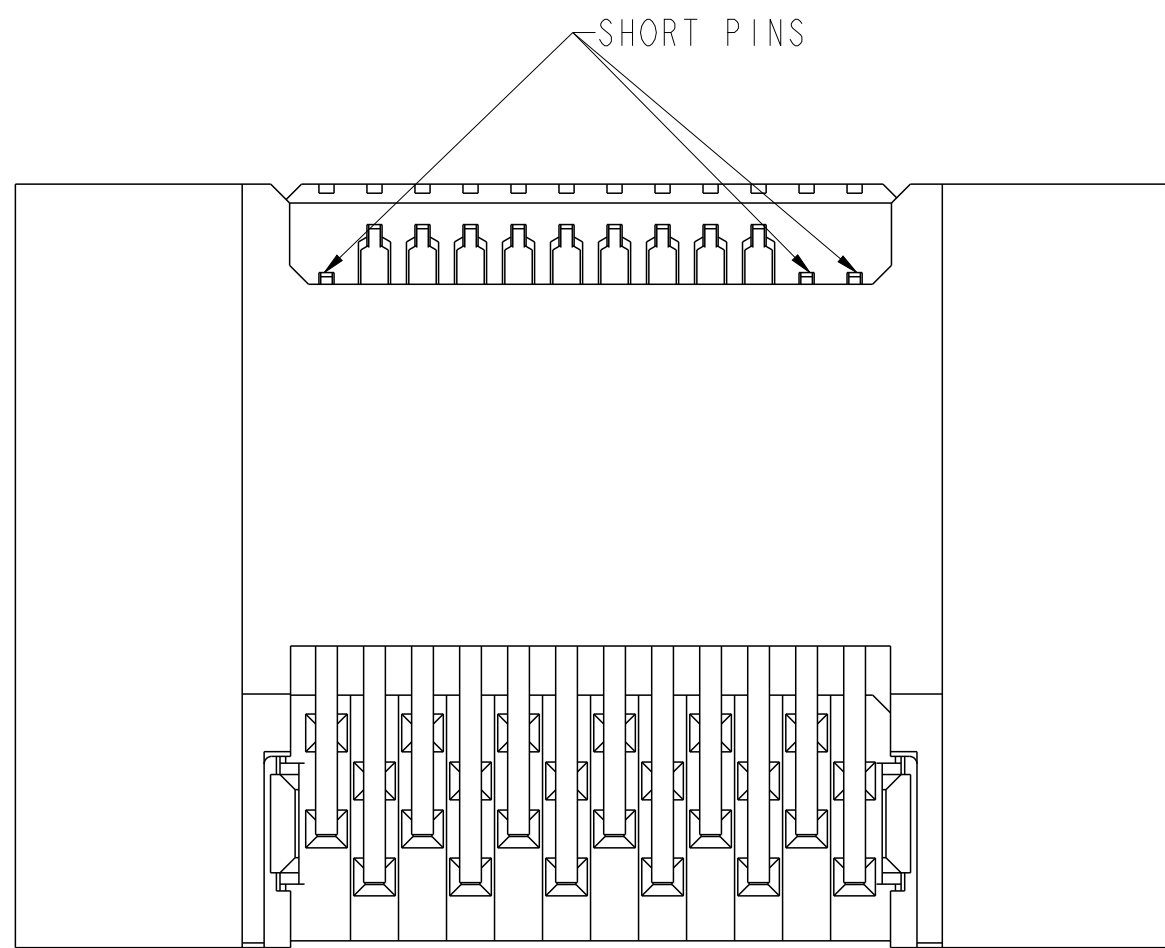
Amphenol
FCi

© 2016 AFci

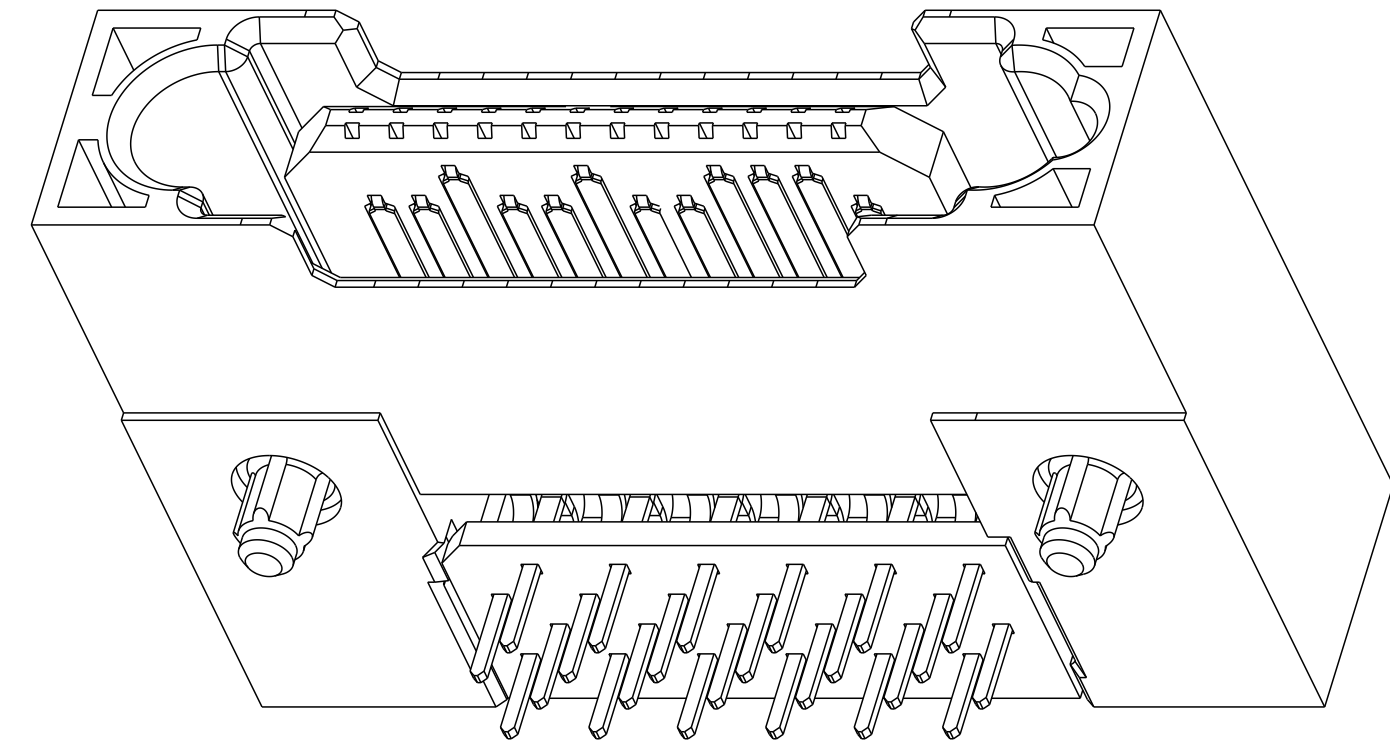
HPCE BTB PART NUMBER (TABLE 2)		
PART NUMBER	DIM" T" RECOMENDED BOARD THICKNESS	APPLICATION TYPE
10145457-001LF	1.57±0.13	STB



BOTTOM VIEW



TOP VIEW



NOTES:

- ① PRODUCT MARK:
PART NUMBER AND DATE CODE TO BE MARKED ON THIS SURFACE .
THE MARK CAN BE OMITTED IF THERE IS NOT ENOUGH SPACE ON THIS SURFACE.
2. MATERIALS:
-HOUSING : HIGH TEMPERATURE THERMOPLASTIC WITH GLASS FIBER, UL94V-0, BLACK.
-CONTACT : COPPER ALLOY.
3. CONTACT FINISH REF: GS-12-1031 SECTION 5.2.
- ④ DENOTES CONNECTOR KEEP OUT ZONE.
- ⑤ ALL HOLE DIAMETERS ARE FINISHED HOLE SIZES.
- ⑥ MOUNTING HOLES ARE UNPLATED
Ø2.18 +/- 0.03 FOR SOLDER TAILS
7. THE HOUSING COMPONENT WILL WITHSTAND EXPOSURE TO 245°C PEAK TEMPERATURE FOR 10 SECONDS IN A WAVE APPLICATION.
8. THIS PRODUCT MEETS EUROPEAN UNION DIRECTIVES AND OTHER COUNTRY REGULATIONS AS DESCRIBED IN GS-47-0004.
9. PRODUCT SPECIFICATION : GS-12-1125.
APPLICATION SPECIFICATION : GS-20-0388.
PACKAGING SPECIFICATION: GS-14-2272.

spec ref	dr	Leborn Luo	2017/09/10	projection	mm	size	A2	scale	5:1
tolerance std	eng	Leborn Luo	2018/03/12			ecn no	ELX-DG-29419-1	rel level	Released
ISO 406 ISO 1101	chr	Feng Zheng	2018/03/13						
	appr	Pei-Ming Zheng	2018/03/13						
surface	Amphenol FCI			product family	HPCE BTB RA HEADER 24S(10 short pins and 2.5mm pegs)		10145457	rev B	
ISO 1302	linear	0.X	±0.5	cat. no.	Product - Customer Drw		sheet 3 of 3		
		0.XX	±0.25						
		0.XXX	±0.10						
	angular	0°	±2°						