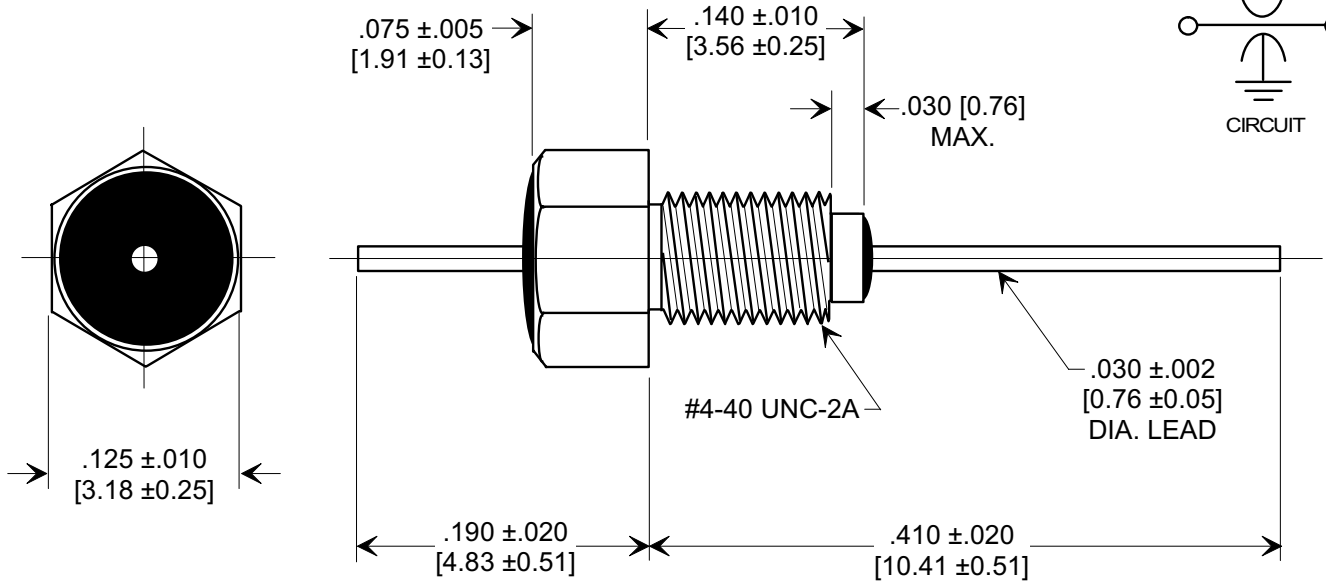
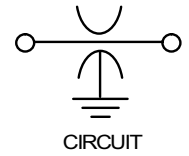
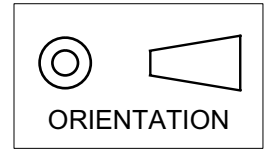


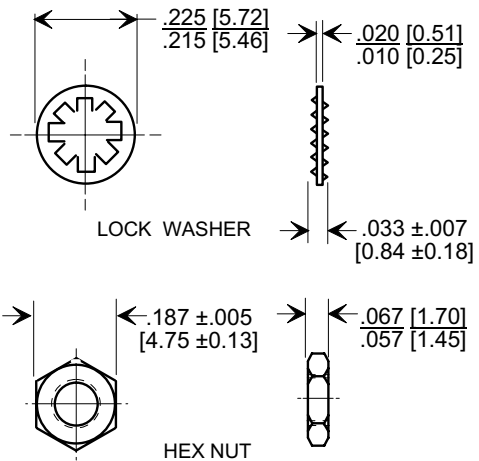
# MARKETING SALES DRAWING

**DIMENSIONS IN INCHES - DO NOT SCALE THIS DRAWING**  
**DIMENSIONS IN METRIC - [ ]**

Electrical Testing  
 per Tusonix standard  
 test plans and Mil-Std-202  
 Test Methods.



## MOUNTING HARDWARE



## NOTES:

1. OPERATING TEMPERATURE RANGE: -55°C TO +125°C.
2. SILVER PLATED CASE, LEAD AND MOUNTING HARDWARE.
3. MAX. RECOMMENDED MOUNTING TORQUE : 2.0 lb. - in.
4. MAX. RECOMMENDED SOLDERING TEMPERATURE : 260°C. SEE INSTALLATION RECOMMENDATIONS.
5. NUT AND LOCKWASHER INCLUDED.
6. TUSONIX TRADEMARK AND PART VARIATION NUMBER STAMPED ON HEX FLATS.

2700	GMV	150	100	10	---	10	25	40	50
CAP.(pf)	TOLERANCE	+85 °C	+125 °C	DC CURRENT (AMPS)	1 MHz	10 MHz	100 MHz	1 GHz	10 GHz
		DC WORKING VOLTAGE							

<b>REVISION RECORD</b>	Original Release C.O. <b>6965</b>	<b>0</b>	-040 & -680 ADDED, DC WAS5. E.C. 11-20-92	<b>7052</b>	RDN TO COMP FMT. S.M. 07-16-02	<b>20020715-1-22</b>		--TOLERANCES-- Unless Otherwise Specified		Title		
	DECIMAL ± NOTED							<b>MINI BUSHING                  STYLE EMI FILTER</b>				
	ANGLES ± NOTED									Drawn	S.M. 06-10-02	Scale
	<b>TUSONIX</b> TUCSON, ARIZONA							Approved	J.Mc. 06-10-02		<b>A</b>	<b>4403-033</b>