


Single Port Low Profile RJ45

ARLP11-4178

- 10/100/1000 Gigabit for Ethernet and other Networking Applications
- Transmit open circuit inductance (OCL):
(OCL): 350uH (MIN) @100KHz,0.1VRMS with 8mA DC Bias
- RJ45 jack cavity conforms to FCC rules and regulations Part 68, SUB Part F
- Standard operating temp: 0°C to +70°C
- Storage temperature range: -40°C to +85°C
- Optional Gold Plating Thickness Available

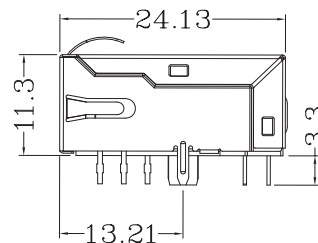
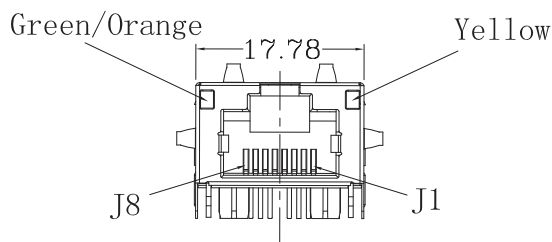
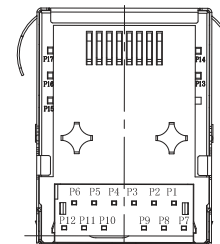
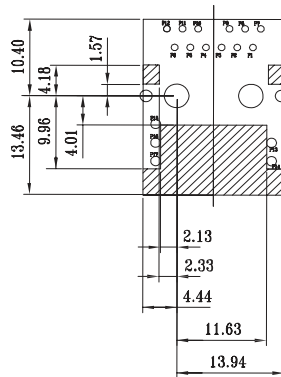



Electrical Specifications @ 25°C							
Part Number	OCL(uH Min) @ 100kHz, 0.1V	Turns Ratio chip: cable (±5%)	Insertion Loss (dB Max)			Return Loss (dB Min)	
	With 8mA DC Bias		1-100MHz	1-125MHz	30MHz	50MHz	80MHz
ARLP11-4178	350	1CT:1CT	-1.0	-1.2	-18	-15	-12

Electrical Specifications @ 25°C			
Part Number	Cross Talk (dB Min)	Common to Common Mode Attenuation (dB Min)	Isolation (PHY Side to Line Side)
	1-100MHz	1-100MHz	
ARLP11-4178	-38	-30	1500 VAC

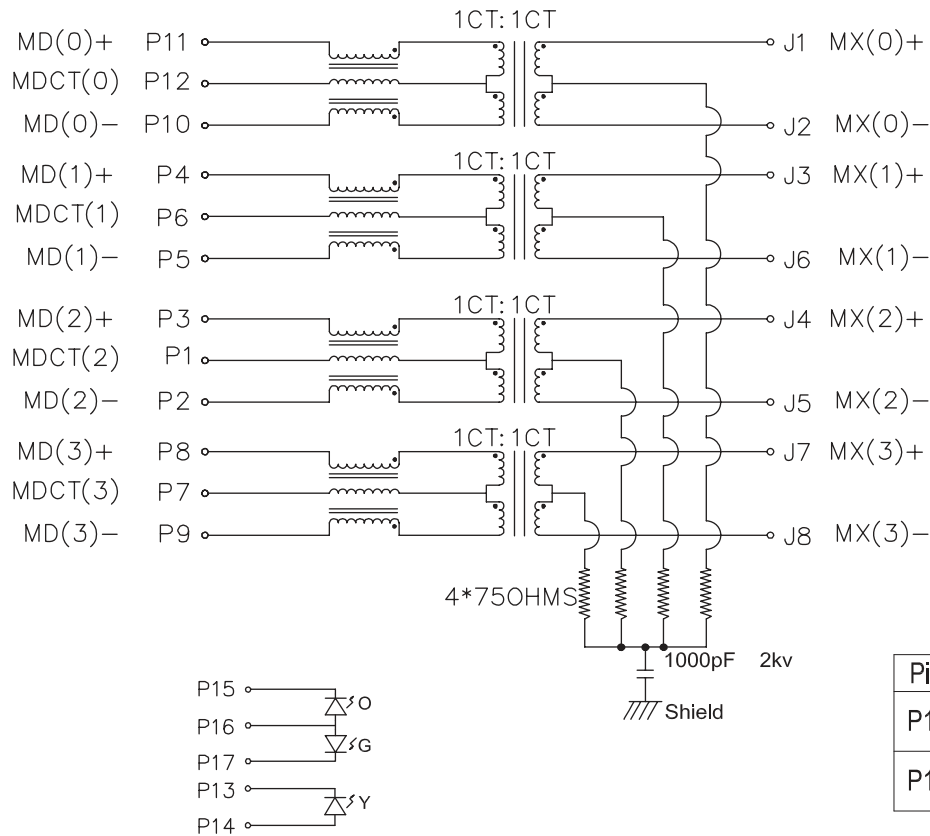
All specifications subject to change without notice.

MECHANICAL





SCHEMATIC



NOTES

- CONNECTOR MATERIAL :
HOUSING:THERMOPLASTIC BLACK UL94 V-0
SHIELD:Brass
SHIELD PLATING:NICKEL
CONTACT:PHOSPHOR BRONZE
CONTACT PLATING:SELECTIVE GOLD, 30 MICRO-INCHS MIN IN CONTACT AREA
- PIN NOT ELECTRICALLY CONNECTED MAYBE OMITTED SEE ELECTRICAL DRAWING FOR OMITTED PINS
- RJ45 CAVITIES CONFORM TO FCC RULES AND REGULATION PART 68.
- THE PART IS RECOMMENDED FOR WAVE SOLDERING PROCESS PEAK SOLDERING TEMPERATURE IS 260° C MAX, 10 SECS MAX
- OPERATING TEMPERATURE T=0° C TO +70° C.
- STORAGE TEMPERATURE T=-40° C TO +85° C.