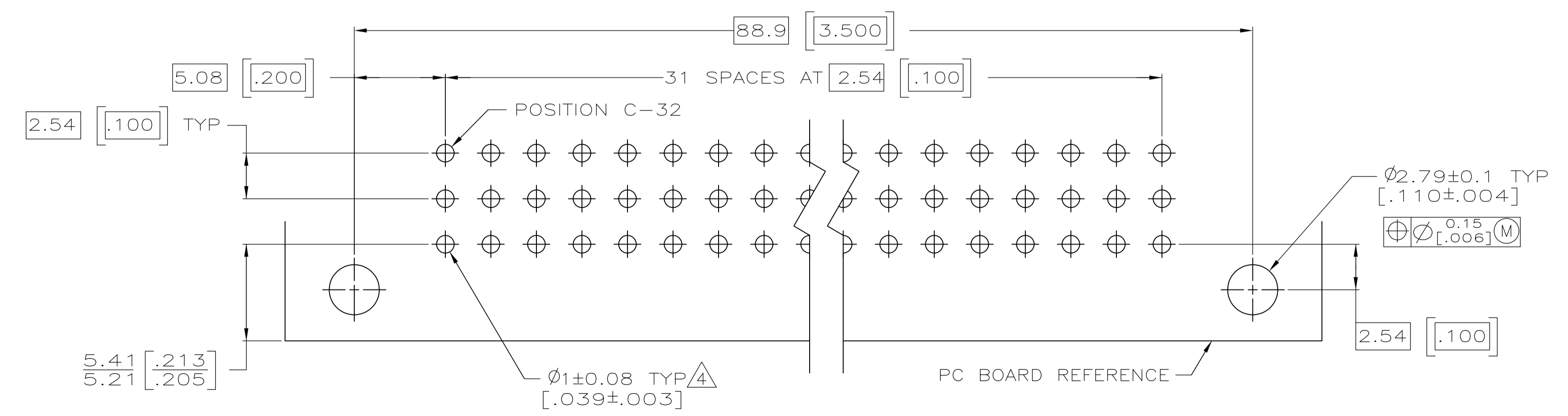
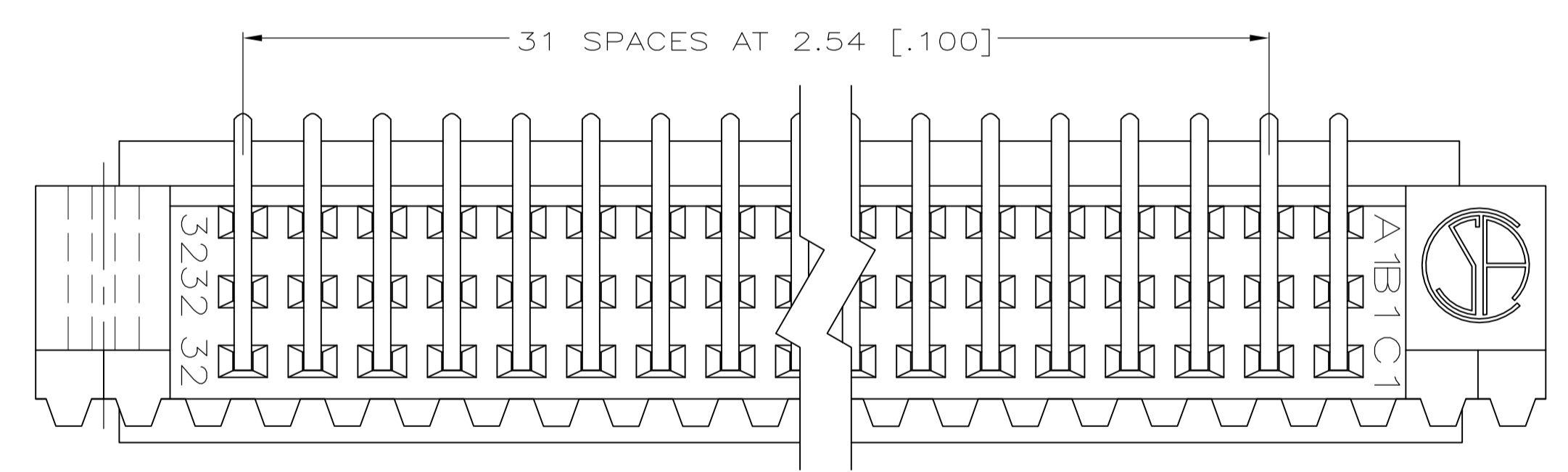
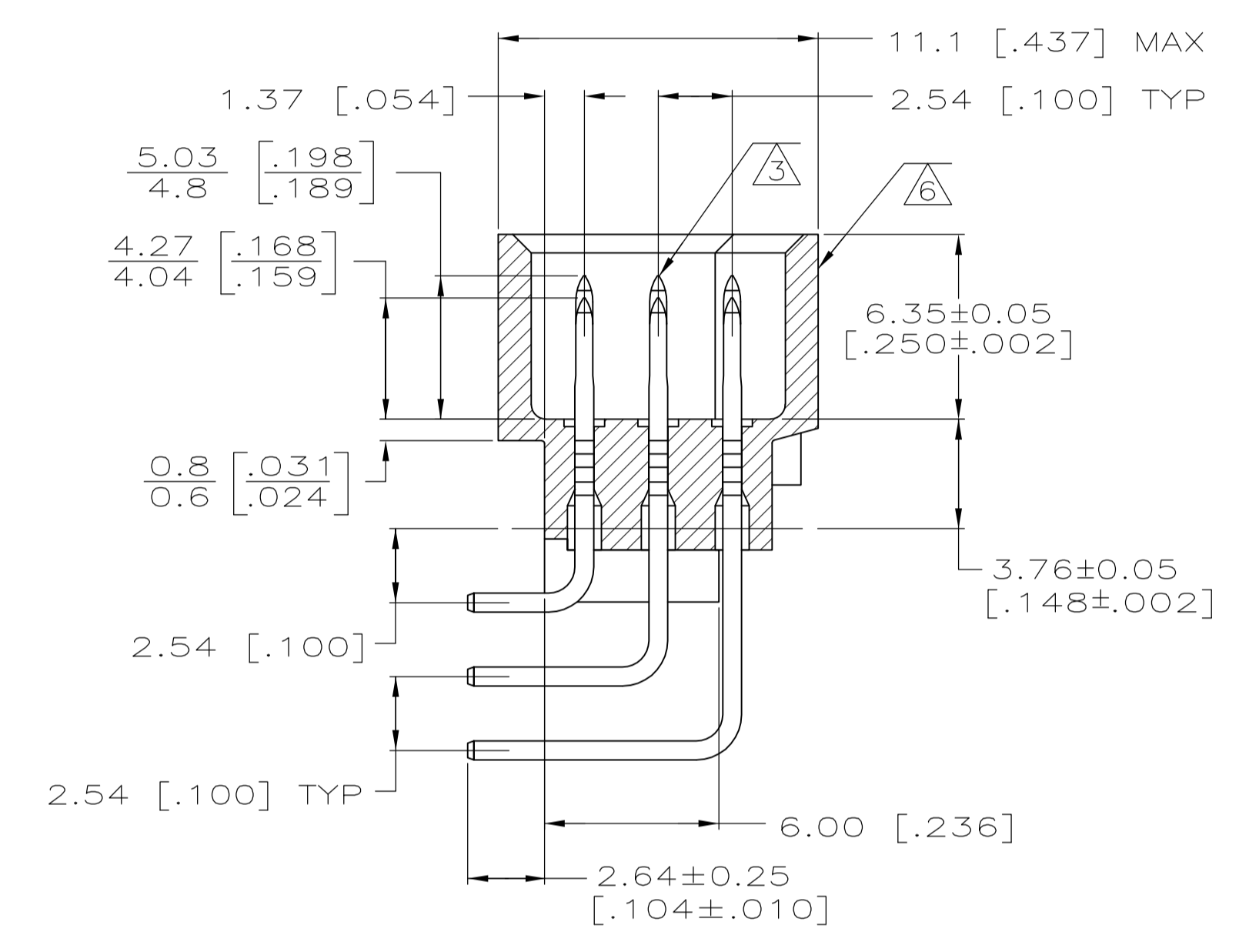
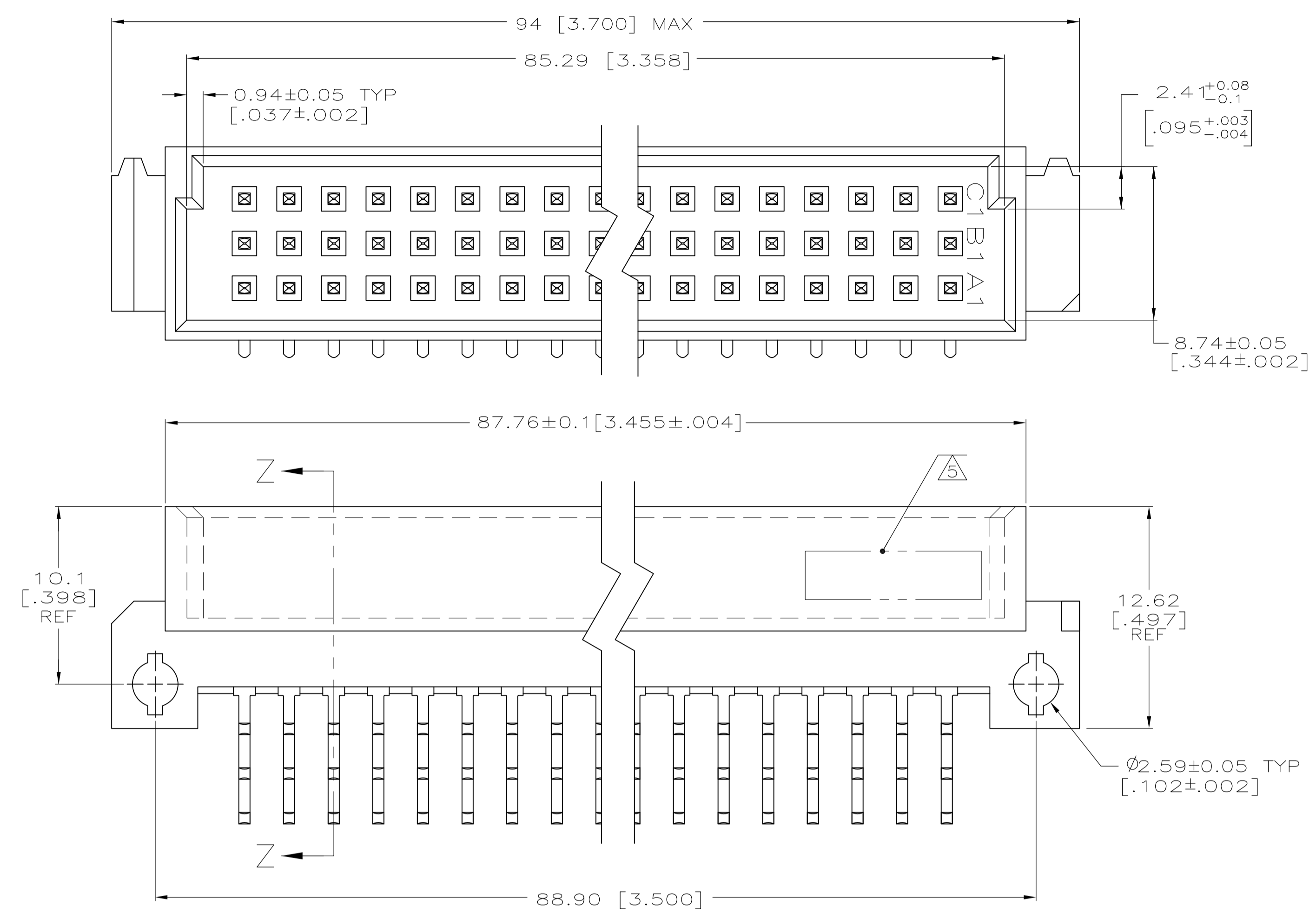


LOC		DIST		REVISIONS			
P	LTR	DATE	DESCRIPTION	DATE	DMN	APVD	
AD	25	AY1	REVISED PER ECO-10-009141	30APR10	HMR	DB	

- 1 HOUSING MATERIAL: GLASS-FILLED POLYESTER. COLOR: GRAY.
- 2 POST MATERIAL: BRASS.
- 3 POST FINISH: DIN 41612 CLASS 2 IN CONTACT AREA. TIN-LEAD PLATE ON POSTS.
- 4 RECOMMENDED HOLE SIZE FOR MANUAL APPLICATION OF CONNECTOR ONTO PC BOARD.
- 5 [PART NUMBER, DATE CODE] MARKED THIS APPROXIMATE AREA.
- 6 MARKING ON THIS SIDE.
- 7 OBSOLETE PARTS: OBSOLETE CIS STREAMLINING PER D.RENAUD/D.SINISI



THIS DRAWING IS A CONTROLLED DOCUMENT.		DIN	L. BRINER	8/25/92	Tyco Electronics Corporation Harrisburg, PA 17105-3608
DIMENSIONS: mm [INCHES]		CHK	R. PATTERSON	8/25/92	
TOLERANCES UNLESS OTHERWISE SPECIFIED:		APP'D	R. PATTERSON	8/25/92	NAME PIN ASSEMBLY, EUROCARD, TYPE C WITH MFBL CONTACTS
0. PLC ± -		PRODUCT SPEC			
1. PLC ± -		APPLICATION SPEC			
2. PLC ± -		WEIGHT			
3. PLC ± 0.13 [.005]		SIZE			
4. PLC ± -		CAGE CODE			
ANGLES ± -		DRAWING NO			
FINISH		RESTRICTED TO			
1 2 3		A1 00779 C=536437			
CUSTOMER DRAWING		SCALE 5:1 SHEET 1 OF 3 REV AY2			

1-21,23,27-32	22,24-26	C	32	3-536437-8
1-32	NONE	B	32	OBSOLETE
1-32	NONE	A	32	
2-31	1,32	C	32	3-536437-7
2-31	1,32	B	32	OBSOLETE
2-31	1,32	A	32	
1-3,22,29-32	4-21,23-28	C	32	3-536437-6
1-3,30-32	4-29	B	32	OBSOLETE
1-4,30-32	5-29	A	32	
25-28	1-24,29-32	C	32	3-536437-5
NONE	NONE	B	0	OBSOLETE
25-28	1-24,29-32	A	32	
21,22,29	1-20,23-28,30-32	C	32	3-536437-4
NONE	NONE	B	0	OBSOLETE
21,22,29	1-20,23-28,30-32	A	32	
1,2,6,10,16,20,25	3-5,7-9,11-15,17-19,21-24,26-32	C	32	3-536437-3
NONE	1-32	B	32	OBSOLETE
1,2,6,8,10,14,16,18,20,25	3-5,7,9,11-13,15,17,19,21-24,26-32	A	32	
NONE	1-32	C	32	3-536437-2
NONE	NONE	B	0	OBSOLETE
1,32	2-31	A	32	
NONE	NONE	C	0	3-536437-1
2,12,22,31	1,13,32	B	7	OBSOLETE
NONE	NONE	A	0	
9	31,32	C	3	3-536437-0
20,23	4-11,31,32	B	12	OBSOLETE
9,11,15,17,19	21,22,31,32	A	9	
1,8,13,15,18,19,32	2-7,9-12,14,16,17,20,22,24,26,28,30	C	26	2-536437-9
NONE	NONE	B	0	OBSOLETE
1,8,13,15,18,19,32	2-7,9-12,14,16,17,20,22,24,26,28,30	A	26	
1,14,15,20,26,32	3,5,7,9,11,13,16-19,21-25,27-31	C	26	2-536437-8
NONE	NONE	B	0	OBSOLETE
1,14,15,20,26,32	3,5,7,9,11,13,16-19,21-25,27-31	A	26	
1,12,14,21,22,32	2-11,13,15-20,23-31	C	32	2-536437-7
12,14,21,22,32	1-11,13,15-20,23-31	B	32	OBSOLETE
1,12,14,21,22,32	2-11,13,15-20,23-31	A	32	
9,11,12,15	1-8,10,13,14,16-32	C	32	2-536437-6
NONE	NONE	B	0	OBSOLETE
9,11,12,15	1-8,10,13,14,16-32	A	32	
1	2-32	C	32	2-536437-5
NONE	1-32	B	32	OBSOLETE
1	2-32	A	32	
2,3	1,4-32	C	32	2-536437-4
2,3	1,4-32	B	32	OBSOLETE
2,3	1,4-32	A	32	
NONE	1-32	C	32	2-536437-3
NONE	2-32	B	31	OBSOLETE
2	1,3-32	A	32	
1,32	2-31	C	32	2-536437-2
NONE	NONE	B	0	OBSOLETE
1,32	2-31	A	32	
8,9	1-7,10-32	C	32	2-536437-1
9	1-8,10-32	B	32	OBSOLETE
NONE	1-32	A	32	
NONE	2,4,6,8,...30,32	C	16	2-536437-0
NONE	NONE	B	0	OBSOLETE
2,32	4,6,8,10,...28,30	A	16	
2-31	1,32	C	32	1-536437-9
1-32	NONE	B	32	
2-32	1	A	32	
1-5,16-20,29-32	6-15,21-28	C	32	1-536437-8
1-5,16-20,29-32	6-15,21-28	B	32	OBSOLETE
1-5,16-20,29-32	6-15,21-28	A	32	
POSITIONS LOADED WITH 4.93[.194] CONTACTS	POSITIONS LOADED WITH 4.16[.164] CONTACTS	ROWS	NO. OF LOADED POSITION	ASSY PART NUMBER

2-4,7-32	NONE	C	29	1-536437-7
1,9-31	8,32	B	26	
1,2,4-6,9-32	NONE	A	29	
NONE	1-32	C	32	1-536437-6
10-12,27-30	1-9,13-26,31,32	B	32	OBSOLETE
NONE	1-32	A	32	
1,2	3-32	C	32	1-536437-5
NONE	1-32	B	32	
1,23	2-22,24-32	A	32	
25,27,28	1-24,26,29-32	C	32	1-536437-4
1	2-32	B	32	OBSOLETE
NONE	1-32	A	32	
1,5,7,32	2-4,6,8-31	C	32	1-536437-3
6,8,14,16,18,20,26,28	1-5,7,9-13,15,17,19,21-25,27,29-32	B	32	
1,32	2-31	A	32	
3,6,9,12,15,18,31,32	1,2,4,5,7,8,10,11,13,14,16,17,19-30	C	32	1-536437-2
2,3,6-26	1,4,5,27-32	B	32	OBSOLETE
2,5,8,11,14,17,20	1,3,4,6,7,9,10,12,13,15,16,18,19,21-32	A	32	
1,32	2-31	C	32	1-536437-1
NONE	1-32	B	32	
1,32	2-31	A	32	
31	1-30,32	C	32	1-536437-0
1,2,31	3-30,32	B	32	OBSOLETE
31	1-30,32	A	32	
NONE	1-32	C	32	536437-9
NONE	1-32	B	32	OBSOLETE
1,32	2-31	A	32	
NONE	1-32	C	32	536437-8
13,14,16	1-12,15,17-32	B	32	OBSOLETE
NONE	1-32	A	32	
1,31,32	2-30	C	32	536437-7
1,32	2-31	B	32	OBSOLETE
1,32	2-31	A	32	
9	1-8,10-32	C	32	536437-6
20,23	1-19,21,22,24-32	B	32	
9,11,15,17,19	1-8,10,12-14,16,18,20-32	A	32	
NONE	1-32	C	32	536437-5
2,12,22,31	1,3-11,13-21,23-30,32	B	32	OBSOLETE
NONE	1-32	A	32	
1,32	2-31	C	32	536437-4
1,32	2-31	B	32	
1,32	2-31	A	32	
1,2,31,32	3-30	C	32	536437-3
1,2,31,32	3-30	B	32	OBSOLETE
1,2,31,32	3-30	A	32	
NONE	1-32	C	32	536437-2
1,32	2-31	B	32	OBSOLETE
NONE	1-32	A	32	
NONE	1-32	C	32	536437-1
NONE	1-32	B	32	OBSOLETE
NONE	1-32	A	32	
POSITIONS LOADED WITH 4.93[.194] CONTACTS	POSITIONS LOADED WITH 4.16[.164] CONTACTS	ROWS	NO. OF LOADED POSITION	ASSY PART NUMBER

THIS DRAWING IS A CONTROLLED DOCUMENT.

DIMENSIONS: mm [INCHES]

TOLERANCES UNLESS OTHERWISE SPECIFIED:  
 0. PLC ± -  
 1. PLC ± -  
 2. PLC ± -  
 3. PLC ± 0.13[.005]  
 4. PLC ± -  
 ANGLES ± -

MATERIAL: FINISH:

REV L BRINER 2/18/94  
 CHK RON BRANDT 2/23/94  
 APVD RON BRANDT 2/23/94

NAME: PIN ASSEMBLY, EUROCARD, TYPE C WITH MFBL CONTACTS

SIZE: A1 CASE CODE: 00779 DRAWING NO: 536437  
 WEIGHT: -

CUSTOMER DRAWING SCALE: 5:1 SHEET 2 OF 3 REV AY2

Tyco Electronics Corporation  
 Harrisburg, PA 17105-3608

THIS DRAWING IS UNPUBLISHED. RELEASED FOR PUBLICATION  
 © COPYRIGHT 2005 BY TYCO ELECTRONICS CORPORATION. ALL RIGHTS RESERVED.

LOC		DIST		REVISIONS				
AD	25	REV	BY	DATE	DATE	DATE	DATE	DATE
				SEE SHEET 1				

1	2-32	C	32	4-536437-7
1	2-32	B	32	OBSOLETE
1	2-32	A	32	
1,2,3,30,31,32	4-29	C	32	4-536437-6
1,2,3,30,31,32	4-29	B	32	OBSOLETE
1,2,3,30,31,32	4-29	A	32	
1-26,32	27-31	C	32	4-536437-4
NONE	NONE	B	0	OBSOLETE
1-32	NONE	A	32	
NONE	NONE	C	0	4-536437-3
NONE	1-32	B	32	OBSOLETE
2,4,6,7,30,31,32	1,3,5,8-29	A	32	
3-31	1,2,32	C	32	4-536437-2
3-32	1,2	B	32	OBSOLETE
1,3-32	2	A	32	
32	1-31	C	32	4-536437-1
NONE	NONE	B	0	OBSOLETE
32	1-31	A	32	
31,32	1-30	C	32	4-536437-0
32	1-31	B	32	OBSOLETE
32	1-31	A	32	
2,6,9,20,25,28	1,3-5,7,8,10-19,21-24,26,27,29-32	C	32	3-536437-9
2,14,19,31	1,3-13,15-18,20-30,32	B	32	OBSOLETE
5,8,13,15,24,27,31	1-4,6,7,9-12,14,16-23,25,26,28-30,32	A	32	
POSITIONS LOADED WITH 4.93[.194] CONTACTS	POSITIONS LOADED WITH 4.16[.164] CONTACTS	ROWS	NO. OF LOADED POSITION	ASSY PART NUMBER

THIS DRAWING IS A CONTROLLED DOCUMENT.		DIN	L. BRINER	2/6/97	Tyco Electronics Corporation Harrisburg, PA 17105-3608
DIMENSIONS: mm [INCHES]		CHK	C. RICHARD	2/6/97	
TOLERANCES UNLESS OTHERWISE SPECIFIED:		APVD	C. RICHARD	2/6/97	NAME PIN ASSEMBLY, EUROCARD, TYPE C WITH MFBL CONTACTS
0 PLG ± - 1 PLG ± - 2 PLG ± - 3 PLG ± 0.13[.005] 4 PLG ± - ANGLES ± -		PRODUCT SPEC			
		APPLICATION SPEC			SIZE
MATERIAL		WEIGHT			CAGE CODE
FINISH					DRAWING NO
		CUSTOMER DRAWING			00779
		SCALE	5:1	SHEET	3 OF 3
		REV	AY2		