THIS DRAWING CONTAINS INFORMATION PROPRIETARY TO RF INDUSTRIES.
ANY UNAUTHORIZED USE OF THIS DRAWING IS EXPRESSLY PROHIBITED
WITHOUT WRITTEN PERMISSION FROM RF INDUSTRIES.
ANY VIOLATION IS PUNISHABLE UNDER U.S. COPYRIGHT LAWS.

ALL DIMENSIONS ARE REFERENCE ONLY

PART NO. **RSA-3510-1-141**

| REV | DESCRIPTION | DWN | DATE | APPROVED |
|---|---|---|---|---|
| – | ENGINEERING RELEASE | CZS | 5/24/00 | JDMc |
| | | | | |
| | | | | |
| | | | | |

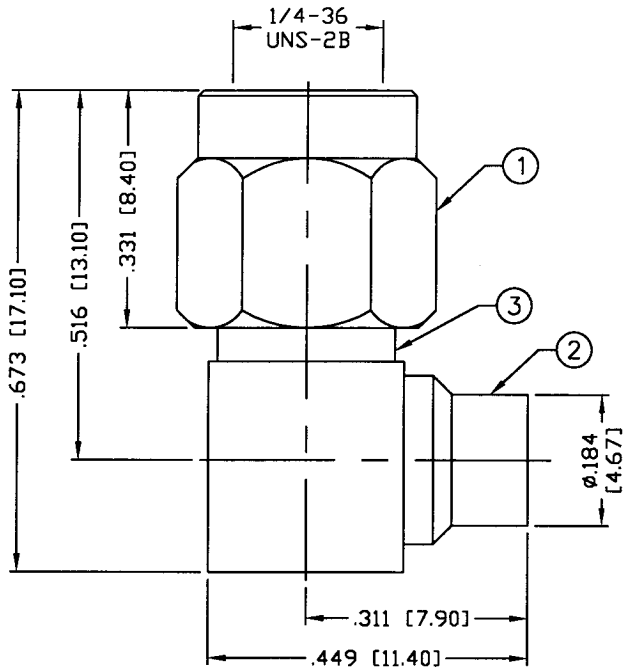


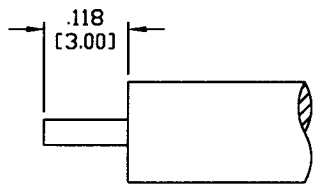


RECOMMENDED STRIPPING DIMENSION

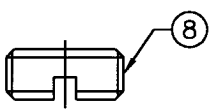


## SPECIFICATIONS:

IMPEDANCE: 50 Ohms
FREQUENCY RANGE: 0–18 GHz
INSERTION LOSS(dB): 0.04 x $\sqrt{f(GHz)}$
VSWR: 1.15 + .03 x $\sqrt{f(GHz)}$
WORKING VOLTAGE: 500 V rms Max. @ Sea Level
INSULATION RESISTANCE: 5k M Ohms min.
TEMPERATURE RANGE: –65°C TO 165°C
FOR .141 SEMI RIGID, RG–402/U & BELDEN 1673A CABLE

| # | DESCRIPTION | QTY | MATERIAL | FINISH |
|---|---|---|---|---|
| 1 | SHELL | 1 | BRASS | GOLD, 3μ" |
| 2 | PRESS BODY | 1 | BRASS | GOLD, 3μ" |
| 3 | BODY | 1 | BRASS | GOLD, 3μ" |
| 4 | INSULATOR | 1 | PTFE | --- |
| 5 | PIN | 1 | BRASS | GOLD, 50μ" |
| 6 | RETAINING RING | 1 | BeCu | --- |
| 7 | GASKET | 1 | SILICONE | --- |
| 8 | SCREW CAP | 1 | BRASS | GOLD, 3μ" |
| 9 | | | | |
| 10 | | | | |
| 11 | | | | |
| 12 | | | | |
| 13 | | | | |
| 14 | | | | |

008974

| APPROVALS | DATE |
|---|---|
| DRAWN C. ZUNIGA | 6/11/03 |
| CHECKED | 6.12.03 |
| ORI. DRAWN C. ZUNIGA | 6/11/03 |

UNLESS OTHERWISE SPECIFIED:

1. REMOVE ALL BURRS
2. BREAK ALL CORNERS & EDGES .005 R. MAX.
3. CHAMFER 1ST & LAST THREADS 45°
4. SURFACE ROUGHNESS 63 FINISH MIL-STD-10
5. DIAMETERS ON COMMON CENTERS TO BE CONCENTRIC WITHIN .002 T.I.R.
6. ALL DIMENSIONS ARE AFTER PLATING.

DIMENSIONS ARE IN INCHES AND [MILLIMETERS]
UNLESS OTHERWISE NOTED TOLERANCES ARE:

| DECIMALS | DIAMETER |
|---|---|
| .XXX±.003 [.08] | .XXX±.001 [.03] |
| .XX±.005 [.13] | .XX±.003 [.08] |

RF connectors
DIVISION OF RF INDUSTRIES, LTD.
7610 MIRAMAR RD
SAN DIEGO, CA 92126
(858) 549–6340
(858) 549–6345 FAX

# SMA PLUG

RIGHT ANGLE, DIRECT SOLDER

| SIZE | CABLE GROUP | DWG NO. | REV |
|---|---|---|---|
| A | SR2 | RSA-3510-1-141 | — |

SCALE: NTS | CAD FILE OUTLINE | SHEET 1 OF 1