


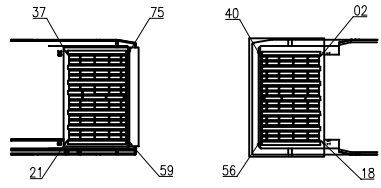
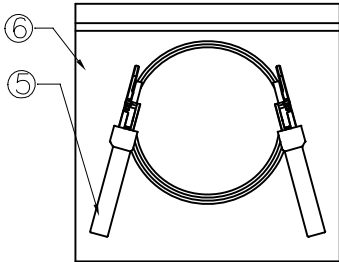
Rev	AWO #	Description	Date	Appr
-		RELEASED	10/4/22	

APPROVED: \_\_\_\_\_  
DATE: \_\_\_\_\_ TITLE: \_\_\_\_\_

CUSTOM CABLE ASSEMBLIES ARE  
NON-CANCELLABLE/NON-RETURNABLE



ADAM P/N	L+T
CA-QSFPDD-MM-0.5M-A1	19.685"±1.787" [500±20mm]
CA-QSFPDD-MM-1.0M-A1	39.370"±1.181" [1000±30mm]
CA-QSFPDD-MM-1.5M-A1	59.055"±1.181" [1500±30mm]
CA-QSFPDD-MM-2.0M-A1	78.740"±1.181" [2000±30mm]
CA-QSFPDD-MM-2.5M-A1	98.425"±1.181" [2500±30mm]



SPECIFICATIONS

ITEM	DESCRIPTION
7	HEAT SHRINK TUBE
6	PE BAG
5	QSFP-DD DUST COVER
4	LABEL1
3	QSFP-DD 76PIN CABLE END COVER KIT W/BLACK PULL TAB
2	QSFP-DD 76PIN CABLE END PCBA (30u") W/ EEPROM
1	TWIN-AX CABLE 28AWGX8PAIR,100ohm, BLACK, UL APPROVED

**Cable:**  
TWIN-AX Cable, 28AWGX8Pair, 100 ohm, Jacket Color: Black  
**Electrical Test:**  
All assemblies must be 100% tested for shorts, open continuity and physical appearance.  
**Environmental:**  
Lead free, RoHS compliant.



UNLESS OTHERWISE SPECIFIED ALL DIMENSIONS ARE INCHES [MM]. TOLERANCES: EXCEPT AS NOTED

INCHES	HOLES
.X ± .10	ØX ± .10
.XX ± .020	ØXX ± .015
.XXX ± .015	ØXXX ± .010

DRAWN	WX	10/4/22
CHECKED	RC	10/4/22
APPROVED		

THIS DRAWING CONTAINS INFORMATION THAT IS PROPRIETARY AND SHOULD NOT BE USED WITHOUT PRIOR WRITTEN PERMISSION FROM ADAM TECH

**ADAM TECH** 909 Rahway Avenue, Union, NJ 07083  
Phone: 908-687-5000 Fax: 908-687-5710

TITLE: CUSTOMER ASSEMBLY, QSFP DD/QSFP DD TWIN-AX CABLE, 76P, 28AWG

SIZE X	PART NO. CA-QSFPDD-MM-X.XM-S1	REV. -
REF: S00013T	SCALE: NTS	SHEET 1 OF 2

6 5 4 3 2 1

APPROVED: \_\_\_\_\_  
DATE: \_\_\_\_\_ TITLE: \_\_\_\_\_

Rev	AWO #	Description	Date	Appr
-----	-------	-------------	------	------

SEE SHT 1 OF 2 FOR REVISION

CUSTOM CABLE ASSEMBLIES ARE  
NON-CANCELLABLE/NON-RETURNABLE

## WIRING TABLE

P1		Cable	P2	
SYMBOL	PIN #		PIN #	SYMBOL
GND	1	GND	20	GND
TX2N	2	High Speed Pair	21	RX2N
TX2P	3		22	RX2P
GND	4	GND	23	GND
TX4N	5	High Speed Pair	24	RX4N
TX4P	6		25	RX4P
GND	7	GND	26	GND
MODSELL	8	NC	8	MODSELL
RESETL	9		9	RESETL
VCCRFX	10		10	VCCRFX
SCL	11		11	SCL
SDA	12		12	SDA
GND	13	GND	32	GND
RX3P	14	High Speed Pair	33	TX3P
RX3N	15		34	TX3N
GND	16	GND	35	GND
RX1P	17	High Speed Pair	36	TX1P
RX1N	18		37	TX1N
GND	19	GND	38	GND
GND	20	GND	1	GND
RX2N	21	High Speed Pair	2	TX2N
RX2P	22		3	TX2P
GND	23	GND	4	GND
RX4N	24	High Speed Pair	5	TX4N
RX4P	25		6	TX4P
GND	26	GND	7	GND
MODPRSL	27	NC	27	MODPRSL
INTL	28		28	INTL
VCCTX	29		29	VCCTX
VCC1	30		30	VCC1
INIT_MODE	31		31	INIT_MODE
GND	32	GND	13	GND
TX3P	33	High Speed Pair	14	RX3P
TX3N	34		15	RX3N
GND	35	GND	16	GND
TX1P	36	High Speed Pair	17	RX1P
TX1N	37		18	RX1N
GND	38	GND	19	GND

P1		Cable	P2	
SYMBOL	PIN #		PIN #	SYMBOL
GND	39	GND	58	GND
TX6N	40	High Speed Pair	59	RX6N
TX6P	41		60	RX6P
GND	42	GND	61	GND
TX8N	43	High Speed Pair	62	RX8N
TX8P	44		63	RX8P
GND	45	GND	64	GND
OPEN	46	NC	46	OPEN
OPEN	47		47	OPEN
OPEN	48		48	OPEN
OPEN	49		49	OPEN
OPEN	50		50	OPEN
GND	51	GND	70	GND
RX7P	52	High Speed Pair	71	TX7P
RX7N	53		72	TX7N
GND	54	GND	73	GND
RX5P	55	High Speed Pair	74	TX5P
RX5N	56		75	TX5N
GND	57	GND	76	GND
GND	58	GND	39	GND
RX6N	59	High Speed Pair	40	TX6N
RX6P	60		41	TX6P
GND	61	GND	42	GND
RX8N	62	High Speed Pair	43	TX8N
RX8P	63		44	TX8P
GND	64	GND	45	GND
OPEN	65	NC	65	OPEN
OPEN	66		66	OPEN
OPEN	67		67	OPEN
OPEN	68		68	OPEN
OPEN	69		69	OPEN
GND	70	GND	51	GND
TX7P	71	High Speed Pair	52	RX7P
TX7N	72		53	RX7N
GND	73	GND	54	GND
TX5P	74	High Speed Pair	55	RX5P
TX5N	75		56	RX5N
GND	76	GND	57	GND

NOTE:  
1. ALL SIGNAL GND ARE CONNECTED TOGETHER  
2. ALWAYS LOW POWER MODE  
3. NOT SUPPORT MODULE INTERRUPT & MODULE RESET  
4. NC IS NOT CONNECTED

UNLESS OTHERWISE SPECIFIED ALL DIMENSIONS ARE INCHES [MM]. TOLERANCES: EXCEPT AS NOTED

INCHES	HOLES
.X ± .10	ØX ± .10
.XX ± .020	ØXX ± .015
.XXX ± .015	ØXXX ± .010

909 Rahway Avenue,  
Union, NJ 07083  
Phone: 908-687-5000  
Fax: 908-687-5710

DRAWN	WX	10/4/22
CHECKED	RC	10/4/22
APPROVED		

TITLE  
CUSTOMER ASSEMBLY, QSFP DD/QSFP DD  
TWIN-AX CABLE, 76P, 28AWG

THIS DRAWING CONTAINS INFORMATION THAT IS PROPRIETARY AND SHOULD NOT BE USED WITHOUT PRIOR WRITTEN PERMISSION FROM ADAM TECH

SIZE X	PART NO. CA-QSFPDD-MM-X.XM-S1	REV. -
-----------	----------------------------------	-----------

REF: S00013T SCALE: NTS SHEET 2 OF 2

6 5 4 3 2 1