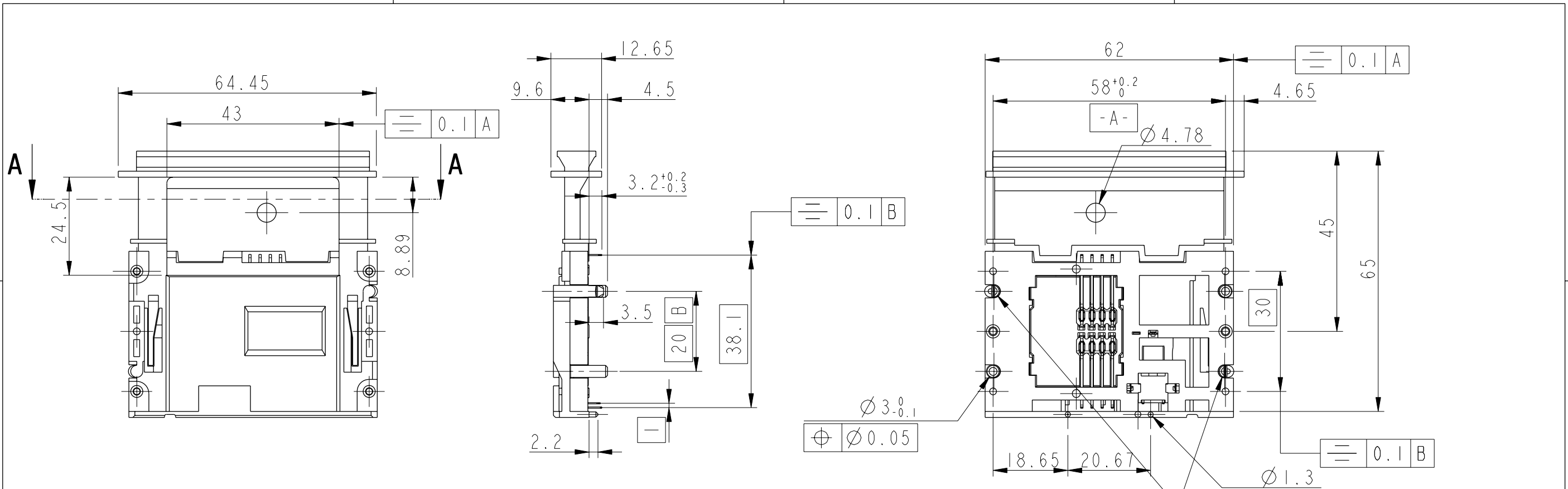


A  
B

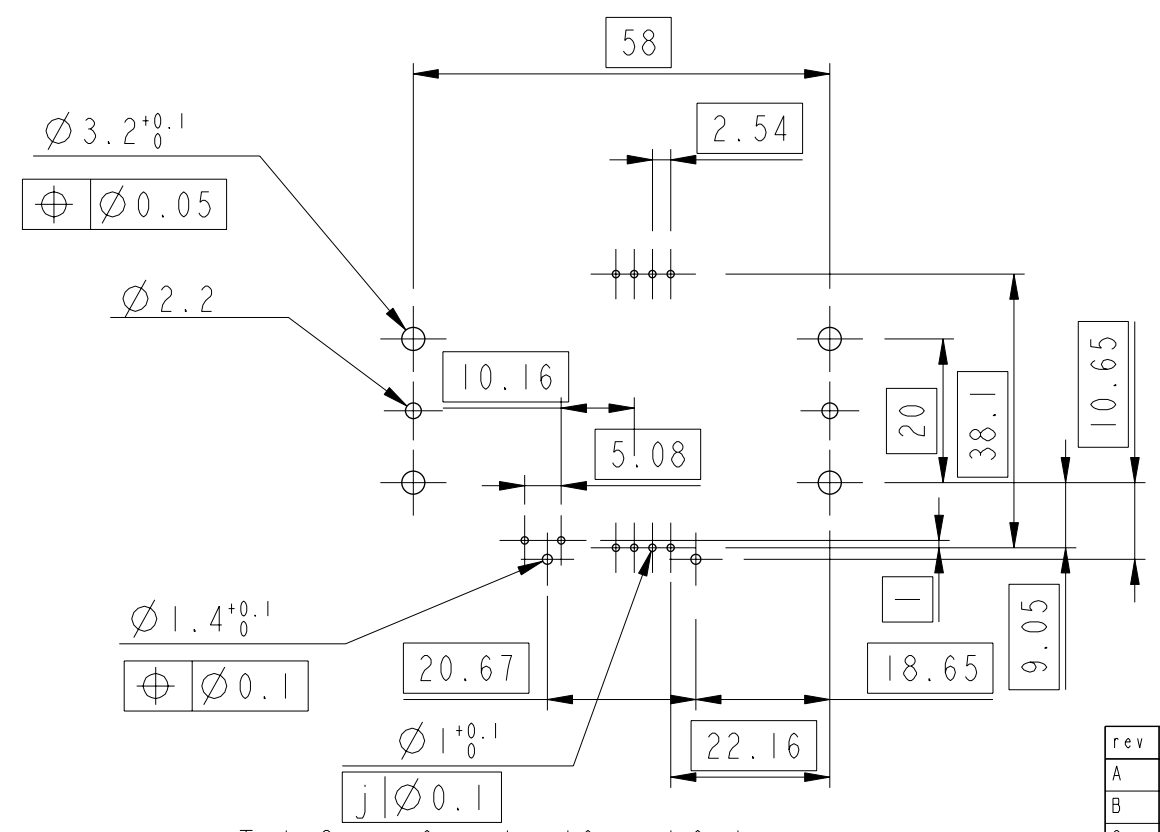
A  
B



IMPLANTATION C.1  
PCB FOOTPRINT

C  
D

C  
D



Tol Gen: 0mm to 10mm ±0.1mm  
10mm to 30mm ±0.15mm  
30mm to 60mm ±0.2mm  
60mm and above ±0.3mm

LEAD FREE VERSION:

"This product meets European Union Directives and other country regulations as described in GS-22-008"

The housing will withstand exposure to 260°C peak temperature for 3-5seconds in a wave solder application with a 1.6mm minimum thick circuit board.

Sn Matte plating on solder tail for Lead Free Versions

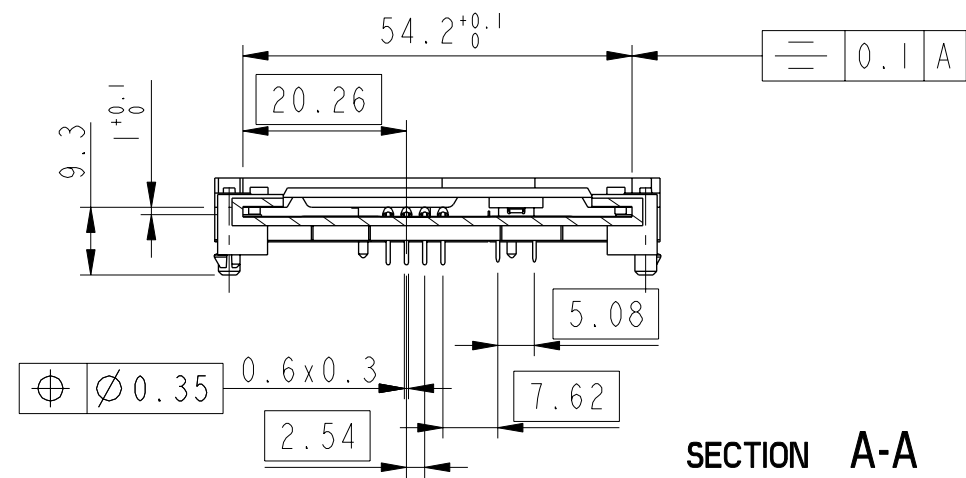
CATALOGUE NUMBER	LEAD FREE VERSION
7434L1625S13	7434L1625S13LF

www.fciconnect.com			surface - ✓ ISO 1302	tolerance std ISO 406 ISO 1101	projection mm		
TOLERANCES UNLESS OTHERWISE SPECIFIED							
Dr	S.Alosius	2002/02/04	ANGULAR LINEAR	0.x	±	size A3	Scale 1:1
Eng	S.Alosius	2002/02/04		0.xx	±		
Chr	S.S.CHERIAN	2008/06/14		0.xxx	±		
Appr	S.S.CHERIAN	2008/06/14	Product family		SMARTCARD	Spec ref	-
FCI			title		SMARTCARD ASSEMBLY	Rev.	
-			L16		avg no	VJW54613	C
-			catalog no		7434L1625S13	CUSTOMER	sheet 1 of 2

rev	ecn no	dr	date
A	F20307	SAI	2002/02/04
B	105-0181	NT	2005/09/27
C	108-0074	SSC	2008/06/14
-	-	-	-
-	-	-	-
-	-	-	-
-	-	-	-



Copyright FCI.



SECTION A-A



Copyright FCI.

www.fciconnect.com		surface - ✓ ISO 1302		tolerance std ISO 406 ISO 1101		projection A3		mm ↔	
TOLERANCES UNLESS OTHERWISE SPECIFIED									
Dr	S.Alosius	2002/02/04	ANGULAR	LINEAR	0.X	±	size A3	Scale 1:1	
Eng	S.Alosius	2002/02/04			0.XX	±			
Chr	S.S.CHERIAN	2008/06/14			0.XXX	±		ECN	108-0074
Appr	S.S.CHERIAN	2008/06/14	Product family		SMARTCARD		Spec ref -		
FCI		title SMARTCARD ASSEMBLY			dwg no		VJW54613		Rev. C
		catalog no			7434L1625S13		CUSTOMER		sheet 2 of 2

REV F - 2006-04-17