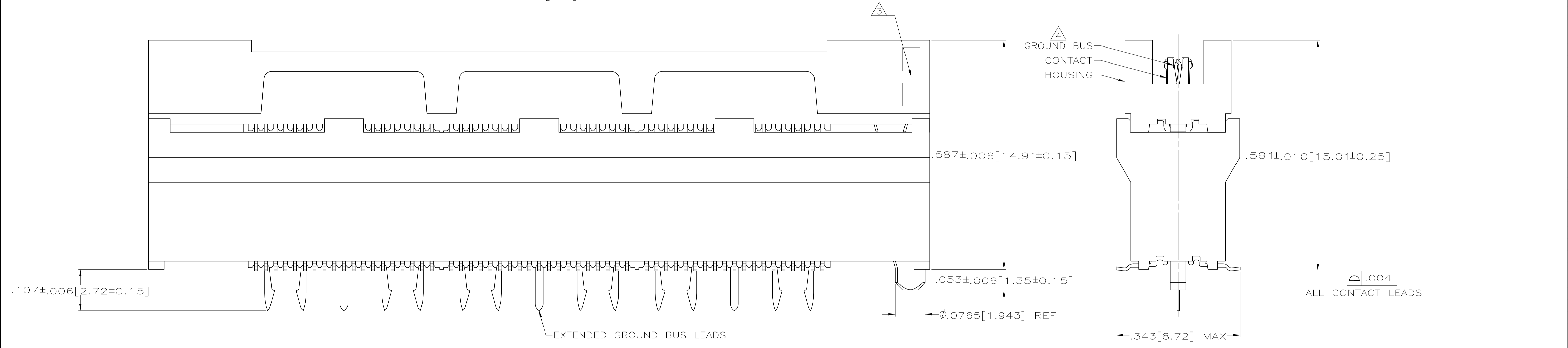


- $\triangle 1$ HOUSING: LIQUID CRYSTAL POLYMER, COLOR BLACK.
CONTACTS: HIGH RELIABILITY COPPER ALLOY.
GROUND BUSES: PHOSPHOR BRONZE ALLOY, UNS C51100.
- $\triangle 2$ CONTACTS & GROUND BUSES: NICKEL UNDERPLATE ALL OVER, MATING SURFACE PLATED TO MEET LEVEL 2 PERFORMANCE REQUIREMENTS OF TE PRODUCT SPECIFICATION 108-1422, SOLDER TAILS PLATED TIN-LEAD.
- $\triangle 3$ DATE CODE MARKED IN AREA INDICATED ON SIDE OPPOSITE POSITION #1.
- $\triangle 4$ ONE GROUND BUS WITH 5 TAILS PER EACH MODULE.
- $\triangle 5$ TOLERANCE NON-ACCUMULATIVE.
- $\triangle 6$ FOR SLIP-FIT APPLICATIONS, ORIENTATION HOLE TO BE $\phi .079 \pm .001 [2.00 \pm 0.03]$.
- $\triangle 7$ FOR CONNECTORS OF 190 POSITIONS AND LARGER, THE CONNECTORS INTEGRAL GROUND BUS RETENTION FEATURE COMPENSATES FOR INHERENT BOW IN THE HOUSING. ONCE THE CONNECTOR IS PLACED ON THE PCB, COPLANARITY IS HELD TO $0.1 [0.04]$.
- $\triangle 8$ PRELIMINARY - NOT RELEASED FOR PRODUCTION.

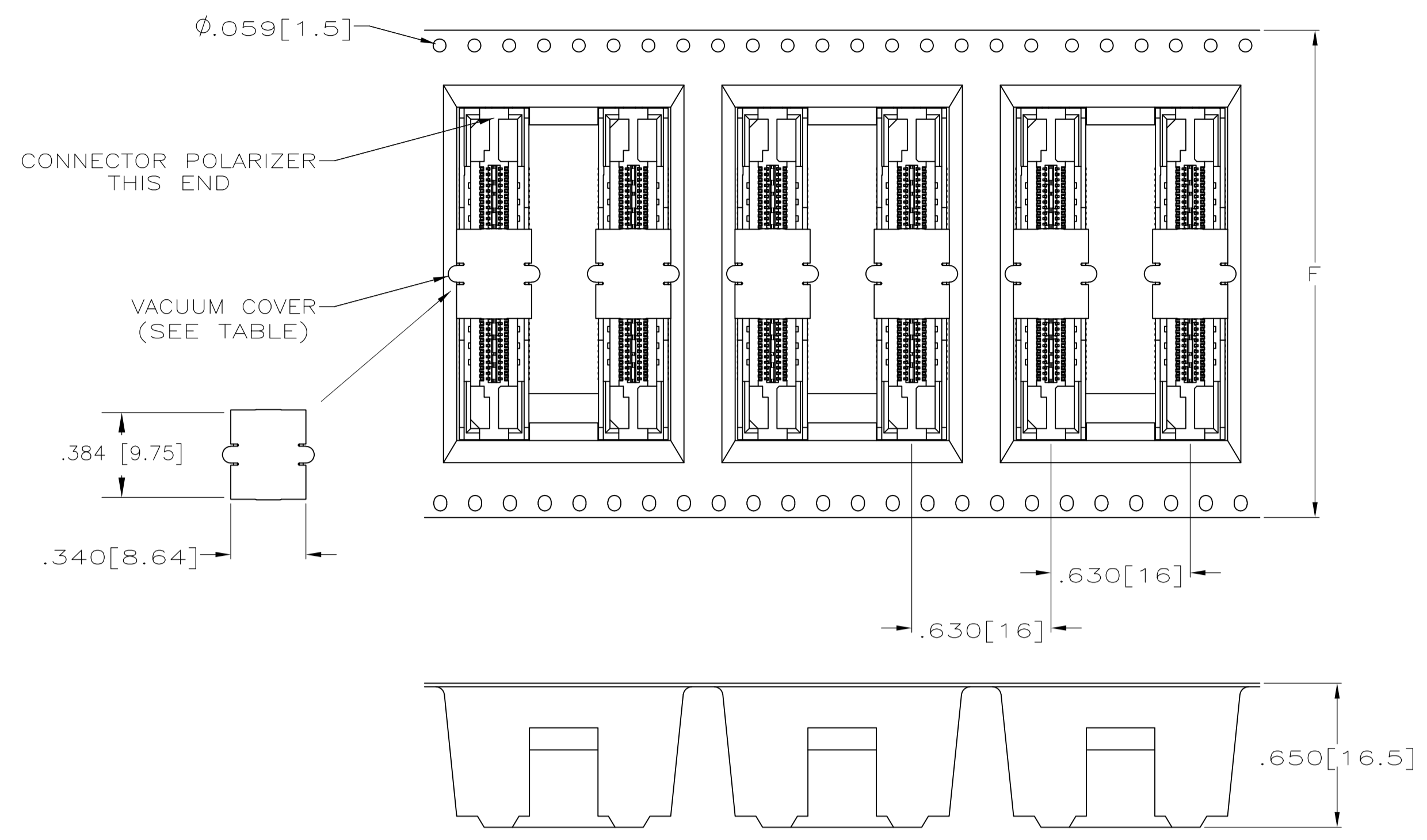


SEE SHEET 2 FOR RECOMMENDED PC BOARD LAYOUT AND PACKAGING DETAIL

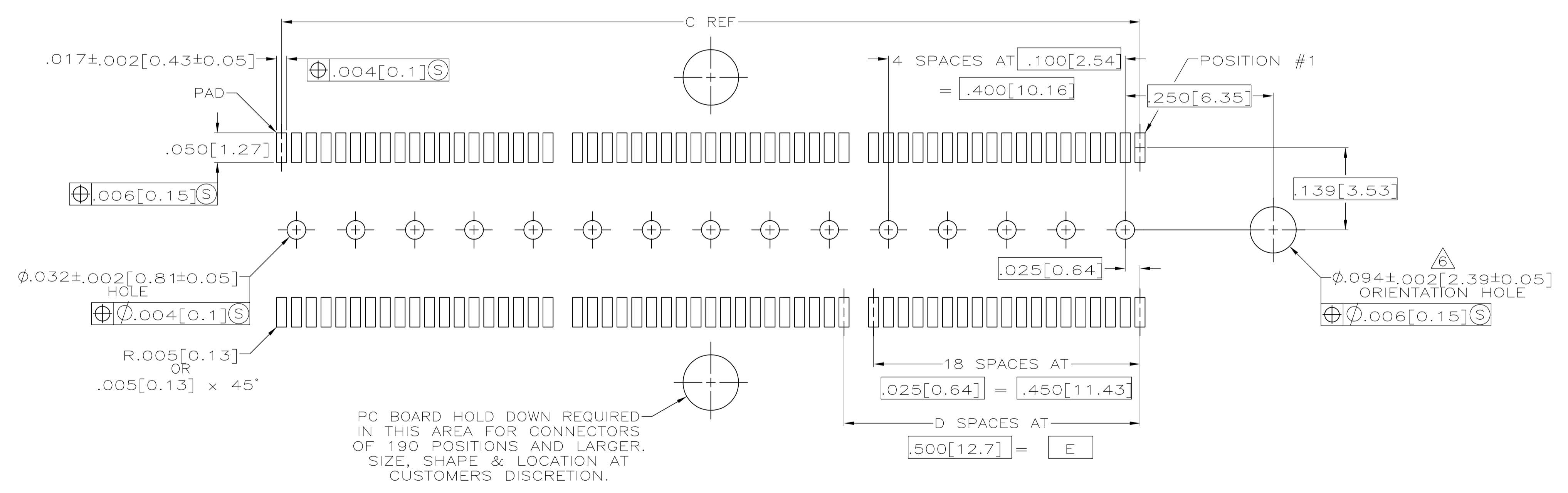
OBsolete	NO	4.724 [120]	3.000 [76.2]	6	3.450 [87.63]	3.900 [99.06]	4.000 [101.6]	266	1-767153-4
	NO	4.724 [120]	2.500 [63.5]	5	2.950 [74.93]	3.400 [86.36]	3.500 [88.9]	228	1-767153-3
	NO	4.094 [104]	2.000 [50.8]	4	2.450 [62.23]	2.900 [73.66]	3.000 [76.2]	190	1-767153-2
	NO	3.465 [88]	1.500 [38.1]	3	1.950 [49.53]	2.400 [60.96]	2.500 [63.5]	152	1-767153-1
	NO	2.835 [72]	1.000 [25.4]	2	1.450 [36.83]	1.900 [48.26]	2.000 [50.8]	114	1-767153-0
	NO	2.205 [56]	.500 [12.7]	1	.950 [24.13]	1.400 [35.56]	1.500 [38.1]	76	767153-9
	NO	1.732 [44]	.000 [0]	0	.450 [11.43]	.900 [22.86]	1.000 [25.4]	38	767153-8
$\triangle 8$	YES	4.724 [120]	3.000 [76.2]	6	3.450 [87.63]	3.900 [99.06]	4.000 [101.6]	266	767153-7
$\triangle 8$	YES	4.724 [120]	2.500 [63.5]	5	2.950 [74.93]	3.400 [86.36]	3.500 [88.9]	228	767153-6
$\triangle 8$	YES	4.094 [104]	2.000 [50.8]	4	2.450 [62.23]	2.900 [73.66]	3.000 [76.2]	190	767153-5
$\triangle 8$	YES	3.465 [88]	1.500 [38.1]	3	1.950 [49.53]	2.400 [60.96]	2.500 [63.5]	152	767153-4
$\triangle 8$	YES	2.835 [72]	1.000 [25.4]	2	1.450 [36.83]	1.900 [48.26]	2.000 [50.8]	114	767153-3
$\triangle 8$	YES	2.205 [56]	.500 [12.7]	1	.950 [24.13]	1.400 [35.56]	1.500 [38.1]	76	767153-2
$\triangle 8$	YES	1.732 [44]	.000 [0]	0	.450 [11.43]	.900 [22.86]	1.000 [25.4]	38	767153-1
	VACUUM COVER INCLUDED	F	E	D	C	B	A	NO OF POS	PART NUMBER

THIS DRAWING IS A CONTROLLED DOCUMENT.

DIMENSIONS: INCHES [mm]	TOLERANCES UNLESS OTHERWISE SPECIFIED:	DIN J GERACE 16AUG00	Tyco Electronics Corporation Harrisburg, PA 17105-3608
0 PLC ± -	1 PLC ± -	APVD D DIXON 16AUG00	NAME D SUMMERS
2 PLC ± -	3 PLC ± .005(0.13)	NAME D SUMMERS	RECEPTACLE ASSEMBLY, .355 [9.02] VERTICAL .025 [0.64] CL, GULL WING LEADS, POCKET TAPE PACKAGED, MICTOR
4 PLC ± -	ANGLES ± -	APPLICATION SPEC 108-1422	SIZE CAGE CODE DRAWING NO 114-11004
MATERIAL $\triangle 1$	FINISH $\triangle 2$	WEIGHT -	RESTRICTED TO A1 00779 C=767153
		CUSTOMER DRAWING	SCALE 8:1 SHEET 1 OF 2 REV F1



PACKAGING DETAIL Δ
 SCALE 2:1
 DIMENSIONS ARE FOR REFERENCE



PC BOARD HOLD DOWN REQUIRED IN THIS AREA FOR CONNECTORS OF 190 POSITIONS AND LARGER. SIZE, SHAPE & LOCATION AT CUSTOMERS DISCRETION.

RECOMMENDED PC BOARD LAYOUT
 (VIEWED FROM CONNECTOR SIDE)

THIS DRAWING IS A CONTROLLED DOCUMENT.		DIN J.GERACE 16AUG00	Tyco Electronics Corporation Harrisburg, PA 17105-3608
DIMENSIONS: INCHES[mm]		CHK D.DIXON 16AUG00	
TOLERANCES UNLESS OTHERWISE SPECIFIED:		APVD D.SUMMERS 16AUG00	NAME RECEPTACLE ASSEMBLY, .355[9.02] VERTICAL, .025[0.64] CL, GULL WING LEADS, POCKET TAPE PACKAGED, MICTOR
0 PLC ± - 1 PLC ± - 2 PLC ± - 3 PLC ± .005[0.13] 4 PLC ± - ANGLES ± -		APPLICATION SPEC	SIZE A1
MATERIAL		WEIGHT	CAGE CODE DRAWING NO 00779 C=767153
		CUSTOMER DRAWING	SCALE 8:1 SHEET 2 OF 2 REV F1