

iceLynx-Micro IEEE 1394a-2000 Consumer Electronics Solution

FEATURES

- **1394 Features**
 - Integrated 400 Mbps 3-port PHY
 - Compliant with IEEE 1394-1995 and IEEE 1394a-2000 standards
 - Supports bus manager functions and automatic 1394 self-ID verification.
 - Separate Async Ack FIFO decreases the ack-tracking burden on in-CPU and ex-CPU
- **DTLA Encryption Support for MPEG2-DVB, DSS, DV, and Audio (TSB43CA43A and TSB43CA42 Only)**
 - Two M6 baseline ciphers (one per HSDI port)
 - Content key generation from exchange key
 - AKE acceleration features in hardware
 - Random Number Generator
 - Secure Hash Algorithm, Revision 1 (SHA-1)
 - Other AKE acceleration features
 - Elliptical curve digital signature algorithm (EC-DCA) both signature and verification
 - Elliptical curve Diffie-Hellman (EC-DH), first phase value and shared secret calculation
 - 160-bit math functions
- **High Speed Data Interface (HSDI)**
 - Two configurable high speed data interfaces support the following audio and video modes:
 - MPEG2-DVB interface
 - MPEG2-DSS interface
 - DV codec interface
 - IEC60958 interface
 - Audio DAC interface
 - SACD interface
- **External CPU Interface**
 - 16-bit parallel asynchronous I/O-type
 - 16-bit parallel synchronous I/O-type
 - 16-bit parallel synchronous memory type
- **Internal ARM7**
 - 50-MHz operating frequency
 - 32-bit and thumb (16-bit) mode support
 - UART included for communication
 - 256K bytes of program memory included on chip
 - ARM JTAG included for software debug
- **Data Buffers**
 - Large 16.5K byte total FIFO
 - Programmable data/space available indicators for buffer flow control
- **Hardware Packet Formatting for the Following Standards**
 - DVB MPEG2 transport stream (IEC61883-4)
 - DSS MPEG2 transport stream per standard
 - DV Stream (IEC 61883-2) SD-DV
 - Audio over 1394 (IEC 61883-6)
 - Audio Music Protocol (version 1.0 and enhancements)
 - Asynchronous and asynchronous stream (as defined by IEEE 1394)
- **Additional Features**
 - PID filtering for transmit function (up to 16 separate PIDs per HSDI)
 - Packet insertion – two insertion buffers per HSDI
 - 11 general-purpose inputs/outputs (GPIOs)
 - Interrupt driven to minimize CPU polling.
 - Single 3.3-V supply
 - JTAG interface to support post-assembly scan of device I/O – boundary scan



Please be aware that an important notice concerning availability, standard warranty, and use in critical applications of Texas Instruments semiconductor products and disclaimers thereto appears at the end of this data sheet.

DESCRIPTION

The iceLynx-Micro (consumer electronics link with integrated microcontroller and physical layer (PHY)) is a high performance 1394 link-layer device designed as a total solution for digitally interfacing advanced audio/video consumer electronics applications. The device is offered in both a DTCP encryption/decryption version (TSB43CA43A and TSB43CA42) and a non-DTCP encryption/decryption version (TSB43CB43).

In addition to supporting transmit and receive of MPEG2 and DSS formatted transport streams with encryption and decryption, the iceLynx-Micro supports the IEC 61883-6 and audio music protocol standards for audio format and packetizing and asynchronous and asynchronous stream (as defined by 1394).

The device also features an embedded ARM7TDMI microprocessor core with access to 256K bytes of internal program memory. The ARM7 is embedded to process 1394 specific transactions, thus significantly reducing the processing power required by the host CPU and the development time required by the user. The ARM7 is accessed from the 16/1-bit host CPU interface, from a UART communication port, or from a JTAG debug port.

The iceLynx-Micro integrated 3-port PHY allows the user enhanced flexibility as two additional devices can be utilized in a system application. The PHY's speeds are capable of running at 100 Mbps, 200 Mbps, or 400 Mbps. The PHY follows all requirements as stated in the IEEE 1394-1995 and IEEE 1394a-2000 standards.

The TSB43CA43A and TSB43CA42 version of iceLynx-Micro incorporates two M6 baseline ciphers (one per HSDI port) per the 5C specification to support transmit and receive of MPEG2 formatted transport streams with encryption and decryption. The TSB43CB43 version of iceLynx-Micro is identical to the TSB43CA43A without implementation of the encryption/decryption features. The TSB43CB43 device allows customers that do not require the encryption/decryption features to incorporate iceLynx-Micro without becoming DTLA licensees. Both devices support the IEC 61883-6 and audio music protocol standards for audio format and packetizing.

NOTE:

This product is for high-volume CE applications only. For a complete datasheet or more information contact support@ti.com.

PACKAGING INFORMATION

Orderable Device	Status (1)	Package Type	Package Drawing	Pins	Package Qty	Eco Plan (2)	Lead finish/ Ball material (6)	MSL Peak Temp (3)	Op Temp (°C)	Device Marking (4/5)	Samples
TSB43CB43APGF	ACTIVE	LQFP	PGF	176	40	RoHS & Green	NIPDAU	Level-3-260C-168 HR	-20 to 70	TSB43CB43A	Samples

(1) The marketing status values are defined as follows:

ACTIVE: Product device recommended for new designs.

LIFEBUY: TI has announced that the device will be discontinued, and a lifetime-buy period is in effect.

NRND: Not recommended for new designs. Device is in production to support existing customers, but TI does not recommend using this part in a new design.

PREVIEW: Device has been announced but is not in production. Samples may or may not be available.

OBSOLETE: TI has discontinued the production of the device.

(2) **RoHS:** TI defines "RoHS" to mean semiconductor products that are compliant with the current EU RoHS requirements for all 10 RoHS substances, including the requirement that RoHS substance do not exceed 0.1% by weight in homogeneous materials. Where designed to be soldered at high temperatures, "RoHS" products are suitable for use in specified lead-free processes. TI may reference these types of products as "Pb-Free".

RoHS Exempt: TI defines "RoHS Exempt" to mean products that contain lead but are compliant with EU RoHS pursuant to a specific EU RoHS exemption.

Green: TI defines "Green" to mean the content of Chlorine (Cl) and Bromine (Br) based flame retardants meet JS709B low halogen requirements of <=1000ppm threshold. Antimony trioxide based flame retardants must also meet the <=1000ppm threshold requirement.

(3) MSL, Peak Temp. - The Moisture Sensitivity Level rating according to the JEDEC industry standard classifications, and peak solder temperature.

(4) There may be additional marking, which relates to the logo, the lot trace code information, or the environmental category on the device.

(5) Multiple Device Markings will be inside parentheses. Only one Device Marking contained in parentheses and separated by a "-" will appear on a device. If a line is indented then it is a continuation of the previous line and the two combined represent the entire Device Marking for that device.

(6) Lead finish/Ball material - Orderable Devices may have multiple material finish options. Finish options are separated by a vertical ruled line. Lead finish/Ball material values may wrap to two lines if the finish value exceeds the maximum column width.

Important Information and Disclaimer: The information provided on this page represents TI's knowledge and belief as of the date that it is provided. TI bases its knowledge and belief on information provided by third parties, and makes no representation or warranty as to the accuracy of such information. Efforts are underway to better integrate information from third parties. TI has taken and continues to take reasonable steps to provide representative and accurate information but may not have conducted destructive testing or chemical analysis on incoming materials and chemicals. TI and TI suppliers consider certain information to be proprietary, and thus CAS numbers and other limited information may not be available for release.


In no event shall TI's liability arising out of such information exceed the total purchase price of the TI part(s) at issue in this document sold by TI to Customer on an annual basis.

GENERIC PACKAGE VIEW

PGF 176

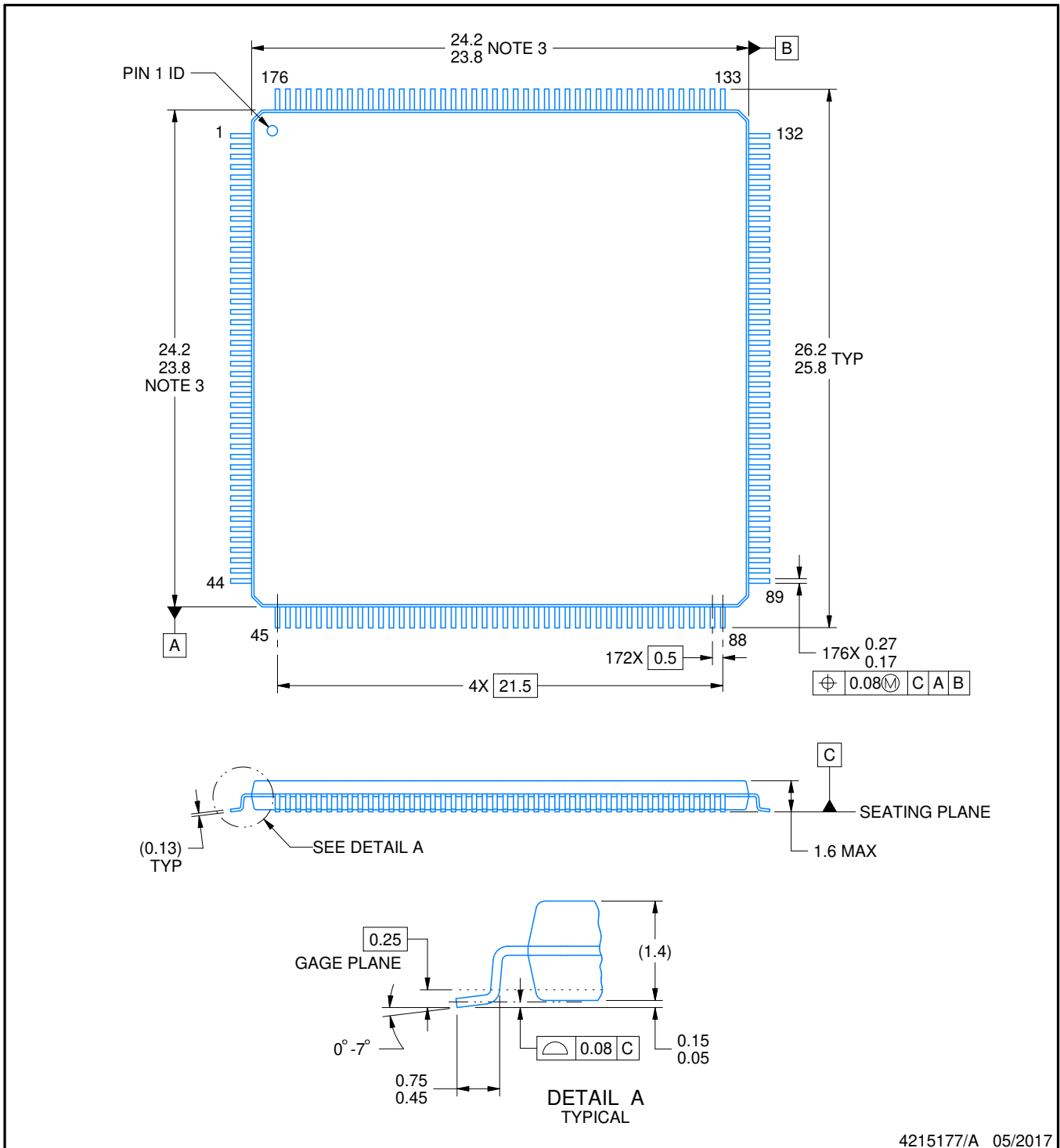

LQFP - 1.6 mm max height

PLASTIC QUAD FLATPACK



Images above are just a representation of the package family, actual package may vary.
Refer to the product data sheet for package details.

4040134/C



4215177/A 05/2017

NOTES:

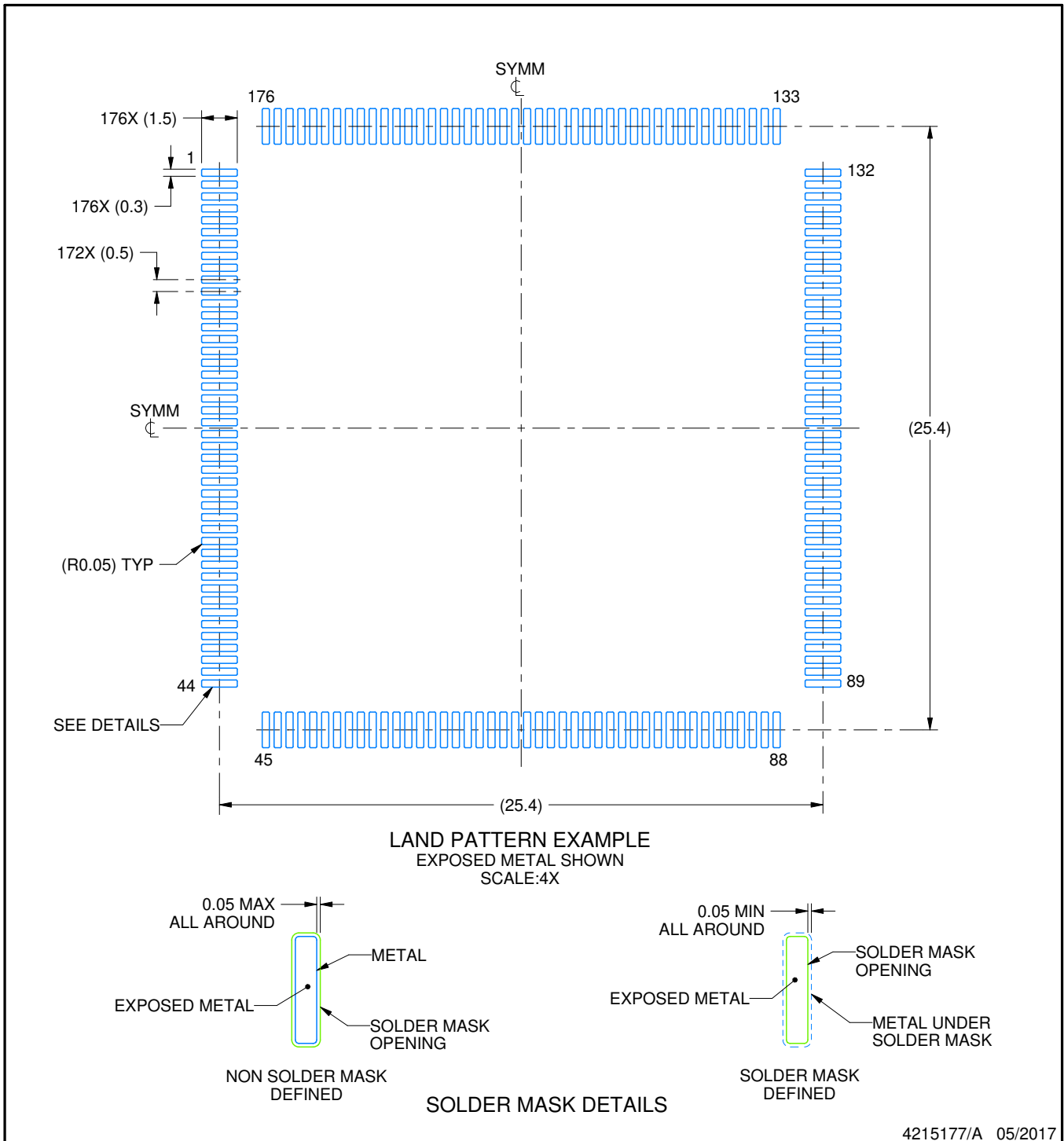
1. All linear dimensions are in millimeters. Any dimensions in parenthesis are for reference only. Dimensioning and tolerancing per ASME Y14.5M.
2. This drawing is subject to change without notice.
3. This dimension does not include mold flash, protrusions, or gate burrs.
4. Reference JEDEC registration MS-026.

EXAMPLE BOARD LAYOUT

PGF0176A

LQFP - 1.6 mm max height

PLASTIC QUAD FLATPACK



NOTES: (continued)

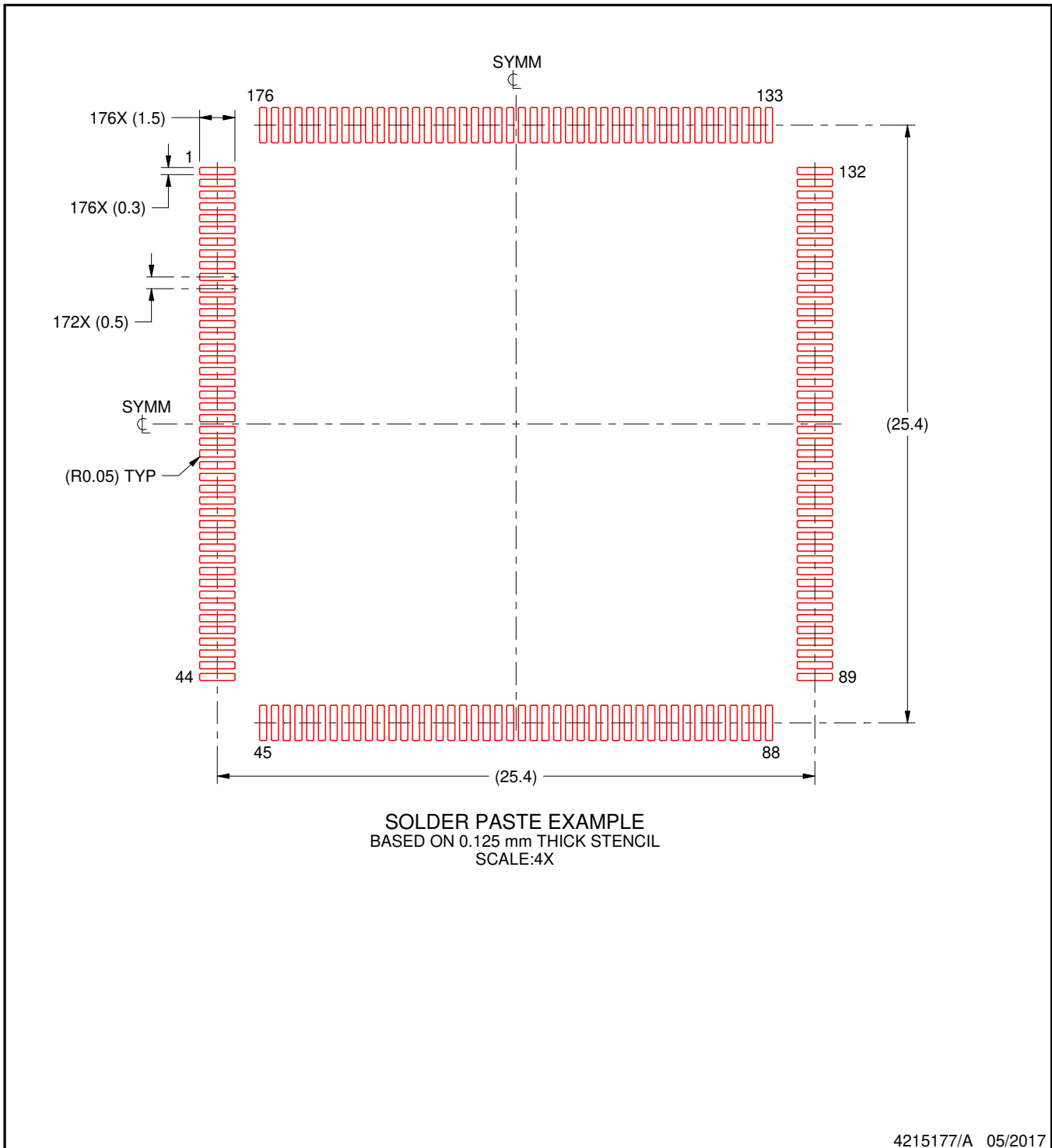
5. Publication IPC-7351 may have alternate designs.
6. Solder mask tolerances between and around signal pads can vary based on board fabrication site.

EXAMPLE STENCIL DESIGN

PGF0176A

LQFP - 1.6 mm max height

PLASTIC QUAD FLATPACK



NOTES: (continued)

7. Laser cutting apertures with trapezoidal walls and rounded corners may offer better paste release. IPC-7525 may have alternate design recommendations.
8. Board assembly site may have different recommendations for stencil design.

IMPORTANT NOTICE AND DISCLAIMER

TI PROVIDES TECHNICAL AND RELIABILITY DATA (INCLUDING DATASHEETS), DESIGN RESOURCES (INCLUDING REFERENCE DESIGNS), APPLICATION OR OTHER DESIGN ADVICE, WEB TOOLS, SAFETY INFORMATION, AND OTHER RESOURCES "AS IS" AND WITH ALL FAULTS, AND DISCLAIMS ALL WARRANTIES, EXPRESS AND IMPLIED, INCLUDING WITHOUT LIMITATION ANY IMPLIED WARRANTIES OF MERCHANTABILITY, FITNESS FOR A PARTICULAR PURPOSE OR NON-INFRINGEMENT OF THIRD PARTY INTELLECTUAL PROPERTY RIGHTS.

These resources are intended for skilled developers designing with TI products. You are solely responsible for (1) selecting the appropriate TI products for your application, (2) designing, validating and testing your application, and (3) ensuring your application meets applicable standards, and any other safety, security, or other requirements. These resources are subject to change without notice. TI grants you permission to use these resources only for development of an application that uses the TI products described in the resource. Other reproduction and display of these resources is prohibited. No license is granted to any other TI intellectual property right or to any third party intellectual property right. TI disclaims responsibility for, and you will fully indemnify TI and its representatives against, any claims, damages, costs, losses, and liabilities arising out of your use of these resources.

TI's products are provided subject to TI's Terms of Sale (<https://www.ti.com/legal/termsofsale.html>) or other applicable terms available either on [ti.com](https://www.ti.com) or provided in conjunction with such TI products. TI's provision of these resources does not expand or otherwise alter TI's applicable warranties or warranty disclaimers for TI products.

Mailing Address: Texas Instruments, Post Office Box 655303, Dallas, Texas 75265
Copyright © 2021, Texas Instruments Incorporated